



**Lakeshore Area  
QUARTERLY REPORT**

*1<sup>st</sup> Quarter Residential - 2019*

# Contents

## Section I

### At A Glance

|        |   |
|--------|---|
| Charts | 4 |
|--------|---|

## Section II

### Home Start Information

|  |    |
|--|----|
| Jurisdiction Summary Statistics                  | 10 |
| Builder Starts And Value Ranges per Jurisdiction | 12 |
| Single Family Starts By Construction Value       | 14 |
| Single Family Starts By Square Footage           | 16 |
| Average Square Footage per Jurisdiction          | 17 |
| Multi Family Starts                              | 18 |
| Remodels and Additions                           | 19 |

## Section III

### Builder Information

|                         |    |
|-------------------------|----|
| Builder Ranking Listing | 22 |
| New Builders            | 22 |

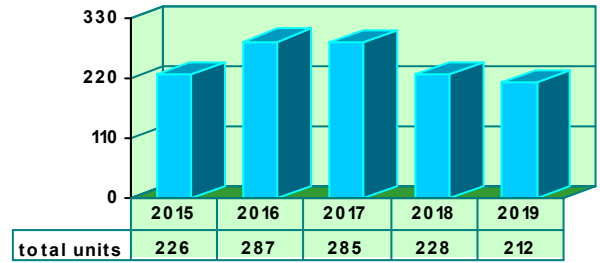
Copyright 2019 by Builder Track Reports.  
For the use of paid subscribers. Use with permission only.

**SECTION I**

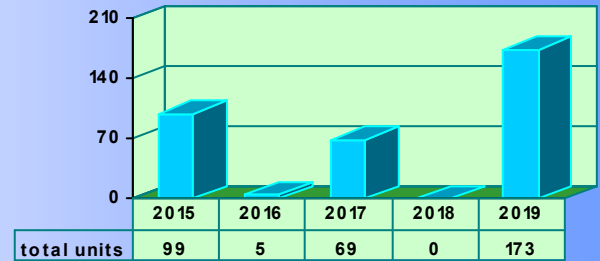
**AT A GLANCE**

## Lakeshore Area

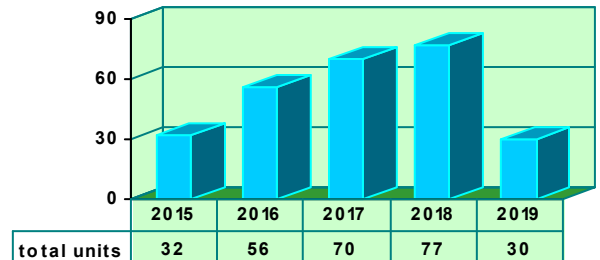
**Single Family Home** starts through the first quarter.



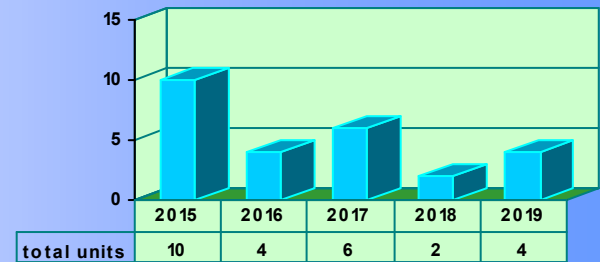
**Apartment** unit starts through the first quarter.



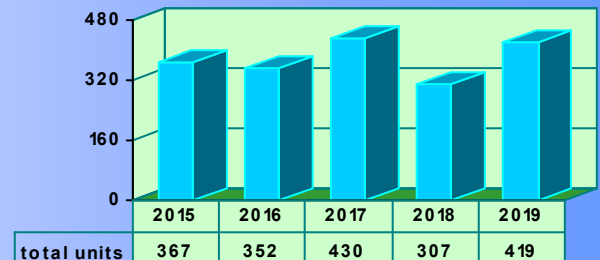
**Condominium** unit starts through the first quarter.



**Duplex** unit starts through the first quarter.

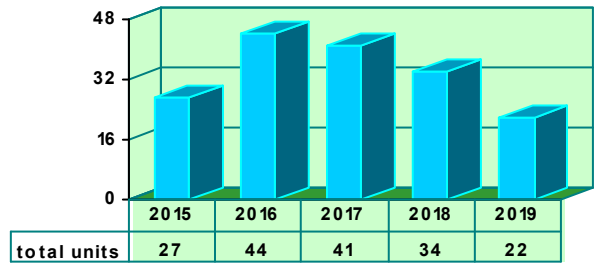


**Total Living** units through the first quarter.

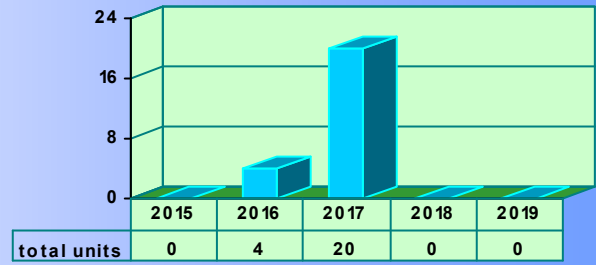


# Muskegon County

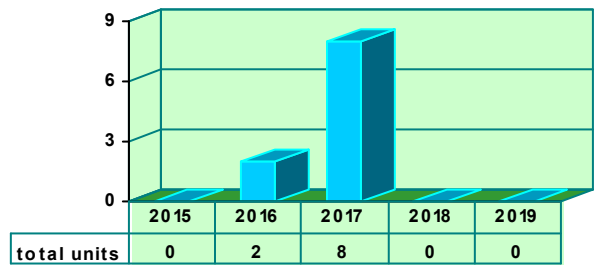
**Single Family Home** starts through the first quarter.



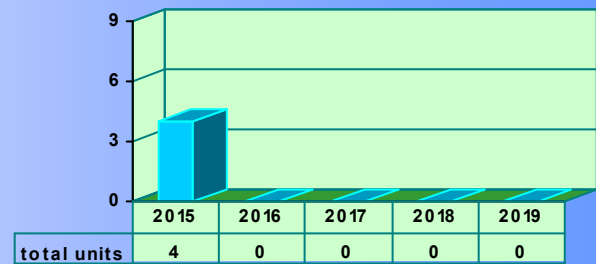
**Apartment** unit starts through first quarter.



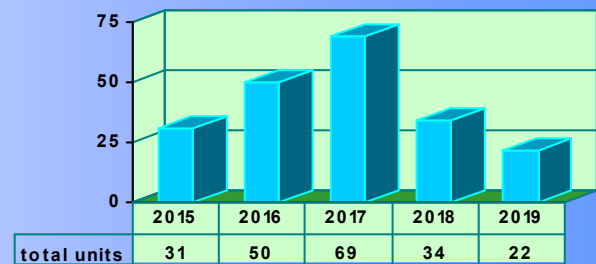
**Condominium** unit starts through the first quarter.



**Duplex** unit starts through the first quarter.

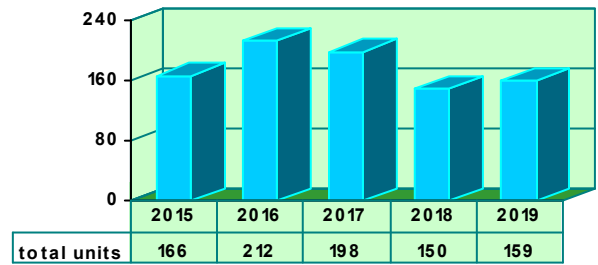


**Total Living** units through the first quarter.

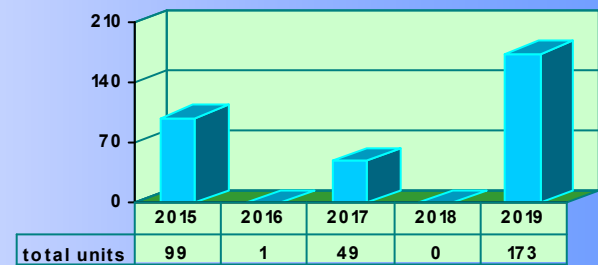


## Ottawa County

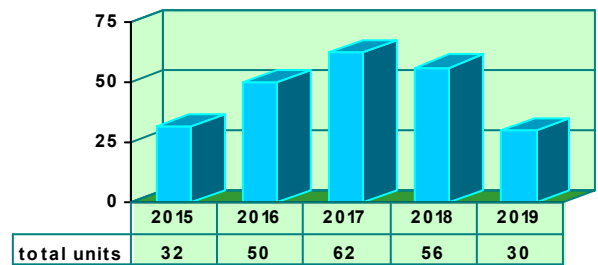
**Single Family Home** starts through the first quarter.



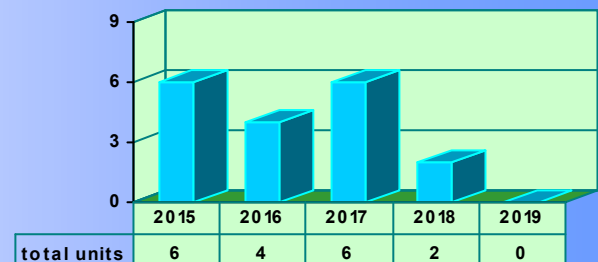
**Apartment** unit starts through first quarter.



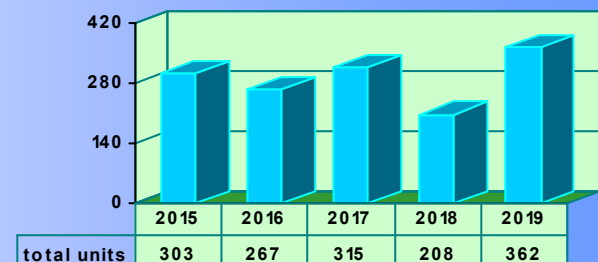
**Condominium** unit starts through the first quarter.



**Duplex** unit starts through the first quarter.

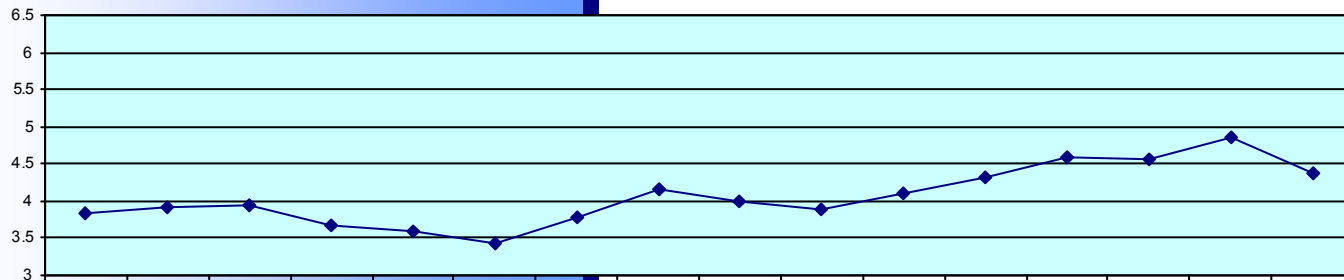


**Total Living** units through the first quarter.



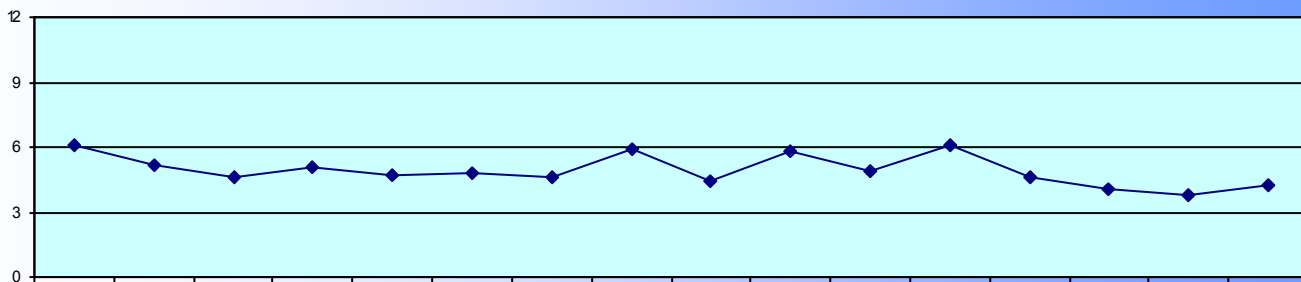
# Unemployment And Mortgage Information

## Fixed Mortgage Rates



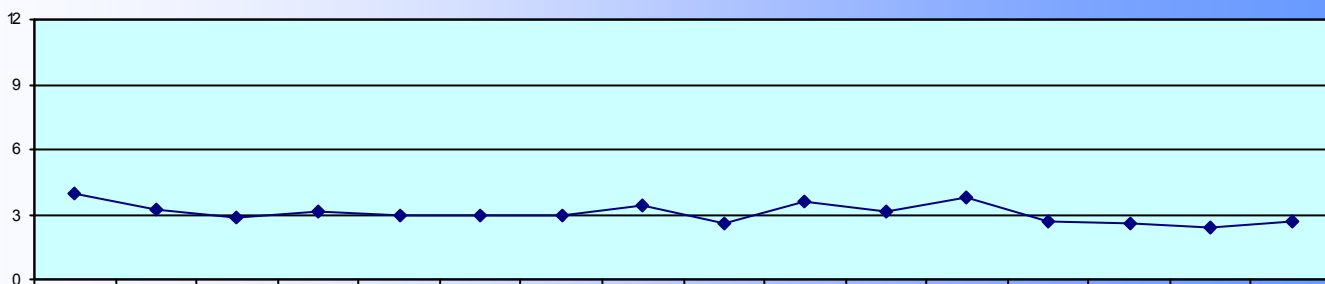
| 30 Year | 3.84   | 3.91   | 3.94   | 3.66   | 3.6    | 3.44   | 3.77   | 4.17   | 4      | 3.88   | 4.1    | 4.33   | 4.59   | 4.55   | 4.87   | 4.37   |
|---------|--------|--------|--------|--------|--------|--------|--------|--------|--------|--------|--------|--------|--------|--------|--------|--------|
| Mo/Yr   | May-15 | Aug-15 | Nov-15 | Feb-16 | May-16 | Aug-16 | Nov-16 | Feb-17 | May-17 | Aug-17 | Nov-17 | Feb-18 | May-18 | Aug-18 | Nov-18 | Feb-19 |

## Muskegon County Unemployment Rates



| Muskegon   | 6.1    | 5.2    | 4.6    | 5.1    | 4.7    | 4.8    | 4.6    | 5.9    | 4.4    | 5.8    | 4.9    | 6.1    | 4.6    | 4.1    | 3.8    | 4.2    |
|------------|--------|--------|--------|--------|--------|--------|--------|--------|--------|--------|--------|--------|--------|--------|--------|--------|
| Muskegon D | May-15 | Aug-15 | Nov-15 | Feb-16 | May-16 | Aug-16 | Nov-16 | Feb-17 | May-17 | Aug-17 | Nov-17 | Feb-18 | May-18 | Aug-18 | Nov-18 | Feb-19 |

## Ottawa County Unemployment Rates



| Ottawa   | 4      | 3.2    | 2.9    | 3.1    | 3      | 3      | 3      | 3.4    | 2.6    | 3.6    | 3.1    | 3.8    | 2.7    | 2.6    | 2.4    | 2.7    |
|----------|--------|--------|--------|--------|--------|--------|--------|--------|--------|--------|--------|--------|--------|--------|--------|--------|
| Ottawa D | May-15 | Aug-15 | Nov-15 | Feb-16 | May-16 | Aug-16 | Nov-16 | Feb-17 | May-17 | Aug-17 | Nov-17 | Feb-18 | May-18 | Aug-18 | Nov-18 | Feb-19 |

## Single Family Starts by Quarter

|      | 1st Quarter | 2nd Quarter | 3rd Quarter | 4th Quarter |
|------|-------------|-------------|-------------|-------------|
| 2009 | 55          | 86          | 95          | 95          |
| 2010 | 104         | 128         | 107         | 86          |
| 2011 | 124         | 133         | 160         | 135         |
| 2012 | 135         | 233         | 212         | 209         |
| 2013 | 178         | 291         | 315         | 245         |
| 2014 | 175         | 319         | 298         | 266         |
| 2015 | 227         | 367         | 344         | 286         |
| 2016 | 287         | 353         | 342         | 311         |
| 2017 | 285         | 368         | 355         | 219         |
| 2018 | 231         | 323         | 361         | 277         |
| 2019 | 214         |             |             |             |

## Single Family Starts by Month

|      | Jan. | Feb. | Mar. | April | May | June | July | Aug. | Sept. | Oct. | Nov. | Dec. |
|------|------|------|------|-------|-----|------|------|------|-------|------|------|------|
| 2015 | 65   | 54   | 108  | 122   | 103 | 142  | 107  | 124  | 113   | 106  | 102  | 78   |
| 2016 | 71   | 116  | 100  | 104   | 120 | 129  | 100  | 134  | 108   | 105  | 114  | 92   |
| 2017 | 87   | 88   | 110  | 106   | 149 | 113  | 117  | 118  | 120   | 98   | 76   | 45   |
| 2018 | 63   | 57   | 111  | 122   | 92  | 109  | 123  | 135  | 103   | 127  | 81   | 69   |
| 2019 | 45   | 71   | 98   |       |     |      |      |      |       |      |      |      |



# **SECTION II**

## **HOME START INFORMATION**

# Jurisdiction Summary Statistics

Single Family Starts  
Through the first quarter.

## Allegheny County

|                    | 2019 | 2018 | 2017 | 2016 | 2015 |
|--------------------|------|------|------|------|------|
| Saugatuck Township | 5    | 5    | 7    | 6    | 6    |
| Douglas            | 1    | 5    | 1    | 3    | 5    |
| Ganges             | 2    | 4    | 1    | 2    | 3    |
| Laketown           |      | 4    | 4    | 4    | 5    |
| Saugatuck City     |      |      | 2    | 2    | 2    |
| TOTAL              | 8    | 18   | 15   | 17   | 21   |

## Berrien County

|                     | 2019 | 2018 | 2017 | 2016 | 2015 |
|---------------------|------|------|------|------|------|
| Lincoln             | 3    | 6    | 5    | 3    | 5    |
| Chikaming           | 7    | 5    | 2    | 4    | 3    |
| St. Joseph City     | 3    | 4    | 3    | 1    |      |
| Shoreham Village    |      |      | 1    |      |      |
| Lake                |      |      |      | 1    |      |
| Benton              |      |      | 5    | 1    | 1    |
| St. Joseph Township | 1    |      | 4    |      |      |
| TOTAL               | 14   | 15   | 20   | 10   | 9    |

## Muskegon County

|                    | 2019 | 2018 | 2017 | 2016 | 2015 |
|--------------------|------|------|------|------|------|
| Egelston Township  | 6    | 8    | 4    | 9    | 5    |
| Fruitport Township | 7    | 6    | 11   | 12   | 9    |
| Norton Shores      | 2    | 4    | 8    | 9    | 6    |
| Muskegon Township  | 1    | 4    | 2    | 2    | 1    |
| Muskegon City      | 2    | 4    | 2    | 2    | 1    |
| Moorland Township  |      | 2    | 2    |      |      |
| Sullivan           | 1    | 2    | 2    | 2    | 1    |
| Laketon            | 1    | 2    | 1    |      |      |
| Fruitport Village  |      | 1    |      |      |      |
| Casnovia Township  |      | 1    | 1    |      |      |
| Montague Township  |      |      |      |      | 1    |
| Montague           | 1    |      |      |      |      |
| Fruitland Township | 1    |      | 4    | 3    |      |
| Dalton Township    |      |      | 3    | 3    | 1    |
| Ravenna Township   |      |      |      | 1    |      |
| Village of Ravenna |      |      | 1    | 1    | 2    |
| TOTAL              | 22   | 34   | 41   | 44   | 27   |

## Ottawa County

|                      | 2019 | 2018 | 2017 | 2016 | 2015 |
|----------------------|------|------|------|------|------|
| Holland Township     | 17   | 28   | 16   | 11   | 5    |
| Zeeland Township     | 11   | 22   | 13   | 10   | 5    |
| Georgetown           | 39   | 17   | 36   | 45   | 28   |
| Allendale            | 12   | 11   | 20   | 21   | 42   |
| Park                 | 17   | 11   | 14   | 19   | 10   |
| Crockery Township    | 1    | 9    | 1    | 7    | 4    |
| Port Sheldon         | 8    | 8    | 11   | 13   | 5    |
| Jamestown            | 9    | 8    | 14   | 13   | 10   |
| Robinson             | 6    | 7    | 4    | 7    | 2    |
| Holland City         | 2    | 6    | 17   | 9    | 3    |
| Spring Lake Township | 3    | 5    | 3    | 8    | 8    |
| Blendon              | 4    | 5    | 16   | 10   | 9    |
| Grand Haven Township | 5    | 5    | 11   | 13   | 11   |
| Tallmadge            | 5    | 3    | 12   | 8    | 5    |
| Olive                | 4    | 2    | 2    | 7    | 5    |
| Ferrysburg           | 1    | 1    | 2    |      | 4    |
| Grand Haven City     | 4    | 1    | 1    | 5    |      |
| Polkton              |      | 1    | 1    | 2    | 5    |
| Chester              |      |      | 1    |      |      |
| Coopersville         | 1    |      |      |      |      |
| Hudsonville          | 8    |      |      | 3    | 1    |
| Wright               | 2    |      | 2    |      | 1    |
| Zeeland City         |      |      | 1    |      | 3    |
| TOTAL                | 159  | 150  | 198  | 211  | 166  |

## Van Buren County

|                      | 2019 | 2018 | 2017 | 2016 | 2015 |
|----------------------|------|------|------|------|------|
| South Haven Township | 4    | 6    | 5    | 2    | 1    |
| South Haven City     | 5    | 5    | 6    | 2    | 2    |
| TOTAL                | 9    | 11   | 11   | 4    | 3    |

# Builder Starts per Jurisdiction

Construction Values are as reported on building permits and do not necessarily reflect the actual project costs. Single Family starts per jurisdiction are ranked by builder.

## Allegan County

**Douglas** low high average

|                      |          |         |         |         |
|----------------------|----------|---------|---------|---------|
| Patrick Murphy Homes | 1        | 569,000 | 569,000 | 569,000 |
| <b>TOTAL</b>         | <b>1</b> |         |         |         |

**Ganges** low high average

|                  |          |         |         |         |
|------------------|----------|---------|---------|---------|
| Homeowner        | 1        | 210,000 | 210,000 | 210,000 |
| Aaron Kronemeyer | 1        | 250,000 | 250,000 | 250,000 |
| <b>TOTAL</b>     | <b>2</b> |         |         |         |

**Saugatuck Township** low high average

|                       |          |         |         |         |
|-----------------------|----------|---------|---------|---------|
| Allen Edwin Homes     | 1        | 203,840 | 203,840 | 203,840 |
| Doug Baumann          | 1        | 375,560 | 375,560 | 375,560 |
| Grassmid Builders     | 1        | 300,000 | 300,000 | 300,000 |
| Meiste Homes          | 1        | 463,945 | 463,945 | 463,945 |
| TruBuilt Builders LLC | 1        | 633,000 | 633,000 | 633,000 |
| <b>TOTAL</b>          | <b>5</b> |         |         |         |

## Berrien County

**Chikaming** low high average

|                            |          |         |         |         |
|----------------------------|----------|---------|---------|---------|
| Caron Custom Homes         | 1        | 550,000 | 550,000 | 550,000 |
| Mark Edwards Construction  | 1        | 210,000 | 210,000 | 210,000 |
| Jason Gloe Construction    | 1        | 240,625 | 240,625 | 240,625 |
| Hertzler Construction      | 1        | 432,000 | 432,000 | 432,000 |
| Prism Construction         | 1        | 300,000 | 300,000 | 300,000 |
| Dave Prusa Construction    | 1        | 250,000 | 250,000 | 250,000 |
| Smith Custom Builders Inc. | 1        | 500,000 | 500,000 | 500,000 |
| <b>TOTAL</b>               | <b>7</b> |         |         |         |

**Lincoln** low high average

|                                   |          |         |         |         |
|-----------------------------------|----------|---------|---------|---------|
| Homeowner                         | 1        | 290,000 | 290,000 | 290,000 |
| Powell Construction Services, LLC | 1        | 432,000 | 432,000 | 432,000 |
| Williams Buildings                | 1        | 395,000 | 395,000 | 395,000 |
| <b>TOTAL</b>                      | <b>3</b> |         |         |         |

**St. Joseph City** low high average

|                                   |          |           |           |           |
|-----------------------------------|----------|-----------|-----------|-----------|
| Falcon Custom Homes Inc.          | 1        | 1,050,000 | 1,050,000 | 1,050,000 |
| Homeowner                         | 1        | 375,000   | 375,000   | 375,000   |
| Powell Construction Services, LLC | 1        | 208,990   | 208,990   | 208,990   |
| <b>TOTAL</b>                      | <b>3</b> |           |           |           |

**St. Joseph Township** low high average

|              |          |         |         |         |
|--------------|----------|---------|---------|---------|
| Homeowner    | 1        | 180,000 | 180,000 | 180,000 |
| <b>TOTAL</b> | <b>1</b> |         |         |         |

## Muskegon County

**Egelston Township** low high average

|                            |          |         |         |         |
|----------------------------|----------|---------|---------|---------|
| Triple R Construction, LLC | 3        | 110,000 | 130,000 | 123,333 |
| Homeowner                  | 1        | 220,000 | 220,000 | 220,000 |
| Jeff Miedema Homes LLC     | 1        | 250,000 | 250,000 | 250,000 |
| Douglas Ream Construction  | 1        | 219,000 | 219,000 | 219,000 |
| <b>TOTAL</b>               | <b>6</b> |         |         |         |

**Fruitland Township** low high average

|                        |          |         |         |         |
|------------------------|----------|---------|---------|---------|
| 56 West Homes & Design | 1        | 600,000 | 600,000 | 600,000 |
| <b>TOTAL</b>           | <b>1</b> |         |         |         |

**Fruitport Township** low high average

|                                     |          |         |         |         |
|-------------------------------------|----------|---------|---------|---------|
| Ronald V. Stroup                    | 6        | 138,458 | 243,984 | 169,301 |
| Samuel T. Wakefield Custom Builders | 1        | 150,000 | 150,000 | 150,000 |
| <b>TOTAL</b>                        | <b>7</b> |         |         |         |

**Laketon** low high average

|                       |          |         |         |         |
|-----------------------|----------|---------|---------|---------|
| Weatherbee Homes Inc. | 1        | 319,832 | 319,832 | 319,832 |
| <b>TOTAL</b>          | <b>1</b> |         |         |         |

**Montague** low high average

|                      |          |         |         |         |
|----------------------|----------|---------|---------|---------|
| Matthew Jacob Derose | 1        | 510,000 | 510,000 | 510,000 |
| <b>TOTAL</b>         | <b>1</b> |         |         |         |

**Muskegon City** low high average

|                        |          |         |         |         |
|------------------------|----------|---------|---------|---------|
| Dusendang Custom Homes | 2        | 333,000 | 350,000 | 341,500 |
| <b>TOTAL</b>           | <b>2</b> |         |         |         |

**Muskegon Township** low high average

|              |          |         |         |         |
|--------------|----------|---------|---------|---------|
| Homeowner    | 1        | 211,956 | 211,956 | 211,956 |
| <b>TOTAL</b> | <b>1</b> |         |         |         |

**Norton Shores** low high average

|                           |          |         |         |         |
|---------------------------|----------|---------|---------|---------|
| A-Team Construction       | 1        | 150,000 | 150,000 | 150,000 |
| Homeworks Unlimited Corp. | 1        | 172,915 | 172,915 | 172,915 |
| <b>TOTAL</b>              | <b>2</b> |         |         |         |

**Sullivan** low high average

|              |          |         |         |         |
|--------------|----------|---------|---------|---------|
| Homeowner    | 1        | 429,000 | 429,000 | 429,000 |
| <b>TOTAL</b> | <b>1</b> |         |         |         |

## Ottawa County

**Allendale** low high average

|                                 |           |         |         |         |
|---------------------------------|-----------|---------|---------|---------|
| Lance DeYoung Building LLC      | 3         | 178,470 | 243,825 | 208,580 |
| Maplewood Homes                 | 3         | 190,000 | 233,500 | 207,833 |
| T. Bosgraaf Homes               | 1         | 340,000 | 340,000 | 340,000 |
| Interra Homes LLC               | 1         | 198,000 | 198,000 | 198,000 |
| JTB Homes LLC                   | 1         | 244,750 | 244,750 | 244,750 |
| Ryan Koop                       | 1         | 220,065 | 220,065 | 220,065 |
| Klynt Marcusse Construction     | 1         | 197,100 | 197,100 | 197,100 |
| Ulberg Builder & Developer Inc. | 1         | 160,000 | 160,000 | 160,000 |
| <b>TOTAL</b>                    | <b>12</b> |         |         |         |

**Blendon** low high average

|                              |          |         |         |         |
|------------------------------|----------|---------|---------|---------|
| Baumann Building, Inc.       | 1        | 453,828 | 453,828 | 453,828 |
| David J. Brower Builder Inc. | 1        | 225,000 | 225,000 | 225,000 |
| Curt Moran Builders Inc.     | 1        | 508,800 | 508,800 | 508,800 |
| North Cove Builders LLC      | 1        | 335,000 | 335,000 | 335,000 |
| <b>TOTAL</b>                 | <b>4</b> |         |         |         |

**Coopersville** low high average

|               |          |         |         |         |
|---------------|----------|---------|---------|---------|
| Jorge Vasquez | 1        | 202,390 | 202,390 | 202,390 |
| <b>TOTAL</b>  | <b>1</b> |         |         |         |

**Crockery Township** low high average

|                 |          |         |         |         |
|-----------------|----------|---------|---------|---------|
| Eastbrook Homes | 1        | 182,000 | 182,000 | 182,000 |
| <b>TOTAL</b>    | <b>1</b> |         |         |         |

**Ferrysburg** low high average

|                        |          |         |         |         |
|------------------------|----------|---------|---------|---------|
| Duer Building & Design | 1        | 300,000 | 300,000 | 300,000 |
| <b>TOTAL</b>           | <b>1</b> |         |         |         |

**Georgetown** low high average

|                            |    |         |         |         |
|----------------------------|----|---------|---------|---------|
| Eastbrook Homes            | 10 | 202,367 | 420,000 | 296,318 |
| Interra Homes LLC          | 6  | 196,695 | 270,000 | 223,459 |
| JTB Homes LLC              | 4  | 212,625 | 328,000 | 273,363 |
| Tim Schollaart             | 3  | 250,000 | 375,800 | 317,267 |
| Brent DeYoung Builder Inc. | 2  | 300,000 | 450,000 | 375,000 |
| North Cove Builders LLC    | 2  | 315,272 | 382,000 | 348,636 |

**Georgetown cont.**

|                        |           |         |         |         |
|------------------------|-----------|---------|---------|---------|
| T. Bosgraaf Homes      | 1         | 225,000 | 225,000 | 225,000 |
| Boverhof Builders      | 1         | 340,875 | 340,875 | 340,875 |
| Buffum Homes LLC       | 1         | 300,000 | 300,000 | 300,000 |
| Celebrity Builders LLC | 1         | 575,000 | 575,000 | 575,000 |
| Homeowner              | 1         | 425,000 | 425,000 | 425,000 |
| John Huitsing          | 1         | 450,000 | 450,000 | 450,000 |
| Schout Builders, Inc.  | 1         | 223,425 | 223,425 | 223,425 |
| Schultz Builders, LLC  | 1         | 470,000 | 470,000 | 470,000 |
| Tom VanOverloop        | 1         | 521,528 | 521,528 | 521,528 |
| Elroy Vegter           | 1         | 370,000 | 370,000 | 370,000 |
| Mitchell Wagner        | 1         | 425,000 | 425,000 | 425,000 |
| Woods Builders Homes   | 1         | 318,150 | 318,150 | 318,150 |
| <b>TOTAL</b>           | <b>39</b> |         |         |         |

**Grand Haven City**

|                   |          |           |           |           |
|-------------------|----------|-----------|-----------|-----------|
|                   |          | low       | high      | average   |
| Eastbrook Homes   | 3        | 213,000   | 258,000   | 232,000   |
| Andrew VanderMale | 1        | 1,700,000 | 1,700,000 | 1,700,000 |
| <b>TOTAL</b>      | <b>4</b> |           |           |           |

**Grand Haven Township**

|                                   |          |         |         |         |
|-----------------------------------|----------|---------|---------|---------|
|                                   |          | low     | high    | average |
| Blue Water Custom Homes LLC       | 1        | 500,000 | 500,000 | 500,000 |
| Eastbrook Homes                   | 1        | 265,569 | 265,569 | 265,569 |
| JDH Custom Homes                  | 1        | 330,598 | 330,598 | 330,598 |
| Livingston Homes of West Michigan | 1        | 225,000 | 225,000 | 225,000 |
| James A. Sees Builder Inc.        | 1        | 274,221 | 274,221 | 274,221 |
| <b>TOTAL</b>                      | <b>5</b> |         |         |         |

**Holland City**

|                                |          |         |         |         |
|--------------------------------|----------|---------|---------|---------|
|                                |          | low     | high    | average |
| Endeavor Building Systems, LLC | 1        | 850,000 | 850,000 | 850,000 |
| JTB Homes LLC                  | 1        | 299,500 | 299,500 | 299,500 |
| <b>TOTAL</b>                   | <b>2</b> |         |         |         |

**Holland Township**

|                               |           |         |         |         |
|-------------------------------|-----------|---------|---------|---------|
|                               |           | low     | high    | average |
| Baumann Building, Inc.        | 7         | 203,014 | 262,524 | 230,088 |
| T. Bosgraaf Homes             | 4         | 208,398 | 340,000 | 256,421 |
| Eastbrook Homes               | 4         | 232,000 | 308,000 | 264,250 |
| Landmark Construction Co. LLC | 1         | 250,000 | 250,000 | 250,000 |
| Sjaarda Homes & Properties    | 1         | 110,000 | 110,000 | 110,000 |
| <b>TOTAL</b>                  | <b>17</b> |         |         |         |

**Hudsonville**

|                   |          |         |         |         |
|-------------------|----------|---------|---------|---------|
|                   |          | low     | high    | average |
| Allen Edwin Homes | 8        | 212,760 | 313,110 | 260,611 |
| <b>TOTAL</b>      | <b>8</b> |         |         |         |

**Jamestown**

|                              |          |         |         |         |
|------------------------------|----------|---------|---------|---------|
|                              |          | low     | high    | average |
| Eastbrook Homes              | 4        | 246,000 | 338,000 | 278,750 |
| Allen Edwin Homes            | 1        | 126,116 | 126,116 | 126,116 |
| Tim Bouma Builder            | 1        | 180,000 | 180,000 | 180,000 |
| Interra Homes LLC            | 1        | 171,750 | 171,750 | 171,750 |
| JTB Homes LLC                | 1        | 192,750 | 192,750 | 192,750 |
| Sand Creek Construction Inc. | 1        | 368,000 | 368,000 | 368,000 |
| <b>TOTAL</b>                 | <b>9</b> |         |         |         |

**Olive**

|                       |          |         |         |         |
|-----------------------|----------|---------|---------|---------|
|                       |          | low     | high    | average |
| Maplewood Homes       | 2        | 190,000 | 190,000 | 190,000 |
| Homeowner             | 1        | 250,000 | 250,000 | 250,000 |
| Schultz Builders, LLC | 1        | 225,000 | 225,000 | 225,000 |
| <b>TOTAL</b>          | <b>4</b> |         |         |         |

**Park**

|                        |   |         |         |         |
|------------------------|---|---------|---------|---------|
|                        |   | low     | high    | average |
| T. Bosgraaf Homes      | 3 | 275,000 | 410,000 | 326,667 |
| Allen Edwin Homes      | 2 | 206,087 | 259,962 | 233,025 |
| JTB Homes LLC          | 2 | 228,500 | 232,250 | 230,375 |
| 42 North Custom Homes  | 1 | 950,000 | 950,000 | 950,000 |
| Baumann Building, Inc. | 1 | 251,680 | 251,680 | 251,680 |
| BPS Builders, LLC      | 1 | 425,000 | 425,000 | 425,000 |
| Clark's Construction   | 1 | 200,000 | 200,000 | 200,000 |

|                           |           |         |         |         |
|---------------------------|-----------|---------|---------|---------|
| Covenant Developments LLC | 1         | 100,000 | 100,000 | 100,000 |
| Steve Diekema Builder     | 1         | 180,000 | 180,000 | 180,000 |
| Homeowner                 | 1         | 458,000 | 458,000 | 458,000 |
| Justin Schutmaat          | 1         | 310,000 | 310,000 | 310,000 |
| TerVoort Builders Inc.    | 1         | 380,000 | 380,000 | 380,000 |
| Timberstone Builders      | 1         | 321,000 | 321,000 | 321,000 |
| <b>TOTAL</b>              | <b>17</b> |         |         |         |

**Port Sheldon**

|                              |          |         |         |         |
|------------------------------|----------|---------|---------|---------|
|                              |          | low     | high    | average |
| Allen Edwin Homes            | 5        | 216,510 | 343,240 | 284,342 |
| Berghuis Construction LLC    | 1        | 450,000 | 450,000 | 450,000 |
| Homeowner                    | 1        | 292,430 | 292,430 | 292,430 |
| Timmerman Homes & Properties | 1        | 370,000 | 370,000 | 370,000 |
| <b>TOTAL</b>                 | <b>8</b> |         |         |         |

**Robinson**

|                             |          |         |         |         |
|-----------------------------|----------|---------|---------|---------|
|                             |          | low     | high    | average |
| Terry Forrester             | 1        | 224,000 | 224,000 | 224,000 |
| Homeowner                   | 1        | 270,000 | 270,000 | 270,000 |
| JDH Custom Homes            | 1        | 432,000 | 432,000 | 432,000 |
| Klynt Marcusse Construction | 1        | 197,000 | 197,000 | 197,000 |
| Miles Builders LLC          | 1        | 441,000 | 441,000 | 441,000 |
| Ulberg Builders LLC         | 1        | 269,000 | 269,000 | 269,000 |
| <b>TOTAL</b>                | <b>6</b> |         |         |         |

**Spring Lake Township**

|                        |          |         |         |         |
|------------------------|----------|---------|---------|---------|
|                        |          | low     | high    | average |
| Baumann & DeGroot      | 1        | 250,518 | 250,518 | 250,518 |
| Baumann Building, Inc. | 1        | 249,139 | 249,139 | 249,139 |
| Troxel Custom Homes    | 1        | 536,904 | 536,904 | 536,904 |
| <b>TOTAL</b>           | <b>3</b> |         |         |         |

**Tallmadge**

|                       |          |         |         |         |
|-----------------------|----------|---------|---------|---------|
|                       |          | low     | high    | average |
| T. Bosgraaf Homes     | 2        | 297,810 | 310,000 | 303,905 |
| VerWoert Construction | 2        | 300,000 | 401,000 | 350,500 |
| Homeowner             | 1        | 420,000 | 420,000 | 420,000 |
| <b>TOTAL</b>          | <b>5</b> |         |         |         |

**Wright**

|                               |          |         |         |         |
|-------------------------------|----------|---------|---------|---------|
|                               |          | low     | high    | average |
| Grand Rapids Building Company | 1        | 130,000 | 130,000 | 130,000 |
| JTB Homes LLC                 | 1        | 219,137 | 219,137 | 219,137 |
| <b>TOTAL</b>                  | <b>2</b> |         |         |         |

**Zeeland Township**

|                           |           |         |         |         |
|---------------------------|-----------|---------|---------|---------|
|                           |           | low     | high    | average |
| Allen Edwin Homes         | 5         | 148,646 | 224,000 | 172,502 |
| Baumann Building, Inc.    | 2         | 208,398 | 230,112 | 219,255 |
| Classic Home Construction | 2         | 200,000 | 210,000 | 205,000 |
| Excel Builders Inc.       | 1         | 300,000 | 300,000 | 300,000 |
| Interra Homes LLC         | 1         | 158,750 | 158,750 | 158,750 |
| <b>TOTAL</b>              | <b>11</b> |         |         |         |

**Van Buren County****South Haven City**

|                        |          |         |         |         |
|------------------------|----------|---------|---------|---------|
|                        |          | low     | high    | average |
| Baumann Building, Inc. | 3        | 200,160 | 280,640 | 253,813 |
| Allen Edwin Homes      | 1        | 393,680 | 393,680 | 393,680 |
| Homeowner              | 1        | 225,000 | 225,000 | 225,000 |
| <b>TOTAL</b>           | <b>5</b> |         |         |         |

**South Haven Township**

|                            |          |         |         |         |
|----------------------------|----------|---------|---------|---------|
|                            |          | low     | high    | average |
| Allen Edwin Homes          | 1        | 168,904 | 168,904 | 168,904 |
| Homeowner                  | 1        | 175,000 | 175,000 | 175,000 |
| Meiste Homes               | 1        | 562,900 | 562,900 | 562,900 |
| Spaces Designer Homes, LLC | 1        | 363,000 | 363,000 | 363,000 |
| <b>TOTAL</b>               | <b>4</b> |         |         |         |

# Single Family Home Starts by Construction Value

Through the first quarter.

## Allegan County

| <i>Values (in thousands)</i> | Under 100 | 100 to 149 | 150 to 199 | 200 to 299   | 300 to 499   | 500 +        |
|------------------------------|-----------|------------|------------|--------------|--------------|--------------|
| Douglas                      |           |            |            |              |              | 1            |
| Ganges                       |           |            |            | 2            |              |              |
| Saugatuck City               |           |            |            |              |              |              |
| Saugatuck Township           |           |            |            | 1            | 3            | 1            |
| <b>County Totals</b>         |           |            |            | <b>3</b>     | <b>3</b>     | <b>2</b>     |
| <b>% of Total:</b>           |           |            |            | <b>37.5%</b> | <b>37.5%</b> | <b>25.0%</b> |

## Berrien County

| <i>Values (in thousands)</i> | Under 100 | 100 to 149 | 150 to 199  | 200 to 299   | 300 to 499   | 500 +        |
|------------------------------|-----------|------------|-------------|--------------|--------------|--------------|
| Chikaming                    |           |            |             | 3            | 2            | 2            |
| Lincoln                      |           |            |             | 1            | 2            |              |
| St. Joseph City              |           |            |             | 1            | 1            | 1            |
| St. Joseph Township          |           |            | 1           |              |              |              |
| <b>County Totals</b>         |           |            | <b>1</b>    | <b>5</b>     | <b>5</b>     | <b>3</b>     |
| <b>% of Total:</b>           |           |            | <b>7.1%</b> | <b>35.7%</b> | <b>35.7%</b> | <b>21.4%</b> |

## Muskegon County

| <i>Values (in thousands)</i> | Under 100 | 100 to 149   | 150 to 199   | 200 to 299   | 300 to 499   | 500 +       |
|------------------------------|-----------|--------------|--------------|--------------|--------------|-------------|
| Egelston Township            |           | 3            |              | 3            |              |             |
| Fruitland Township           |           |              |              |              |              | 1           |
| Fruitport Township           |           | 3            | 3            | 1            |              |             |
| Laketon                      |           |              |              |              | 1            |             |
| Montague                     |           |              |              |              |              | 1           |
| Muskegon City                |           |              |              |              | 2            |             |
| Muskegon Township            |           |              |              | 1            |              |             |
| Norton Shores                |           |              | 2            |              |              |             |
| Sullivan                     |           |              |              |              | 1            |             |
| <b>County Totals</b>         |           | <b>6</b>     | <b>5</b>     | <b>5</b>     | <b>4</b>     | <b>2</b>    |
| <b>% of Total:</b>           |           | <b>27.3%</b> | <b>22.7%</b> | <b>22.7%</b> | <b>18.2%</b> | <b>9.1%</b> |

## Ottawa County

| <i>Values (in thousands)</i> | Under 100 | 100 to 149  | 150 to 199   | 200 to 299   | 300 to 499   | 500 +       |
|------------------------------|-----------|-------------|--------------|--------------|--------------|-------------|
| Allendale                    |           |             | 5            | 6            | 1            |             |
| Blendon                      |           |             |              | 1            | 2            | 1           |
| Coopersville                 |           |             |              | 1            |              |             |
| Crockery Township            |           |             | 1            |              |              |             |
| Ferrysburg                   |           |             |              |              | 1            |             |
| Georgetown                   |           |             | 1            | 17           | 19           | 2           |
| Grand Haven City             |           |             |              | 3            |              | 1           |
| Grand Haven Township         |           |             |              | 3            | 1            | 1           |
| Holland City                 |           |             |              | 1            |              | 1           |
| Holland Township             |           | 1           |              | 14           | 2            |             |
| Hudsonville                  |           |             |              | 5            | 3            |             |
| Jamestown                    |           | 1           | 3            | 3            | 2            |             |
| Olive                        |           |             | 2            | 2            |              |             |
| Park                         |           | 1           | 1            | 8            | 6            | 1           |
| Port Sheldon                 |           |             |              | 3            | 5            |             |
| Robinson                     |           |             | 1            | 3            | 2            |             |
| Spring Lake Township         |           |             |              | 2            |              | 1           |
| Tallmadge                    |           |             |              | 1            | 4            |             |
| Wright                       |           | 1           |              | 1            |              |             |
| Zeeland Township             |           | 1           | 4            | 5            | 1            |             |
| <b>County Totals</b>         |           | <b>5</b>    | <b>18</b>    | <b>79</b>    | <b>49</b>    | <b>8</b>    |
| <b>% of Total:</b>           |           | <b>3.1%</b> | <b>11.3%</b> | <b>49.7%</b> | <b>30.8%</b> | <b>5.0%</b> |

## Van Buren County

| <i>Values (in thousands)</i> | Under 100 | 100 to 149 | 150 to 199   | 200 to 299   | 300 to 499   | 500 +        |
|------------------------------|-----------|------------|--------------|--------------|--------------|--------------|
| South Haven City             |           |            |              | 4            | 1            |              |
| South Haven Township         |           |            | 2            |              | 1            | 1            |
| <b>County Totals</b>         |           |            | <b>2</b>     | <b>4</b>     | <b>2</b>     | <b>1</b>     |
| <b>% of Total:</b>           |           |            | <b>22.2%</b> | <b>44.4%</b> | <b>22.2%</b> | <b>11.1%</b> |

# Single Family Home Starts by Square Footage

Through the first quarter.

## Allegan County

| <i>Square Footage</i> | Under 1200 | 1200 to 1799 | 1800 to 2399 | 2400 to 3000 | 3000 to 3999 | 4000 to 4999 | 5000 + |
|-----------------------|------------|--------------|--------------|--------------|--------------|--------------|--------|
| Douglas               |            |              |              | 1            |              |              |        |
| Ganges                |            | 1            | 1            |              |              |              |        |
| Saugatuck Township    |            |              | 2            |              | 1            |              |        |
| <b>COUNTY TOTALS</b>  |            | 1            | 3            | 1            | 1            |              |        |
| <b>% of total:</b>    |            | 16.7%        | 50.0%        | 16.7%        | 16.7%        |              |        |

## Berrien County

| <i>Square Footage</i> | Under 1200 | 1200 to 1799 | 1800 to 2399 | 2400 to 3000 | 3000 to 3999 | 4000 to 4999 | 5000 + |
|-----------------------|------------|--------------|--------------|--------------|--------------|--------------|--------|
| Chikaming             |            |              | 1            |              |              |              |        |
| Lincoln               |            |              |              | 2            |              |              |        |
| St. Joseph City       |            | 1            |              | 1            |              |              |        |
| <b>COUNTY TOTALS</b>  |            | 1            | 1            | 3            |              |              |        |
| <b>% of total:</b>    |            | 20.0%        | 20.0%        | 60.0%        |              |              |        |

## Muskegon County

| <i>Square Footage</i> | Under 1200 | 1200 to 1799 | 1800 to 2399 | 2400 to 3000 | 3000 to 3999 | 4000 to 4999 | 5000 + |
|-----------------------|------------|--------------|--------------|--------------|--------------|--------------|--------|
| Egelston Township     | 2          | 3            |              | 1            |              |              |        |
| Fruitland Township    |            |              |              |              | 1            |              |        |
| Fruitport Township    | 3          | 2            |              |              |              |              |        |
| Laketon               |            |              |              | 1            |              |              |        |
| Muskegon Township     |            |              | 1            |              |              |              |        |
| <b>COUNTY TOTALS</b>  | 5          | 5            | 1            | 2            | 1            |              |        |
| <b>% of total:</b>    | 35.7%      | 35.7%        | 7.1%         | 14.3%        | 7.1%         |              |        |

## Ottawa County

| <i>Square Footage</i> | Under 1200 | 1200 to 1799 | 1800 to 2399 | 2400 to 3000 | 3000 to 3999 | 4000 to 4999 | 5000 + |
|-----------------------|------------|--------------|--------------|--------------|--------------|--------------|--------|
| Allendale             |            | 8            | 3            | 1            |              |              |        |
| Blendon               |            |              | 2            |              | 1            | 1            |        |
| Coopersville          |            | 1            |              |              |              |              |        |
| Georgetown            |            | 11           | 10           | 8            | 7            | 3            |        |
| Grand Haven City      |            |              | 1            |              | 1            |              |        |
| Grand Haven Township  |            |              |              |              | 1            |              |        |
| Hudsonville           |            | 1            | 6            | 1            |              |              |        |
| Jamestown             |            | 1            | 6            | 1            | 1            |              |        |
| Olive                 |            | 3            |              |              | 1            |              |        |
| Robinson              |            | 2            | 2            |              | 2            |              |        |
| Spring Lake Township  |            | 1            |              |              | 1            |              | 1      |
| Tallmadge             |            |              | 2            | 1            | 1            | 1            |        |
| Wright                |            | 2            |              |              |              |              |        |
| <b>COUNTY TOTALS</b>  |            | 30           | 32           | 12           | 16           | 5            | 1      |
| <b>% of total:</b>    |            | 31.3%        | 33.3%        | 12.5%        | 16.7%        | 5.2%         | 1.0%   |

## Van Buren County

| <i>Square Footage</i> | Under 1200 | 1200 to 1799 | 1800 to 2399 | 2400 to 3000 | 3000 to 3999 | 4000 to 4999 | 5000 + |
|-----------------------|------------|--------------|--------------|--------------|--------------|--------------|--------|
| South Haven Township  |            |              | 2            |              |              | 1            |        |
| <b>COUNTY TOTALS</b>  |            |              | 2            |              |              | 1            |        |
| <b>% of total:</b>    |            |              | 66.7%        |              |              | 33.3%        |        |



# Average Square Footage per Jurisdiction

Average Square Footage for homes built 1st quarter.

Information in some jurisdictions is from a limited sample and will be less reliable than large samples.

|                        | Average finished square footage listed on building permits | Total homes in sample |                         |      |    |
|------------------------|--|-----------------------|-------------------------|------|----|
| <b>Allegan County</b>  |  |                       | <b>Ottawa County</b>    |      |    |
| Saugatuck Township     | 2544   | 3                     | Spring Lake Township    | 3482 | 3  |
| Douglas                | 2416   | 1                     | Grand Haven Township    | 3433 | 1  |
| Ganges                 | 1644   | 2                     | Blendon                 | 3157 | 4  |
| <b>Berrien County</b>  |  |                       | Tallmadge               | 3074 | 5  |
| Lincoln                | 2677   | 2                     | Grand Haven City        | 2638 | 2  |
| St. Joseph City        | 2176   | 2                     | Georgetown              | 2482 | 39 |
| Chikaming              | 1935   | 1                     | Robinson                | 2341 | 6  |
| <b>Muskegon County</b> |  |                       | Jamestown               | 2282 | 9  |
| Fruitland Township     | 3740   | 1                     | Olive                   | 1921 | 4  |
| Laketon                | 2784   | 1                     | Hudsonville             | 1914 | 8  |
| Muskegon Township      | 1872   | 1                     | Allendale               | 1689 | 12 |
| Egelston Township      | 1562   | 6                     | Wright                  | 1525 | 2  |
| Fruitport Township     | 1241   | 5                     | Coopersville            | 1497 | 1  |
|                        |  |                       | <b>Van Buren County</b> |      |    |
|                        |  |                       | South Haven Township    | 2798 | 3  |

# Multi Family Starts

Through the first quarter.

## Apartments

units

### Ottawa County

#### Grand Haven Township

|                              |    |
|------------------------------|----|
| CopperRock Construction Inc. |    |
| 14928 Kaye Lane              | 24 |
| 15048 Kaye Lane              | 30 |
| 16972 Tysman Way             | 30 |
| 16976 Lakeshore Gardens Dr.  | 24 |

*Total Units for Jurisdiction* **108**

#### Tallmadge

|                      |    |
|----------------------|----|
| F. R. Alt Builders   |    |
| 13545 Kenowa Ave. NW | 65 |

*Total Units for Jurisdiction* **65**

**Total Units for County** **173**

## Condominiums

units

### Ottawa County

#### Georgetown

|                           |   |
|---------------------------|---|
| Eastbrook Homes           |   |
| 8909, 11 Barrington Lane  | 2 |
| 8913, 15 Barrington Lane  | 2 |
| 8917-25 Barrington        | 6 |
| Koetje Builders, Inc.     |   |
| 3305, 15 Golden Eagle Ct. | 2 |
| 3365, 71 Golden Eagle Way | 2 |
| 3431, 37 Golden Eagle Way | 2 |

|                        |   |
|------------------------|---|
| Redstone Homes         |   |
| 4659-4669 Rockport Dr. | 6 |

*Total Units for Jurisdiction* **22**

#### Holland City

|                   |   |
|-------------------|---|
| BDR Custom Homes  |   |
| 557 Macatawa Ave. | 4 |

*Total Units for Jurisdiction* **4**

#### Holland Township

|                                 |   |
|---------------------------------|---|
| Eastbrook Homes                 |   |
| 4718, 20 Macatawa Legends Blvd. | 2 |
| 4728, 30 Macatawa Legends Blvd. | 2 |

*Total Units for Jurisdiction* **4**

**Total Units for County** **30**

## Duplexes

units

### Allegan County

#### Saugatuck City

|                          |  |   |
|--------------------------|--|---|
| Ryan Hirdes Construction |  |   |
| 625, 45 Lake St.         |  | 2 |

*Total Units for Jurisdiction* **2**

**Total Units for County** **2**

### Van Buren County

#### South Haven City

|                        |  |   |
|------------------------|--|---|
| Baumann Building, Inc. |  |   |
| 825 Wells St.          |  | 2 |

*Total Units for Jurisdiction* **2**

**Total Units for County** **2**

# Remodels and Additions

Valued over \$75,000

For the first quarter.

## Allegan County

### Douglas

|                                     |                  |
|-------------------------------------|------------------|
| 42 North Custom Homes               |                  |
| 149 South Washington                | \$650,000        |
| <b>Total Value for Jurisdiction</b> | <b>\$650,000</b> |

### Laketown

|                                     |                  |
|-------------------------------------|------------------|
| DeFrell Builders, Inc.              |                  |
| 6674 147th Ave.                     | \$80,000         |
| Homeowner                           |                  |
| 6085 146th Ave.                     | \$100,000        |
| <b>Total Value for Jurisdiction</b> | <b>\$180,000</b> |

### Saugatuck Township

|                                     |                  |
|-------------------------------------|------------------|
| Homeowner                           |                  |
| 2955 Lakeshore Dr.                  | \$250,000        |
| Mark Shirey                         |                  |
| 2531 Lakeshore Dr.                  | \$150,735        |
| <b>Total Value for Jurisdiction</b> | <b>\$400,735</b> |

**Total Value for County \$1,230,735**

## Berrien County

### Chikaming

|                                     |                  |
|-------------------------------------|------------------|
| Chandler Construction Services LLC  |                  |
| 12978 Westerlund Way                | \$150,000        |
| Homeowner                           |                  |
| 9209 Pier St.                       | \$100,000        |
| Nitz Design Builders Inc.           |                  |
| 14228 Lakeshore Rd.                 | \$112,500        |
| TCM Builders                        |                  |
| 14918 Lakeshore Rd.                 | \$255,000        |
| <b>Total Value for Jurisdiction</b> | <b>\$617,500</b> |

### Lincoln

|                                     |                 |
|-------------------------------------|-----------------|
| Homeowner                           |                 |
| 4796 Michigan Ave.                  | \$95,000        |
| <b>Total Value for Jurisdiction</b> | <b>\$95,000</b> |

### St. Joseph City

|   |                  |
|---|------------------|
| McGuire's Professional Construction, Inc. |                  |
| 1613 South State St.                      | \$130,000        |
| <b>Total Value for Jurisdiction</b>       | <b>\$130,000</b> |

### St. Joseph Township

|                                     |                  |
|-------------------------------------|------------------|
| JD Meier Construction               |                  |
| 2515 Lake Vista Dr.                 | \$450,000        |
| <b>Total Value for Jurisdiction</b> | <b>\$450,000</b> |

**Total Value for County \$1,292,500**

## Muskegon County

### Fruitport Township

|                                     |                  |
|-------------------------------------|------------------|
| David Haag                          |                  |
| 7091 14th St.                       | \$100,000        |
| <b>Total Value for Jurisdiction</b> | <b>\$100,000</b> |

### Laketon

|                                     |                  |
|-------------------------------------|------------------|
| Michelle Tanner Homes               |                  |
| 3215 Memorial Dr.                   | \$190,000        |
| <b>Total Value for Jurisdiction</b> | <b>\$190,000</b> |

### Montague

|                                     |                  |
|-------------------------------------|------------------|
| Ashby Custom Homes LLC              |                  |
| 7634 Ravenswood Ave.                | \$500,000        |
| <b>Total Value for Jurisdiction</b> | <b>\$500,000</b> |

### Muskegon City

|                                     |                  |
|-------------------------------------|------------------|
| Homeowner                           |                  |
| 1188 4th St.                        | \$120,000        |
| <b>Total Value for Jurisdiction</b> | <b>\$120,000</b> |

### Norton Shores

|                                     |                  |
|-------------------------------------|------------------|
| Freed & Viereck LLC                 |                  |
| 583 Waterstone Dr.                  | \$100,000        |
| Integrity Builders                  |                  |
| 4895 Rambling Creek Dr.             | \$80,671         |
| <b>Total Value for Jurisdiction</b> | <b>\$180,671</b> |

**Total Value for County \$1,090,671**

## Ottawa County

### Allendale

|                                     |                  |
|-------------------------------------|------------------|
| Team Restoration                    |                  |
| 12194 74th                          | \$110,000        |
| <b>Total Value for Jurisdiction</b> | <b>\$110,000</b> |

### Blendon

|                                     |                  |
|-------------------------------------|------------------|
| BJR Custom Homes                    |                  |
| 6630 Blair                          | \$100,000        |
| <b>Total Value for Jurisdiction</b> | <b>\$100,000</b> |

### Ferrysburg

|                                     |                  |
|-------------------------------------|------------------|
| Home Specialists LLC                |                  |
| 16789 Lakeview Ave.                 | \$205,000        |
| 16789 Lakeview Dr.                  | \$205,000        |
| <b>Total Value for Jurisdiction</b> | <b>\$410,000</b> |

### Georgetown

|                                     |                  |
|-------------------------------------|------------------|
| Homeowner                           |                  |
| 2379 Cory Ct.                       | \$100,320        |
| Team Restoration                    |                  |
| 5724 Cory Dr.                       | \$88,750         |
| <b>Total Value for Jurisdiction</b> | <b>\$189,070</b> |

### Grand Haven City

|                                     |                  |
|-------------------------------------|------------------|
| Buitenhuis Building & Design        |                  |
| 300 Woodside Dr.                    | \$121,000        |
| DreamMaker Bath & Kitchen           |                  |
| 20060 Breton St.                    | \$166,425        |
| Kevin Gancarz                       |                  |
| 1008 Washinton Ave.                 | \$100,000        |
| JAVO Construction                   |                  |
| 71 Beechwood Lane                   | \$120,000        |
| <b>Total Value for Jurisdiction</b> | <b>\$507,425</b> |

**Grand Haven Township**

|  |                  |
|--|------------------|
| Kevin Gancarz<br>11995 Gamsey Ave.                       | \$95,000         |
| Livingston Homes of West Michigan<br>15015 Sandstone Rd. | \$110,000        |
| Michael Louis Olechnowicz<br>14494 Angelus Circle        | \$127,200        |
| Dan Raak Builders<br>9665 168th Ave.                     | \$160,000        |
| <b>Total Value for Jurisdiction</b>                      | <b>\$492,200</b> |

**Holland City**

|   |                  |
|---|------------------|
| Homes by Holmes<br>6 East 24th St.                | \$90,285         |
| 719 Myrtle Ave.                                   | \$103,000        |
| Schippers Construction LLC<br>304 Foxcroft Circle | \$100,000        |
| Timberstone Builders<br>13 West 26th St.          | \$107,000        |
| <b>Total Value for Jurisdiction</b>               | <b>\$400,285</b> |

**Jamestown**

|                                     |                 |
|-------------------------------------|-----------------|
| Dan Vis Builder<br>2543 16th Ave.   | \$85,000        |
| <b>Total Value for Jurisdiction</b> | <b>\$85,000</b> |

**Park**

|  |                  |
|--|------------------|
| BPS Builders, LLC<br>229 Norwood Ave.          | \$350,000        |
| Homeowner<br>428 South Lakeshore Dr.           | \$90,000         |
| Multi Serve Inc.<br>233 Fallenleaf Lane        | \$80,000         |
| Schippers Construction LLC<br>2036 Lakeway Dr. | \$152,000        |
| <b>Total Value for Jurisdiction</b>            | <b>\$672,000</b> |

**Polkton**

|                                     |                  |
|-------------------------------------|------------------|
| Jim Unrath<br>16438 96th Ave.       | \$175,000        |
| <b>Total Value for Jurisdiction</b> | <b>\$175,000</b> |

**Port Sheldon**

|  |                  |
|--|------------------|
| Erhardt Construction<br>7591 Margaret Ave. | \$630,000        |
| <b>Total Value for Jurisdiction</b>        | <b>\$630,000</b> |

**Spring Lake Township**

|  |                 |
|--|-----------------|
| Hamstra Builders LLC<br>18094 Mohawk Dr. | \$80,000        |
| <b>Total Value for Jurisdiction</b>      | <b>\$80,000</b> |

**Zeeland City**

|  |                  |
|--|------------------|
| Doug Geerlings Builders LLC<br>150 Wall St.      | \$80,000         |
| Keegstra Builders<br>125 South Centennial St.    | \$120,000        |
| John VanderMaas Builders<br>59 East Central Ave. | \$224,000        |
| <b>Total Value for Jurisdiction</b>              | <b>\$424,000</b> |

**Zeeland Township**

|   |                  |
|---|------------------|
| Construction Services of West Michigan<br>2071 Dover Lane | \$133,508        |
| <b>Total Value for Jurisdiction</b>                       | <b>\$133,508</b> |

**Total Value for County \$4,408,488****Van Buren County****South Haven City**

|   |                 |
|---|-----------------|
| Quality 1 Construction<br>316 Eagle St. | \$96,000        |
| <b>Total Value for Jurisdiction</b>     | <b>\$96,000</b> |
| <b>Total Value for County</b>           | <b>\$96,000</b> |

# **SECTION III**

## **BUILDER INFORMATION**

## Builder Ranking List

YTD Totals. Single family home starts for this report area.

|                                   |    |                                   |   |                                     |           |
|-----------------------------------|----|-----------------------------------|---|-------------------------------------|-----------|
| Allen Edwin Homes                 | 24 | Boverhof Builders                 | 1 | Prism Construction                  | 1         |
| Eastbrook Homes                   | 23 | BPS Builders, LLC                 | 1 | Dave Prusa Construction             | 1         |
| Baumann Building, Inc.            | 15 | David J. Brower Builder Inc.      | 1 | Douglas Ream Construction           | 1         |
| Homeowner                         | 15 | Buffum Homes LLC                  | 1 | Sand Creek Construction Inc.        | 1         |
| T. Bosgraaf Homes                 | 11 | Caron Custom Homes                | 1 | Schout Builders, Inc.               | 1         |
| JTB Homes LLC                     | 10 | Celebrity Builders LLC            | 1 | Justin Schutmaat                    | 1         |
| Interra Homes LLC                 | 9  | Clark's Construction              | 1 | James A. Sees Builder Inc.          | 1         |
| Ronald V. Stroup                  | 6  | Covenant Developments LLC         | 1 | Sjaarda Homes & Properties          | 1         |
| Maplewood Homes                   | 5  | Matthew Jacob Derose              | 1 | Smith Custom Builders Inc.          | 1         |
| Lance DeYoung Building LLC        | 3  | Steve Diekema Builder             | 1 | Spaces Designer Homes, LLC          | 1         |
| North Cove Builders LLC           | 3  | Duer Building & Design            | 1 | TerVoort Builders Inc.              | 1         |
| Tim Schollaart                    | 3  | Mark Edwards Construction         | 1 | Timberstone Builders                | 1         |
| Triple R Construction, LLC        | 3  | Endeavor Building Systems, LLC    | 1 | Timmerman Homes & Properties LLC    | 1         |
| Classic Home Construction         | 2  | Excel Builders Inc.               | 1 | Troxel Custom Homes                 | 1         |
| Brent DeYoung Builder Inc.        | 2  | Falcon Custom Homes Inc.          | 1 | TruBuilt Builders LLC               | 1         |
| Dusendang Custom Homes            | 2  | Terry Forrester                   | 1 | Ulberg Builder & Developer Inc.     | 1         |
| JDH Custom Homes                  | 2  | Jason Gloe Construction           | 1 | Ulberg Builders LLC                 | 1         |
| Klynt Marcusse Construction       | 2  | Grand Rapids Building Company     | 1 | Andrew VanderMale                   | 1         |
| Meiste Homes                      | 2  | Grassmid Builders                 | 1 | Tom VanOverloop                     | 1         |
| Powell Construction Services, LLC | 2  | Hertzler Construction             | 1 | Jorge Vasquez                       | 1         |
| Schultz Builders, LLC             | 2  | Homeworks Unlimited Corp.         | 1 | Elroy Vegter                        | 1         |
| VerWoert Construction             | 2  | John Huitsing                     | 1 | Mitchell Wagner                     | 1         |
| 42 North Custom Homes             | 1  | Ryan Koop                         | 1 | Samuel T. Wakefield Custom Builders | 1         |
| 56 West Homes & Design            | 1  | Aaron Kronemeyer                  | 1 | Weatherbee Homes Inc.               | 1         |
| A-Team Construction               | 1  | Landmark Construction Co. LLC     | 1 | Williams Buildings                  | 1         |
| Doug Baumann                      | 1  | Livingston Homes of West Michigan | 1 | Woods Builders Homes                | 1         |
| Baumann & DeGroot                 | 1  | Jeff Miedema Homes LLC            | 1 | <b>Number of builders this year</b> | <b>86</b> |
| Berghuis Construction LLC         | 1  | Miles Builders LLC                | 1 | <b>Number of builders last year</b> | <b>93</b> |
| Blue Water Custom Homes LLC       | 1  | Curt Moran Builders Inc.          | 1 |                                     |           |
| Tim Bouma Builder                 | 1  | Patrick Murphy Homes              | 1 |                                     |           |

## New Builders

### For the first quarter.

In this quarter Builder Track recorded the following "new" builders in the coverage area. Some of these builders may have been active in other areas or active under another name.

| Company Name and Address      | # of permits   |   |
|-------------------------------|--|---|
| Baumann & DeGroot             | 2053 Laurie Lane Holland, MI 49424                   | 1 |
| Ryan Hirdes Construction      | 5992 Blue Star Hwy. Holland, MI 49423                | 1 |
| Homeworks Unlimited Corp.     | PO Box 441 - 1409 Meadowgreen Lane Linden, MI        | 1 |
| John Huitsing                 | 6690 North Dr. Jenison, MI 49428                     | 1 |
| Ryan Koop                     | 7933 Park Ridge Jenison, MI 49428                    | 1 |
| Aaron Kronemeyer              | 6100 136th Ave. Saugatuck, MI 49453                  | 1 |
| Landmark Construction Co. LLC | 937 Paw Paw Dr. Holland, MI 49423                    | 1 |
| Miles Builders LLC            | 1151 West Randall St., Ste. B Coopersville, MI 49404 | 1 |