



**Livingston/Washtenaw/Jackson Area
QUARTERLY REPORT**

4th Quarter Residential - 2018

Contents

Section I

At A Glance Charts

4

Section II

Home Start Information

Jurisdiction Summary Statistics	11
Builder Starts and Value Ranges per Jurisdiction	13
Single Family Starts By Construction Value	18
Single Family Starts By Square Footage	20
Single Family Square Footage Average by County	21
Average Square Footage per Jurisdiction	22
Multi Family Starts	23
Remodels and Additions	25

Section III

Builder Information

Top Ten Builders	28
Builder Ranking by Single Family Starts	29
Builder Ranking by Living Unit	31
Builder Starts Compared to Prior Year	32
Builder Ranking by Average Value	33
Builder Ranking by Square Footage	35
New Builders	37

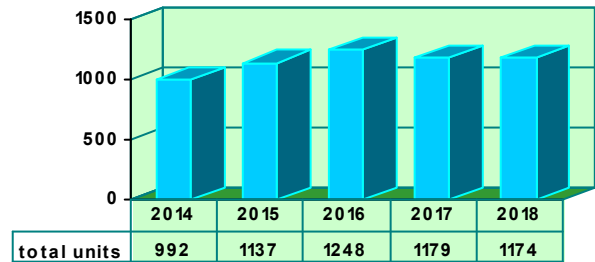
Copyright 2019 by Builder Track Reports. For the use of paid subscribers.
Use with permission only. Permits issued at the very end of the year may
be in next years data. Call if you have questions.

SECTION I

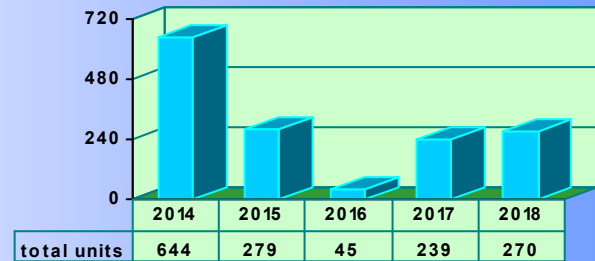
AT A GLANCE

Livingston/Washtenaw/Jackson Area

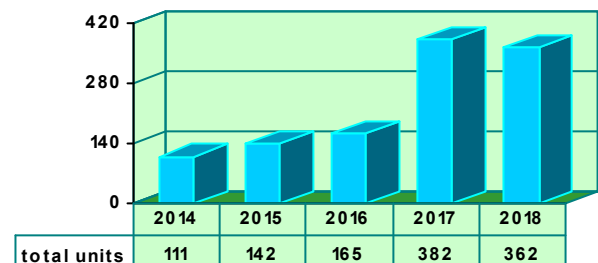
Single Family Home starts through the fourth quarter.



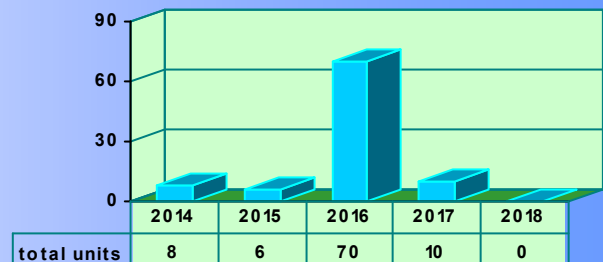
Apartment unit starts through fourth quarter.



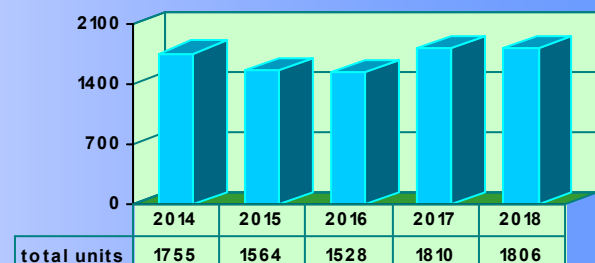
Condominium unit starts through the fourth quarter.



Duplex unit starts through the fourth quarter.

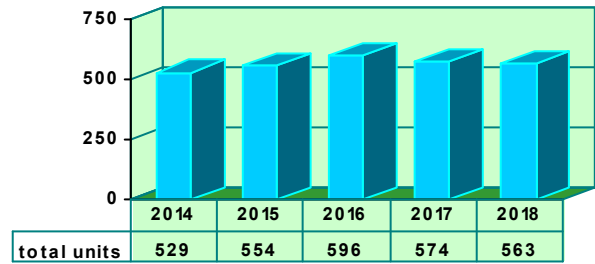


Total Living units through the fourth quarter.

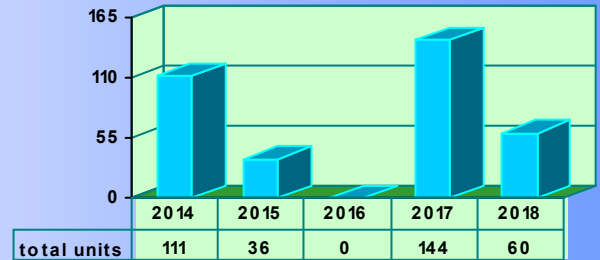


Livingston County

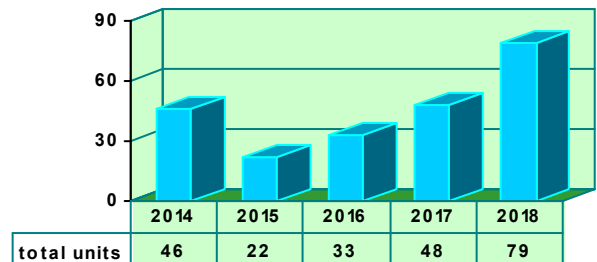
Single Family Home starts through the fourth quarter.



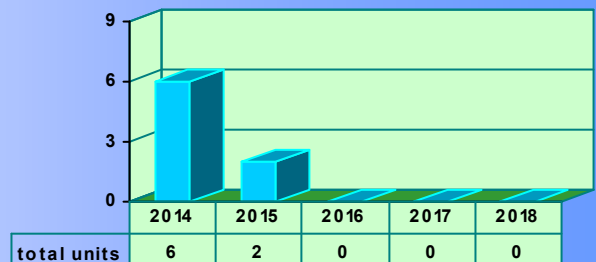
Apartment unit starts through fourth quarter.



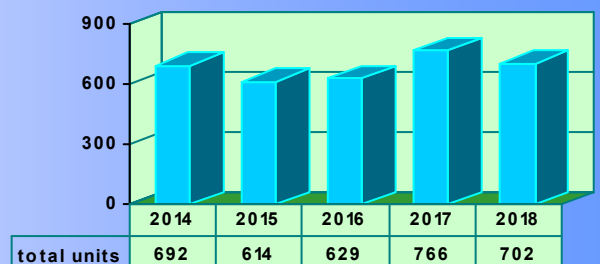
Condominium unit starts through the fourth quarter.



Duplex unit starts through the fourth quarter.

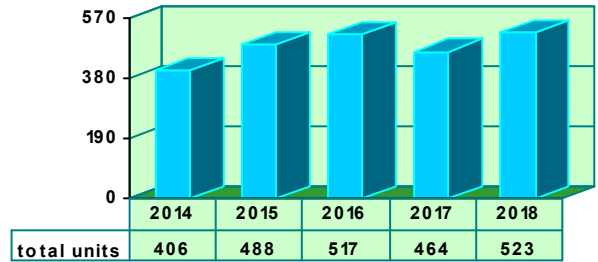


Total Living units through the fourth quarter.

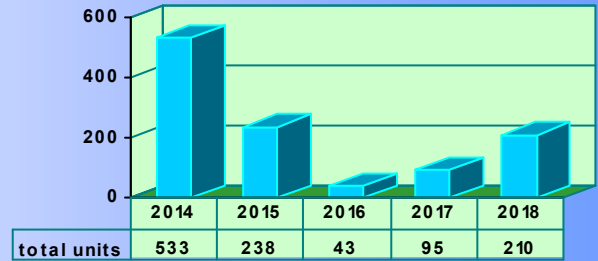


Washtenaw County

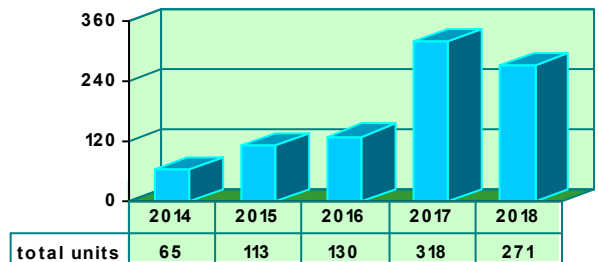
Single Family Home starts through the fourth quarter.



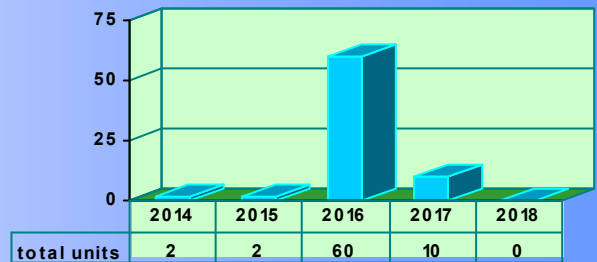
Apartment unit starts through the fourth quarter.



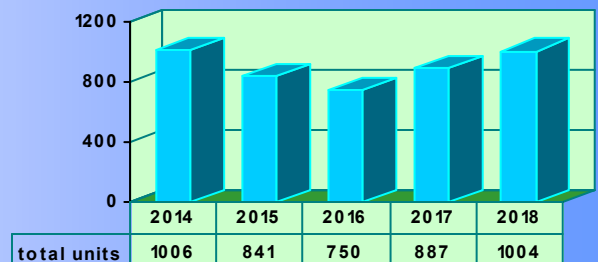
Condominium unit starts through the fourth quarter.



Duplex unit starts through the fourth quarter.

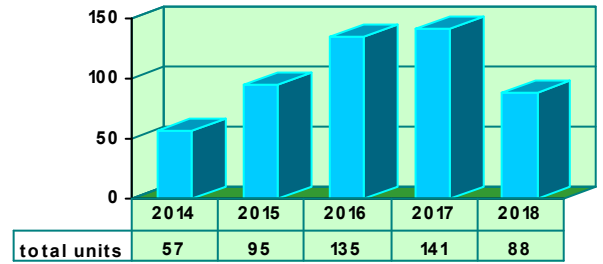


Total Living units through the fourth quarter.

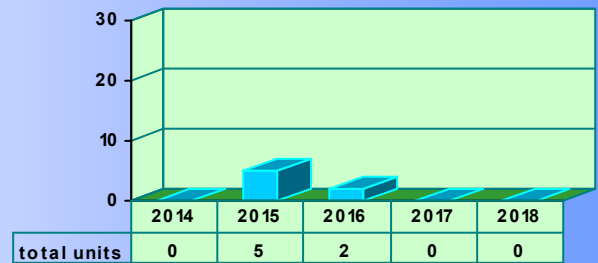


Jackson County

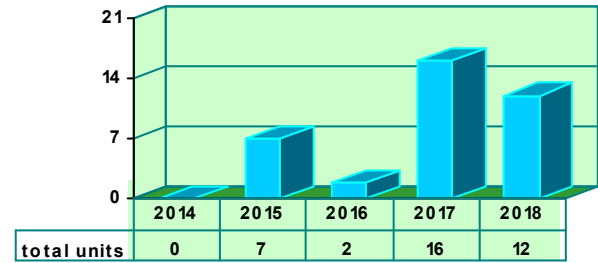
Single Family Home starts through the fourth quarter.



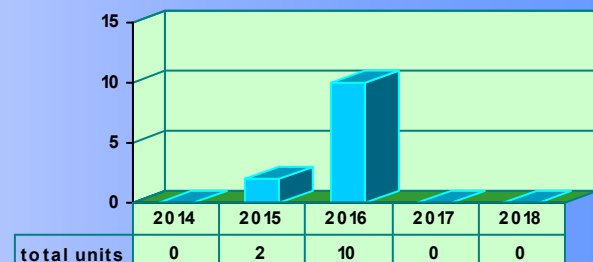
Apartment unit starts through the fourth quarter.



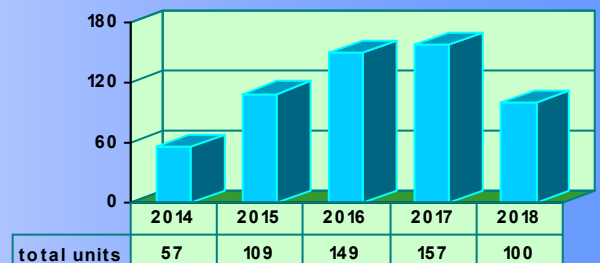
Condominium unit starts through the fourth quarter.



Duplex unit starts through the fourth quarter.

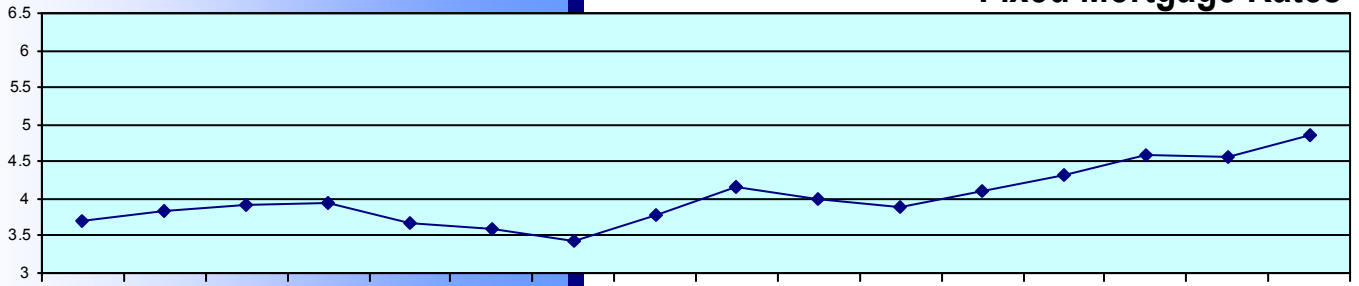


Total Living units through the fourth quarter.



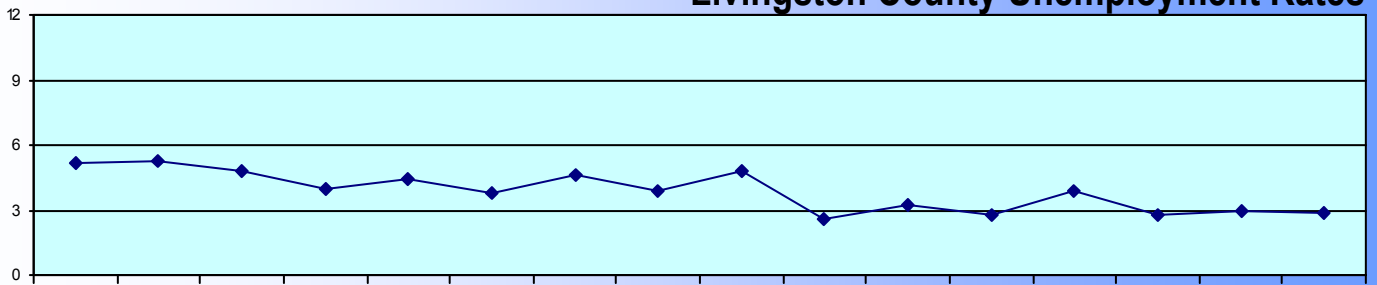
Unemployment And Mortgage Information

Fixed Mortgage Rates



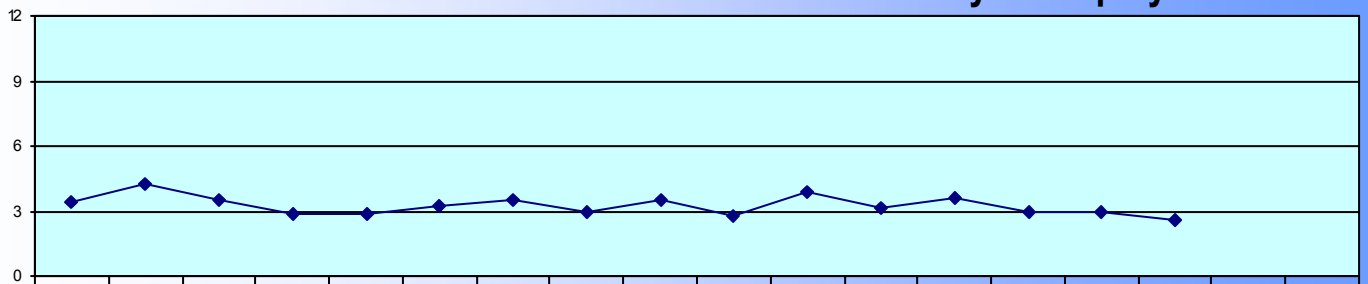
30 Year	3.71	3.84	3.91	3.94	3.66	3.6	3.44	3.77	4.17	4	3.88	4.1	4.33	4.59	4.55	4.87
Date	Feb-15	May-15	Aug-15	Nov-15	Feb-16	May-16	Aug-16	Nov-16	Feb-17	May-17	Aug-17	Nov-17	Feb-18	May-18	Aug-18	Nov-18

Livingston County Unemployment Rates



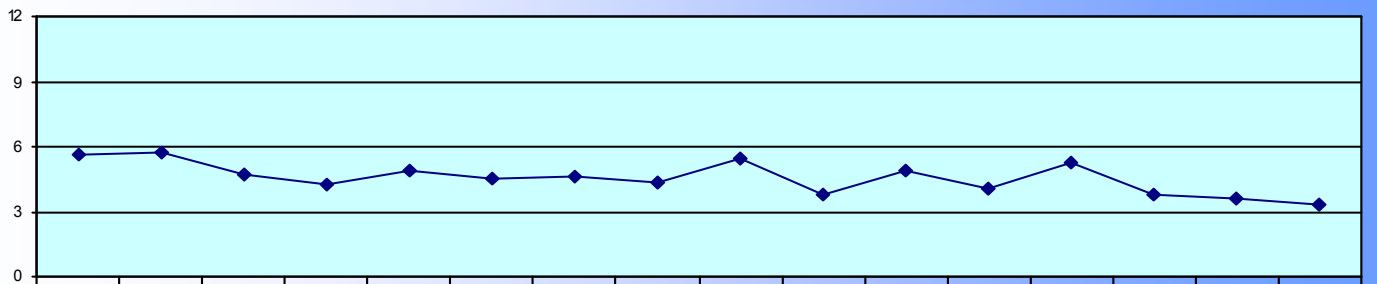
Rate	5.2	5.3	4.8	4	4.4	3.8	4.6	3.9	4.8	2.6	3.2	2.8	3.9	2.8	3	2.9
Date	Feb-15	May-15	Aug-15	Nov-15	Feb-16	May-16	Aug-16	Nov-16	Feb-17	May-17	Aug-17	Nov-17	Feb-18	May-18	Aug-18	Nov-18

Washtenaw County Unemployment Rates



Line 1	3.4	4.2	3.5	2.9	2.9	3.2	3.5	3	3.5	2.8	3.9	3.1	3.6	3	3	2.6
Line 2	Feb-15	May-15	Aug-15	Nov-15	Feb-16	May-16	Aug-16	Nov-16	Feb-17	May-17	Aug-17	Nov-17	Feb-18	May-18	Aug-18	Nov-18

Jackson County Unemployment Rates



Rate	5.6	5.7	4.7	4.2	4.9	4.5	4.6	4.3	5.4	3.8	4.9	4.1	5.3	3.8	3.6	3.3
Date	Feb-15	May-15	Aug-15	Nov-15	Feb-16	May-16	Aug-16	Nov-16	Feb-17	May-17	Aug-17	Nov-17	Feb-18	May-18	Aug-18	Nov-18

Single Family Starts by Quarter

	1st Quarter	2nd Quarter	3rd Quarter	4th Quarter
2009	45	65	71	73
2010	57	111	82	83
2011	53	112	112	86
2012	97	163	170	160
2013	161	363	330	245
2014	145	307	307	234
2015	175	329	368	268
2016	269	351	387	246
2017	239	360	303	277
2018	225	386	322	235

Single Family Starts by Month

	Jan.	Feb.	Mar.	April	May	June	July	Aug.	Sept.	Oct.	Nov.	Dec.
2015	52	45	78	109	99	121	140	133	95	99	76	93
2016	75	101	93	121	110	120	140	113	134	98	88	60
2017	62	70	107	121	120	119	104	114	85	119	94	64
2018	78	69	78	116	140	130	118	119	85	102	71	62

SECTION II

HOME START INFORMATION

Jurisdiction Summary Statistics

Single Family Starts Through the fourth quarter.

Jackson County

	2018	2017	2016	2015	2014
Summit	17	34	26	13	8
Leoni	14	21	18	11	8
Napoleon	12	8	12	4	5
Spring Arbor	10	8	9	12	6
Grass Lake	9	25	28	18	12
Blackman	8	11	1	6	1
Columbia	7	17	15	16	7
Waterloo	7	6	10	2	2
Henrietta	4	7	11	10	2
Jackson City		1	1		3
Norvell		3	3	3	3
TOTAL	88	141	134	95	57

Livingston County

	2018	2017	2016	2015	2014
Oceola	101	108	141	124	89
Marion	62	55	55	45	46
Green Oak	62	59	50	69	92
Hartland	50	70	34	28	20
Brighton	47	59	70	57	67
Genoa	40	23	39	29	36
Hamburg	37	39	50	39	52
Howell	37	36	41	56	37
Tyrone	36	43	31	35	24
Handy	31	36	34	36	22
Deerfield	15	11	14	6	10
Unadilla	12	8	9	5	4
Iosco	11	5	5	3	2
Putnam	8	13	11	14	20
Cohoctah	6	3	4	4	3
Conway	5	6	8	4	5
Fowlerville Village	1				
Pinckney	1				
Fowlerville	1				
TOTAL	563	574	596	554	529

Washtenaw County

	2018	2017	2016	2015	2014
Pittsfield	124	59	56	60	76
Ann Arbor City	51	29	28	16	25
Ypsilanti Township	49	82	62	31	44
Scio	43	27	10	9	20
Dexter	30	24	25	28	19
Superior	30	40	76	62	36
York	29	16	31	38	13
Augusta Township	25	28	28	30	15
Webster	24	31	16	21	15
Salem	17	19	16	35	18
Ann Arbor Township	14				
Sylvan	13	10	9	10	11
Lodi	10	16	20	23	28
Northfield	10	17	13	11	11
Milan	7	8	8	21	17
Lima	7	7	45	43	9
Saline	6	7	25	9	4
Manchester	5	4	3	3	4
Sharon	5	1	3		
Lyndon	4	5	4	8	2
Chelsea	3	10	23	7	13
Saline Township	3	5	3	1	2
Dexter City	3	12	11	17	19
Bridgewater	2	1	1	2	1
Freedom	1	3	1	3	4
Manchester City		3			
TOTAL	515	464	517	488	406

Builder Starts per Jurisdiction

Construction Values are as reported on building permits and do not necessarily reflect the actual project costs. Single Family starts per jurisdiction are ranked by builder

Jackson County

Blackman		low	high	average
CVE Builders	4	141,000	158,000	147,750
A-1 Homes & Development	1	105,000	105,000	105,000
Homeowner	1	67,000	67,000	67,000
Jim Moss Construction Co.	1	80,000	80,000	80,000
Simon Building Company	1	153,000	153,000	153,000
TOTAL	8			

Columbia		low	high	average
M-R Builders, Inc.	3	210,000	210,000	210,000
Mid Star Home Builders	2			
Homeowner	1	285,000	285,000	285,000
Norfolk Homes	1			
TOTAL	7			

Grass Lake		low	high	average
Homeowner	3	45,839	300,000	148,613
CVE Builders	2	143,900	201,500	172,700
Norfolk Homes	2	185,000	205,000	195,000
Simon Building Company	2	200,000	250,000	225,000
TOTAL	9			

Henrietta		low	high	average
SA Cole Builders, LLC	2			
Homeowner	1			
Square Built Construction LLC	1			
TOTAL	4			

Leoni		low	high	average
Homeowner	6			
CVE Builders	2			
Advanced Builders	1			
Baker Builders, Inc.	1			
Wayne Munson	1			
Rick Pawson	1			
Chris Payne Construction	1			
SDS Building, Inc.	1			
TOTAL	14			

Napoleon		low	high	average
CVE Builders	6	112,000	146,500	124,000
Homeowner	3	130,000	330,000	208,333
A-1 Homes & Development	1	200,000	200,000	200,000
Baldwin Building Co., LLC	1	430,000	430,000	430,000
Joe Sattler Custom Builder	1	150,000	150,000	150,000
TOTAL	12			

Spring Arbor		low	high	average
Norfolk Homes	5	174,000	235,000	191,750
CVE Builders	2	139,800	151,000	145,400
Homeowner	1	210,000	210,000	210,000
Legendary Homes, Inc.	1	330,000	330,000	330,000
Steve Shutt	1	440,000	440,000	440,000
TOTAL	10			

Summit		low	high	average
Norfolk Homes	11	136,240	237,040	204,512
Joe Sattler Custom Builder	2	195,520	195,520	195,520
Beemer Residential Builders	1	316,920	316,920	316,920
CVE Builders	1			
Eagle Ventures, Inc.	1			
Michican Valley Homes	1	202,400	202,400	202,400
TOTAL	17			

Waterloo		low	high	average
Homeowner	2	439,000	650,000	544,500
Legendary Homes, Inc.	2	160,000	169,000	164,500
Choice Home Designs, Inc.	1	150,000	150,000	150,000
Donald Hannewald	1	171,500	171,500	171,500
Steve Shutt	1	405,000	405,000	405,000
TOTAL	7			

Livingston County

Brighton		low	high	average
Homeowner	8	175,434	443,371	346,934
Paul Elkow Building	4	210,789	406,511	306,127
Advance Craft Home Builders, Inc.	3	277,355	316,383	298,808
Rod Pieron	3	220,560	221,262	221,028
Bison Building CO.	2	278,159	288,199	283,179
Capital Construction Group LLC	2	376,348	393,046	384,697
Fairview Construction, Inc.	2	396,877	487,173	442,025
Vantage Construction Co.	2	279,137	380,838	329,988
Allen Edwin Homes	1	299,533	299,533	299,533
Arcadia Homes Inc.	1	355,858	355,858	355,858
Artisan Home Builders	1	388,099	388,099	388,099
Construction Unlimited	1	407,825	407,825	407,825
D & J Design	1	243,087	243,087	243,087
D'Anna Construction Company	1	333,236	333,236	333,236
Eagle Custom Homes Inc.	1	486,110	486,110	486,110
Essex Homes, LLC	1	359,070	359,070	359,070
Deni Giannandrea	1	401,779	401,779	401,779
Mitch Harris Building Co.	1	340,137	340,137	340,137
C. Haskins Building Services	1	426,159	426,159	426,159
Landmark Contractors	1	254,831	254,831	254,831
M & M Homes, Inc.	1	268,533	268,533	268,533
Mintzer Building Co.	1	393,919	393,919	393,919
Per-Form Construction	1	266,991	266,991	266,991
Runyan Bros. Construction Co.	1	392,406	392,406	392,406
Charles P. Schultz	1	367,311	367,311	367,311
Signature Group of Livingston	1	387,499	387,499	387,499
Robert M. Smail, Builder	1	346,049	346,049	346,049
Stone Hollow Properties	1	384,553	384,553	384,553
Sunny Homes Inc.	1	378,261	378,261	378,261
TOTAL	47			

Cohoctah		low	high	average
Atlantis Homes LLC	1	199,055	199,055	199,055
DNA Advanced Renovation Inc.	1	197,861	197,861	197,861
Homeowner	1	266,173	266,173	266,173
Lee's Home Improvements LLC	1	189,725	189,725	189,725
The Nielsen Group	1	263,445	263,445	263,445
Rekon Corp.	1	282,140	282,140	282,140
TOTAL	6			

Conway		low	high	average
Cedar Brooke Homes Inc.	1	187,171	187,171	187,171
Homeowner	1	226,776	226,776	226,776
North Star Construction	1	210,546	210,546	210,546
Rod Pieron	1	228,828	228,828	228,828
Slider Builders, Inc.	1	267,741	267,741	267,741
TOTAL	5			

Deerfield		low	high	average
Homeowner	4	221,039	278,127	247,180
Arcadia Homes Inc.	2	296,328	389,458	342,893
Rod Pieron	2	221,263	234,570	227,917
Belanger Builders, Inc.	1	299,492	299,492	299,492
Clark Manufactured Homes	1	267,258	267,258	267,258
Harris Homes	1	310,971	310,971	310,971
Hi Point Construction	1	326,031	326,031	326,031
William Kirsammer Custon Homes	1	481,192	481,192	481,192
Reutter Bros. Construction Inc.	1	352,961	352,961	352,961
Silver Hammer Carpentry	1	327,827	327,827	327,827
TOTAL	15			

Fowlerville		low	high	average
Homeowner	1	248,969	248,969	248,969
TOTAL	1			

Fowlerville Village		low	high	average
Cedar Brooke Homes Inc.	1	206,162	206,162	206,162
TOTAL	1			

Genoa		low	high	average
Clearview Homes LLC	10	354,563	400,850	366,762
Homeowner	7	245,503	435,639	310,983
Vettraino Homes Inc.	3	117,550	199,383	147,701
Belanger Builders, Inc.	2	293,445	393,432	343,439
Cynthia S. Caldwell	1	117,338	117,338	117,338
Timothy Chouinard	1	234,353	234,353	234,353
Clark Manufactured Homes	1	168,785	168,785	168,785
Doyle Homes Inc.	1	499,638	499,638	499,638
Paul Elkow Building	1	360,920	360,920	360,920
Indoor-Outdoor Remodeling	1	308,495	308,495	308,495
Lee's Home Improvements LLC	1	283,705	283,705	283,705
Theodore Maguran	1	551,101	551,101	551,101
PB & J Construction, Inc.	1	431,193	431,193	431,193
Signature Group of Livingston	1	571,172	571,172	571,172
Soave Properties Inc.	1	345,378	345,378	345,378
Sunny Homes Inc.	1	373,915	373,915	373,915
T & B Construction	1	346,399	346,399	346,399
Tony VanOyen Builders, Inc.	1	298,076	298,076	298,076
Villa Construction Inc.	1	427,992	427,992	427,992
WH Midwest LLC	1	317,456	317,456	317,456
M.J. Whelan Construction, Inc.	1	286,790	286,790	286,790
Zalewski Construction Co., Inc.	1	537,089	537,089	537,089
TOTAL	40			

Green Oak		low	high	average
Mitch Harris Building Co.	11	307,447	463,976	362,575
Homeowner	9	140,893	545,000	311,522
Lombardo Homes of SE Michigan	9	298,051	364,518	321,874
Paul Elkow Building	4	308,814	412,331	361,019
Hadley Home Builders	4	313,795	425,643	367,927
Rod Pieron	4	192,344	304,213	274,139
Antek Custom Building	2	570,000	618,552	594,276
Ballard Builders, Inc.	2	304,751	360,667	332,709
Comerstone Residential Group	2	530,038	688,244	609,141
Paddock Home Builders	2	237,793	411,056	324,425
Alpha Design + Build	1	287,556	287,556	287,556
Construction Unlimited, Inc.	1	218,308	218,308	218,308
Larry Jack Edwards	1	316,976	316,976	316,976
Fielek Group Builders LLC	1	373,840	373,840	373,840
Genesis Custom Homes	1	386,598	386,598	386,598
Kensington Family Homes	1	252,253	252,253	252,253
Marc Owen Kremers	1	283,943	283,943	283,943
Poloski Construction Co.	1	290,073	290,073	290,073
Tradition Construction, LLC	1	294,744	294,744	294,744
Tony VanOyen Builders, Inc.	1	278,518	278,518	278,518
Vantage Construction Co.	1	900,000	900,000	900,000
Vistal Homes LLC	1	1,000,000	1,000,000	1,000,000
Zalewski Construction Co., Inc.	1	350,000	350,000	350,000
TOTAL	62			

Hamburg		low	high	average
Homeowner	8	182,752	370,439	285,148
Chestnut Development LLC	3	313,086	335,905	320,692
Norfolk Homes	3	213,268	235,733	222,661
Paddock Home Builders	2	243,980	309,868	276,924
Peters Building Co.	2	235,512	235,512	235,512
Frank M. Soave Builder, Inc.	2	272,898	272,898	272,898
Tony VanOyen Builders, Inc.	2	232,169	364,106	298,138
Belanger Builders, Inc.	1	259,099	259,099	259,099
Capital Construction Group LLC	1	323,776	323,776	323,776
Crane Construction, Inc.	1	352,558	352,558	352,558
Bruce Donovan Construction	1	227,418	227,418	227,418
Doyle Homes Inc.	1	296,725	296,725	296,725
John Funchion	1	290,066	290,066	290,066
Mitch Harris Building Co.	1	246,473	246,473	246,473
Keith Jones	1	277,268	277,268	277,268
Brian Kletzka	1	298,492	298,492	298,492
Main Street Homes	1	412,460	412,460	412,460
Wayne R. Parrott Jr.	1	100,102	100,102	100,102
Rod Pieron	1	219,114	219,114	219,114
Poloski Construction Co.	1	432,193	432,193	432,193
Rhino Construction	1	268,256	268,256	268,256
Marshall Smith Builders	1	207,448	207,448	207,448
TOTAL	37			

Handy		low	high	average
Allen Edwin Homes	20	197,270	240,700	219,855
Crane Construction, Inc.	4	197,589	261,725	216,510
CVE Builders	2	197,179	201,291	199,235
Creekside Builders	1	154,073	154,073	154,073
Paul Elkow Building	1	259,678	259,678	259,678
Gold Medal Building Co.	1	235,045	235,045	235,045
Ott Builders	1	211,045	211,045	211,045
Poloski Construction Co.	1	266,992	266,992	266,992
TOTAL	31			

Hartland		low	high	average
Capital Construction Group LLC	14	261,555	403,592	340,462
Homeowner	11	223,343	422,884	299,728
Advance Craft Home Builders, Inc.	3	324,738	394,368	348,515
Mitch Harris Building Co.	3	248,158	256,723	251,616
David M. Bair	2	187,418	217,976	202,697
Healy Homes, LLC	2	359,234	374,418	366,826
Craig Alan Residential	1	368,644	368,644	368,644
Allen Edwin Homes	1	288,052	288,052	288,052
Donnellon Custom Homes	1	265,570	265,570	265,570
Paul Elkow Building	1	293,429	293,429	293,429
Harris Homes	1	357,267	357,267	357,267
Matthew Homes LLC	1	278,441	278,441	278,441
Pytleski Brothers Building Inc.	1	271,090	271,090	271,090
James Ridenour	1	210,346	210,346	210,346
SD Rollins Construction	1	522,097	522,097	522,097
Rotondo Construction Corporation	1	413,407	413,407	413,407
Ryson Homes LLC	1	345,247	345,247	345,247
Kelly Sayers	1	267,358	267,358	267,358
Signature Group of Livingston	1	582,289	582,289	582,289
Timbercraft Homes, Inc.	1	256,569	256,569	256,569
Jeffrey Wedding	1	272,363	272,363	272,363
TOTAL	50			

Howell		low	high	average
Allen Edwin Homes	23	185,335	279,116	231,075
Homeowner	7	112,915	403,420	253,144
Capital Construction Group LLC	2	261,828	371,502	316,665
CD Contracting LLC	1	215,877	215,877	215,877
Glen Gillett	1	281,270	281,270	281,270
Poloski Construction Co.	1	215,819	215,819	215,819
Runyan Bros. Construction Co.	1	308,374	308,374	308,374
Vantage Construction Co.	1	212,580	212,580	212,580
TOTAL	37			

Iosco		low	high	average
Homeowner	5	136,637	397,388	256,408
Cynthia S. Caldwell	2	209,238	209,238	209,238
Cedar Brooke Homes Inc.	1	250,746	250,746	250,746
Craig Parsons	1	210,954	210,954	210,954
Poloski Construction Co.	1	234,978	234,978	234,978
Top Choice Builders LLC	1	342,431	342,431	342,431
TOTAL	11			

Marion		low	high	average
Allen Edwin Homes	10	215,819	303,921	247,708
Paul Elkow Building	9	196,937	295,618	238,262
Chestnut Development LLC	6	334,539	359,538	350,618
Homeowner	5	189,006	410,958	319,923
Rajala & Sons Finishes	3	172,170	242,811	210,815
Vettrano Homes Inc.	3	255,238	316,284	275,951
Mitch Harris Building Co.	2	229,429	311,296	270,363
Poloski Construction Co.	2	252,719	285,871	269,295
Ward Construction	2	300,011	303,267	301,639
Beacon Properties LLC	1	267,181	267,181	267,181
Belanger Builders, Inc.	1	341,240	341,240	341,240
Certainty Construction	1	297,944	297,944	297,944
Clearview Homes LLC	1	431,783	431,783	431,783
Comerstone Residential Group	1	366,739	366,739	366,739
Creative Design & Construction	1	194,955	194,955	194,955
Donovan-Shipleay LLC	1	216,098	216,098	216,098
Eddie Eakins	1	390,307	390,307	390,307
EBI Incorporated	1	232,899	232,899	232,899
Fielek Group Builders LLC	1	236,507	236,507	236,507
Todd Millsbaugh Remodeling & Lawrence Joseph Miner, Jr.	1	277,035	277,035	277,035
Giancarlo Paterra	1	409,754	409,754	409,754
PB & J Construction, Inc.	1	267,040	267,040	267,040
Rod Pieron	1	210,038	210,038	210,038
Sunny Homes Inc.	1	223,204	223,204	223,204
T & B Construction	1	260,772	260,772	260,772
Tony VanOyen Builders, Inc.	1	340,620	340,620	340,620
WH Midwest LLC	1	309,351	309,351	309,351
Brad Wilson Construction, LLC	1	402,466	402,466	402,466
TOTAL	62			

Oceola		low	high	average
Capital Construction Group LLC	45	206,255	385,688	265,701
Lombardo Homes of SE Michigan	25	172,663	356,676	277,171
Allen Edwin Homes	7	228,956	358,644	287,799
Homeowner	4	165,824	238,621	210,391
Infinity Homes & Company	3	172,361	220,177	197,349
R.C. Winneur Construction Co.	3	219,912	313,913	281,199
Hadley Home Builders	2	252,118	278,788	265,453
Kensington Family Homes	2	235,002	301,170	268,086
Driftwood Construction Co. LLC	1	350,420	350,420	350,420
Paul Elkow Building	1	507,668	507,668	507,668
Hi Point Construction	1	338,375	338,375	338,375
JB Construction	1	221,324	221,324	221,324
Jusino Building Company	1	388,729	388,729	388,729
Rod Pieron	1	227,999	227,999	227,999
Renovation Nation LLC	1	241,139	241,139	241,139
Reutter Bros. Construction Inc.	1	392,483	392,483	392,483
JF Shewchuck Construction	1	235,283	235,283	235,283
Vettrano Homes Inc.	1	266,512	266,512	266,512
TOTAL	101			

Pinckney		low	high	average
Palo Homes Inc.	1	297,597	297,597	297,597
TOTAL	1			

Putnam		low	high	average
Homeowner	2	188,195	226,920	207,558
Bruce Donovan Construction	1	308,181	308,181	308,181
Fireside Home Construction	1	282,560	282,560	282,560
Marhofer / Campbell Building Co.,	1	251,592	251,592	251,592
Ryson Homes LLC	1	517,235	517,235	517,235
Tony VanOyen Builders, Inc.	1	261,258	261,258	261,258
WH Midwest LLC	1	286,798	286,798	286,798
TOTAL	8			

Tyrone		low	high	average
Homeowner	12	179,919	455,387	295,682
Donnellon Custom Homes	2	318,776	481,908	400,342
Doyle Homes Inc.	2	258,627	330,948	294,788
Gheriani Construction	2	217,107	317,556	267,332
David M. Bair	1	279,685	279,685	279,685
Berry Custom Homes	1	276,206	276,206	276,206
FMS Construction	1	379,735	379,735	379,735
Genesis Custom Homes	1	275,405	275,405	275,405
C. Haskins Building Services	1	355,072	355,072	355,072
Ronald Hessling	1	367,309	367,309	367,309
Hi Point Construction	1	490,232	490,232	490,232
Little Valley Homes	1	80,747	80,747	80,747
Robert Matthews	1	247,289	247,289	247,289
Pinkelman Custom Homes LLC	1	349,316	349,316	349,316
Reutter Bros. Construction Inc.	1	433,976	433,976	433,976
James Ridenour	1	224,015	224,015	224,015
Jason Rose	1	277,061	277,061	277,061
Stone Hollow Properties	1	247,789	247,789	247,789
Sunny Homes Inc.	1	293,394	293,394	293,394
Tarkleson Enterprises, LLC	1	305,195	305,195	305,195
Trademark Framing & Building	1	378,438	378,438	378,438
Weir Building Company	1	380,980	380,980	380,980
TOTAL	36			

Unadilla		low	high	average
Mitchell Building Company	4	219,985	226,324	222,775
Brighton Building Co., Inc.	1	239,461	239,461	239,461
Heinz Construction	1	211,611	211,611	211,611
Homeowner	1	249,299	249,299	249,299
Legendary Homes, Inc.	1	110,369	110,369	110,369
Cameron Daniel McCormick	1	237,452	237,452	237,452
PB & J Construction, Inc.	1	266,027	266,027	266,027
Telford Construction	1	335,484	335,484	335,484
Total Carpentry LLC	1	208,643	208,643	208,643
TOTAL	12			

Washtenaw County

Ann Arbor City		low	high	average
Pulte Homes of Michigan	23	177,415	383,067	289,933
Homeowner	8	80,000	300,000	219,580
Ann Arbor Builders, Inc.	5	180,000	237,000	206,665
KLA Development, Inc.	5	190,000	220,000	197,500
Lombardo Homes of SE Michigan	3	178,000	323,978	258,793
Peter Werner Deininger	1	176,000	176,000	176,000
Huron Contracting, LLC	1	600,000	600,000	600,000
LA Construction Corp.	1	363,000	363,000	363,000
Main Street Homes	1	520,000	520,000	520,000
Meadowlark Builders, LLC	1	500,000	500,000	500,000
Pyramid Building Company, Inc.	1	500,000	500,000	500,000
Sentiny LLC	1	700,000	700,000	700,000
TOTAL	51			

Ann Arbor Township		low	high	average
Cranbrook Custom Homes	6	356,625	699,900	550,038
Pinnacle Homes of Michigan	4	382,000	582,350	489,675
Norfolk Homes	3	310,000	397,000	359,000
Peter Werner Deininger	1	2,000,000	2,000,000	2,000,000
TOTAL	14			

Augusta Township		low	high	average
Allen Edwin Homes	14	198,545	393,750	325,358
Mike Mallory	2	240,000	287,000	263,500
Dave Carroll Contracting	1	396,000	396,000	396,000
Clark's Manufactured Homes	1	230,769	230,769	230,769
Comerstone Construction Services	1	590,000	590,000	590,000
Fireside Home Construction	1	368,100	368,100	368,100
Homeowner	1	175,000	175,000	175,000
JCJ Contracting, Inc.	1	442,540	442,540	442,540
Terratek Custom Homes	1	321,100	321,100	321,100
West Branch Builders	1	221,000	221,000	221,000
WH Midwest LLC	1	322,480	322,480	322,480
TOTAL	25			

Bridgewater									
		low	high	average					
Ann Arbor Construction & Wilderness Construction	1	250,000	250,000	250,000	Alan Hogan	1	198,000	198,000	198,000
	1	625,000	625,000	625,000	The Home Improvement Guy	1	274,648	274,648	274,648
TOTAL	2				Homeowner	1	325,000	325,000	325,000
					Landmarc Building/Development Inc.	1	188,190	188,190	188,190
					Poloski Construction Co.	1	400,000	400,000	400,000
					Salem Homes	1	260,000	260,000	260,000
					Vettrano Homes Inc.	1	780,000	780,000	780,000
					TOTAL	10			
Chelsea									
		low	high	average					
Norfolk Homes	3	189,000	218,000	206,000					
TOTAL	3								
Dexter									
		low	high	average					
Guenther Building Co.	18	150,000	200,000	191,944	Pittsfield		low	high	average
Homeowner	4	200,000	300,000	266,667	Pulte Homes of Michigan	59	156,000	652,950	408,743
Trond Darby	1	118,245	118,245	118,245	Lombardo Homes of SE Michigan	42	151,000	291,270	195,911
Essex Homes, LLC	1	280,000	280,000	280,000	Johnson Building Group	10	300,000	474,500	322,900
Kensington Family Homes	1	375,000	375,000	375,000	Guenther Building Co.	6	200,000	312,836	264,239
Legendary Homes, Inc.	1	158,000	158,000	158,000	Homeowner	3	130,600	350,000	253,533
Marhofer / Campbell Building Co.,	1	350,000	350,000	350,000	William Blaine Calhoun	1	450,000	450,000	450,000
Riemco Building Company	1	220,000	220,000	220,000	Paschall Brothers Construction	1	216,500	216,500	216,500
Wayne Homes of Michigan, LLC	1	285,000	285,000	285,000	Michael A. Rogers Building & Home,	1	166,000	166,000	166,000
Steven Zukkor	1	560,000	560,000	560,000	Wexford Homes	1	202,700	202,700	202,700
TOTAL	30				TOTAL	124			
Dexter City									
		low	high	average					
Peters Building Co.	2	205,000	205,000	205,000	Salem		low	high	average
Trowbridge Companies	1	409,700	409,700	409,700	Homeowner	4	150,000	420,000	325,000
TOTAL	3				LaSant Building, Inc.	2	500,000	550,000	525,000
					Briarstone Building, Inc.	1	575,000	575,000	575,000
					Tony Cather LLC	1	250,000	250,000	250,000
					Jacob Combs	1	250,000	250,000	250,000
					Paul Elkow Building	1	309,650	309,650	309,650
					Hileman Construction Company	1	275,000	275,000	275,000
					JDM Building Company LLC	1	160,000	160,000	160,000
					Master Builders Supply, Inc.	1	450,000	450,000	450,000
					Mike Miller Building Co.	1	350,000	350,000	350,000
					Mike Miller Building Co. LLC	1	340,000	340,000	340,000
					Pennebaker Homes Inc.	1	375,000	375,000	375,000
					Summit Pointe Custom Homes LLC	1	700,000	700,000	700,000
					TOTAL	17			
Freedom									
		low	high	average					
Homes By Josh Doyle	1	350,000	350,000	350,000	Saline		low	high	average
TOTAL	1				Pulte Homes of Michigan	4	405,000	496,000	450,634
					MBK Constructors Inc.	2	154,600	215,475	185,038
					TOTAL	6			
Lima									
		low	high	average					
Homeowner	2	233,175	400,000	316,588	Saline Township		low	high	average
Benchmark Building & Dev. LLC	1	196,533	196,533	196,533	Homeowner	2	130,000	250,000	190,000
Lawrence Cameron	1	200,000	200,000	200,000	All Phaze Construction	1	1,065,000	1,065,000	1,065,000
Essex Homes, LLC	1	280,000	280,000	280,000	TOTAL	3			
Midpoint Construction	1	350,000	350,000	350,000					
Randall Schneider	1	275,000	275,000	275,000	Scio		low	high	average
TOTAL	7				Toll Brothers	25	240,000	479,600	365,983
					Homeowner	3	220,000	543,735	362,912
					Main Street Homes	2	819,000	1,070,000	944,500
					Adaptive Building Solutions, LLC	1	850,000	850,000	850,000
					Jim Binder Building	1	520,000	520,000	520,000
					Bull Ridge Custom Homes LLC	1	625,000	625,000	625,000
					Gregorio LLC	1	435,800	435,800	435,800
					Hileman Construction Company	1	800,000	800,000	800,000
					Johnson Brothers Construction	1	264,640	264,640	264,640
					Legendary Homes, Inc.	1	169,000	169,000	169,000
					Steven J. Lucchesi, Inc.	1	210,000	210,000	210,000
					Meadowlark Builders, LLC	1	536,000	536,000	536,000
					Powers Building Group LLC	1	600,000	600,000	600,000
					Brian Robards Custom Homes Inc.	1	902,000	902,000	902,000
					Terratek Custom Homes	1	365,000	365,000	365,000
					Walz Developers LLC	1	200,000	200,000	200,000
					TOTAL	43			
Lodi									
		low	high	average					
Cranbrook Custom Homes	3	497,500	704,900	588,125	Sharon		low	high	average
Arbor's Custom Homes, LLC	1	680,000	680,000	680,000	Andrew M. Green	1	324,000	324,000	324,000
Blue Peninsula	1	170,000	170,000	170,000	Homeowner	1	390,000	390,000	390,000
Paul Elkow Building	1	261,830	261,830	261,830	Norfolk Homes	1	168,000	168,000	168,000
R.E. Gibbs Construction	1	1,054,230	1,054,230	1,054,230	Wayne R. Parrott Jr.	1	250,000	250,000	250,000
Integrity Builders & Land	1	650,000	650,000	650,000	Chris R. Smith	1	300,000	300,000	300,000
Peters Building Co.	1	412,120	412,120	412,120	TOTAL	5			
Marshall Smith Builders	1	266,500	266,500	266,500					
TOTAL	10								
Lyndon									
		low	high	average					
Homeowner	2	225,000	320,000	272,500					
Greystone Building Co.	1	800,000	800,000	800,000					
Mitch Harris Building Co.	1	200,000	200,000	200,000					
TOTAL	4								
Manchester									
		low	high	average					
Dalton & Zick Builders	1	400,000	400,000	400,000					
Homes by Josh Doyle	1	315,000	315,000	315,000					
McRobert Construction	1	220,000	220,000	220,000					
Riemco Building Company	1	475,000	475,000	475,000					
Somerset Centre Estates Sales Inc.	1	170,521	170,521	170,521					
TOTAL	5								
Milan									
		low	high	average					
MA Designs Building Inc.	6	164,053	208,116	178,741					
First Choice Homes of MI	1	311,760	311,760	311,760					
TOTAL	7								
Northfield									
		low	high	average					
Homes by Josh Doyle	1								
First Choice Homes of MI	1	250,000	250,000	250,000					
C. Ford & Son Inc.	1	520,000	520,000	520,000					

Superior		low	high	average
Pinnacle Homes of Michigan	16			
Infinity Homes & Company	6			
Robin C. Cook Building, LLC	2			
Homeowner	2			
Cranbrook Custom Homes	1			
Essex Homes, LLC	1			
Miller Gerecke Building Company LLC	1			
North American Construction	1			
TOTAL	30			

Sylvan		low	high	average
Norfolk Homes	3	198,000	297,000	251,333
Simon Building Company	2	300,000	575,000	437,500
Beechwood Building & Design	1	325,000	325,000	325,000
Bruce Donovan Construction	1	500,000	500,000	500,000
R.E. Gibbs Construction	1	400,000	400,000	400,000
Homeowner	1	150,000	150,000	150,000
MBK Constructors Inc.	1	400,000	400,000	400,000
Meadowlark Builders, LLC	1	800,000	800,000	800,000
Melcher Brothers' Carpentry	1	780,000	780,000	780,000
Thomason Brothers Carpentry	1	350,000	350,000	350,000
TOTAL	13			

Webster		low	high	average
Homeowner	4	287,640	590,000	372,550
Beechwood Building & Design	2	605,000	605,000	605,000
Essex Homes, LLC	2	219,620	573,480	396,550
Norfolk Homes	2	369,695	525,000	447,348
Adaptive Building Solutions, LLC	1	695,000	695,000	695,000
Benchmark Building & Dev. LLC	1	290,223	290,223	290,223
Jim Binder Building	1	520,000	520,000	520,000
Bongero Construction	1	200,000	200,000	200,000
Brook Valley Homes	1	652,500	652,500	652,500
Bruce Donovan Construction	1	720,000	720,000	720,000
EBI Incorporated	1	266,700	266,700	266,700
Fireside Home Construction	1	430,000	430,000	430,000
Forward Design Build	1	800,000	800,000	800,000
R.E. Gibbs Construction	1	700,000	700,000	700,000
JAG Home Builders LLC	1	400,000	400,000	400,000
Mid Star Home Builders	1	345,586	345,586	345,586
Momentum Construction	1	713,000	713,000	713,000
PB & J Construction, Inc.	1	650,000	650,000	650,000
TOTAL	24			

York		low	high	average
Guenther Building Co.	15	282,000	479,100	427,223
Homeowner	7	295,000	620,000	465,593
Queenan Construction Inc.	5	309,600	450,000	355,520
Peters Building Co.	2	375,000	426,900	400,950
TOTAL	29			

Ypsilanti Township		low	high	average
Lombardo Homes of SE Michigan	41	156,584	401,000	235,690
Canzano Building Companies	2	263,375	263,375	263,375
Homeowner	2	135,180	143,442	139,311
Cornerstone Construction	1	70,000	70,000	70,000
Habitat For Humanity of Huron	1	82,000	82,000	82,000
Pyramid Construction Co.	1	120,000	120,000	120,000
Wayne Homes of Michigan, LLC	1	260,422	260,422	260,422
TOTAL	49			

Single Family Home Starts by Construction Value

Through the fourth quarter.

Jackson County

<i>Values (in thousands)</i>	Under 100	100 to 149	150 to 199	200 to 299	300 to 499	500 +
Blackman	2	4	2			
Columbia				2		
Grass Lake	1	2	1	4	1	
Napoleon		5	2	1	2	
Spring Arbor		1	4	2	2	
Summit		1	5	8	1	
Waterloo			4		2	1
County Totals	3	13	18	17	8	1
% of Total:	5.0%	21.7%	30.0%	28.3%	13.3%	1.7%

Livingston County

<i>Values (in thousands)</i>	Under 100	100 to 149	150 to 199	200 to 299	300 to 499	500 +
Brighton			1	16	30	
Cohoctah			3	3		
Conway			1	4		
Deerfield				9	6	
Fowlerville				1		
Fowlerville Village				1		
Genoa		3	2	10	22	3
Green Oak		1	3	11	39	8
Hamburg		1	1	22	12	
Handy			8	23		
Hartland			1	21	25	2
Howell		1	1	30	4	
Iosco		1	1	6	3	
Marion			5	34	23	
Oceola			4	68	28	1
Pinckney				1		
Putnam			1	5	1	1
Tyrone	1		2	15	18	
Unadilla		1		10	1	
County Totals	1	8	34	290	212	15
% of Total:	0.2%	1.4%	6.1%	51.8%	37.9%	2.7%

Washtenaw County

<i>Values (in thousands)</i>	Under 100	100 to 149	150 to 199	200 to 299	300 to 499	500 +
Ann Arbor City	1	1	13	13	16	5
Ann Arbor Township					7	7
Augusta Township			2	6	16	1
Bridgewater				1		1
Chelsea			1	2		
Dexter		1	6	17	4	1
Dexter City				2	1	
Freedom					1	
Lima			1	4	2	
Lodi			1	2	2	5
Lyndon				2	1	1
Manchester			1	1	3	
Milan			4	2	1	
Northfield			2	3	2	2
Pittsfield		1	27	27	52	16
Salem			2	3	8	4
Saline			1	1	4	
Saline Township		1		1		1
Scio			1	8	24	10
Sharon			1	1	3	
Superior						
Sylvan			2	2	5	4
Webster				5	6	12
York				2	23	4
Ypsilanti Township	2	3	19	18	7	
County Totals	3	7	84	123	188	74
% of Total:	0.6%	1.5%	17.5%	25.7%	39.2%	15.4%

Single Family Home Starts by Square Footage

Through the fourth quarter.

Jackson County

<i>Square Footage</i>	Under 1200	1200 to 1799	1800 to 2399	2400 to 3000	3000 to 3999	4000 to 4999	5000 +
Blackman	1	1					
Grass Lake		3	2	1			
Leoni		5	4				
Spring Arbor		2	3	3			
Summit		1	5	6			
COUNTY TOTALS	1	12	14	10			
% of total:	2.7%	32.4%	37.8%	27.0%			

Livingston County

<i>Square Footage</i>	Under 1200	1200 to 1799	1800 to 2399	2400 to 3000	3000 to 3999	4000 to 4999	5000 +
Brighton		6	10	9	16	4	
Cohoctah		3	3				
Conway		4	1				
Deerfield		4	4	3	3	1	
Fowlerville			1				
Fowlerville Village		1					
Genoa	2	5	8	10	10	3	1
Green Oak	1	7	24	19	5	3	2
Hamburg	1	10	12	8	5		
Handy		12	17		1	1	
Hartland		5	13	10	18	1	2
Howell		9	23	1	3	1	
Iosco	1	5	3	1	1		
Marion		12	25	11	12		
Oceola	1	27	28	29	8	4	1
Pinckney			1				
Putnam		1	5	1	1		
Tyrone		2	17	5	7	1	3
Unadilla		4	6	2			
COUNTY TOTALS	6	117	201	109	90	19	9
% of total:	1.1%	21.2%	36.5%	19.8%	16.3%	3.4%	1.6%

Washtenaw County

	<i>Square Footage</i>							
	Under 1200	1200 to 1799	1800 to 2399	2400 to 3000	3000 to 3999	4000 to 4999	5000 +	
Ann Arbor City		9	8	12	6	1		
Ann Arbor Township				1	4	5	4	
Augusta Township		8	3	4	4	3	1	
Chelsea		1	1	1				
Dexter		1	12	7	4	2		
Dexter City		2				1		
Freedom				1				
Lima		3	1	1			1	
Lodi		2	2		2	1	3	
Lyndon			2	1		1		
Manchester			2		1			
Milan		4		1				
Northfield		1	2		1			
Pittsfield		2	29	38	25			
Salem		1	3	6	7			
Saline		1	1		4			
Saline Township		1			1		1	
Scio		2	3	11	14	7	2	
Sharon	1			1	3			
Sylvan	1	1	3	3	3		1	
Webster		1	4	4	4	3	1	
York		1	5	11	10	1		
Ypsilanti Township		17	6	1	2			
COUNTY TOTALS	2	58	87	104	95	25	14	
% of total:	0.5%	15.1%	22.6%	27.0%	24.7%	6.5%	3.6%	

Single Family Home Square Footage Average by County

	2018	2017	2016	2015	2014
Jackson	2010	2167	2086	1994	2311
Livingston	2440	2519	2425	2377	2441
Washtenaw	2764	2772	2691	2647	2761

Average Square Footage per Jurisdiction

Average Square Footage for homes built through the 4th quarter. Information in some jurisdictions is from a limited sample and will be less reliable than large samples.

	Avg. Square Footage	sample size			
Jackson County			Washtenaw County		
Summit	2323	12	Ann Arbor Township	4457	14
Spring Arbor	2155	8	Lodi	4301	10
Grass Lake	1890	6	Saline Township	3793	3
Leoni	1684	9	Scio	3311	39
Blackman	1385	2	Webster	3130	17
Livingston County			Saline	2894	6
Tyrone	2873	35	Sharon	2827	5
Hartland	2844	49	York	2807	28
Brighton	2765	45	Salem	2776	17
Genoa	2709	39	Sylvan	2709	12
Green Oak	2618	61	Pittsfield	2678	94
Deerfield	2486	15	Augusta Township	2661	23
Oceola	2371	98	Lyndon	2647	4
Marion	2313	60	Dexter City	2570	3
Putnam	2283	8	Lima	2512	6
Hamburg	2196	36	Manchester	2451	3
Howell	2143	37	Dexter	2439	27
Pinckney	2116	1	Freedom	2400	1
Unadilla	1969	12	Northfield	2363	4
Handy	1950	31	Ann Arbor City	2363	37
Iosco	1879	11	Chelsea	2095	3
Fowlerville	1814	1	Ypsilanti Township	1823	26
Cohoctah	1796	6	Milan	1632	5
Fowlerville Village	1724	1			
Conway	1646	5			

Multi Family Starts

Through the fourth quarter.

Apartments

units

Livingston County

Howell

Chestnut Development LLC	
33-89 Old Barnwood	8
4022-60 Chestnut Crossing	8
4023-41 Barry Farm	4
4039-79 Chestnut Crossing	8
4047-65 Berry Farm	4
4069-4111 Berry Farm	8
7-25 Old Barnwood	4
<i>Total Units for Jurisdiction</i>	44

Oceola

XL Builders	
3805, 15, 25, 35 Bowman Way	4
3810, 20, 30, 40 Bowman Way	4
3853, 63, 73, 83 Bowman Way	4
3860, 66, 76, 86 Bowman Way	4
<i>Total Units for Jurisdiction</i>	16
<i>Total Units for County</i>	60

Washtenaw County

Ann Arbor City

Cunningham-Limp	
3410 Nixon Rd.	88
3430 Nixon Rd.	88
<i>Total Units for Jurisdiction</i>	176

Superior

North American Construction Enterprises	
1705, 09, 13, 17, 21 Cardiff Row	5
1722-42 Cardiff	8
1731, 35, 41 Cardiff Row	3
<i>Total Units for Jurisdiction</i>	16

Ypsilanti Township

North American Construction Enterprises	
6313-6343 Waterside Dr.	6
6363-6441 Waterside Dr.	4
6404-56 Waterside Dr.	4
6451-99 Waterside Dr.	4
<i>Total Units for Jurisdiction</i>	18
<i>Total Units for County</i>	210

Condominiums

units

Jackson County

Summit

John McGregor Ganton	
3697, 99, 3701, 03 Terrace Hills Lane	4
Norfolk Homes	
4021, 23 Stoneridge Dr.	2
4032, 34 Stoneridge Dr.	2
4080, 84 Stoneridge Dr.	2
4086, 90 Stoneridge Dr.	2
<i>Total Units for Jurisdiction</i>	12
<i>Total Units for County</i>	12

Livingston County

Brighton

Louie Dimoski	
5888-5908 Woodruff View Dr.	6
<i>Total Units for Jurisdiction</i>	6

Genoa

Mitch Harris Building Co.	
1908, 12, 16, 20 Genoa Circle	4
1923, 27, 31, 35 Genoa Circle	4
1926, 30, 34, 38 Genoa Circle	4
<i>Total Units for Jurisdiction</i>	12

Howell

Chestnut Development LLC	
4034-64 Berry Farm	6
4066-4114 Chestnut Crossing	8
4070-4112 Berry Farm	8
4083-4113 Chestnut Crossing	6
4118-44 Chestnut Crossing	6
95, 101, 07, 13, 19, 25 Old Barnwood	6
<i>Total Units for Jurisdiction</i>	40

Oceola

Infinity Homes & Company	
4058-78 Howe Place	6
4086-98 Howe Place	4
4107, 11, 15, 19 Howe Place	4
XL Builders	
1754-1788 Jonah Dr.	7
<i>Total Units for Jurisdiction</i>	21
<i>Total Units for County</i>	79

Washtenaw County

Ann Arbor City

Maven Development LLC	
103, 05, 07, 09 West Davis Ave.	4
Norfolk Homes	
2525 West Towne St., Bldg. I	8
Pulte Homes of Michigan	
2888, 90 Dillon Dr.	2
2892, 96 Dillon Dr.	2
2903, 05 Dillon Dr.	2
2907, 09 Dillon Dr.	2
Toll Brothers	
2701, 03, 05, 07, 09, 11 South Spurway Dr.	6
2816, 18, 20, 22 Purley Ave.	4
2841-51 Hardwick Rd.	6
2844, 46, 48, 50 Ridington Rd.	4
2852, 54, 56, 58 Ridington Rd.	4
2853, 55, 57, 59, 61, 63 Hardwick Rd.	6
2860-70 Hardwick Rd.	6
3000, 02, 04 North Spurway Dr.	3
3003, 05, 07, 09 North Spurway Dr.	4
3006, 08, 10, 12 North Spurway Dr.	4
3014, 16, 18, 20 North Spurway Dr.	4
3030, 02, 04, 06, 08 North Spurway Dr.	5
3031, 33, 35, 37 North Spurway Dr.	4

3040, 42, 44, 46, 48 North Spurway Dr.	5
3201, 03, 07, 09 Brackley Dr.	4
3211, 13, 15, 17, 19 Brackley Dr.	5
<i>Total Units for Jurisdiction</i>	94

Ann Arbor Township

Beztak Homes Inc.	
4540 Geddes Ave., Bldg. 4	6
4540 Geddes Ave., Bldg. 5	5
<i>Total Units for Jurisdiction</i>	11

Chelsea

Norfolk Homes	
501, 05, 09, 13, 17, 21 Fieldstone Ct.	6
<i>Total Units for Jurisdiction</i>	6

Dexter City

AR Brouwer Co., LLC	
401, 03 Baker Crossing	2
405, 07 Baker Crossing	2
409, 11 Baker Crossing	2
413, 15 Baker Crossing	2
501, 03, 05, 078 Boardwalk Lane	4
610-17 Boardwalk Lane	8
Guenther Building Co.	
150 Jeffords St.	22
<i>Total Units for Jurisdiction</i>	42

Milan

John R. Kaas, Builder	
917, 25, 29, 31 Kay St.	4
935, 39, 43, 51 Kay St.	4
<i>Total Units for Jurisdiction</i>	8

Saline

Huntington Homes, LLC	
331, 33, 35 Curtiss Lane	3
MBK Constructors Inc.	
621 Maple Oaks Ct.	4
641 Maple Oaks Ct.	2
681, 85 Maple Oaks Ct.	2
R & H Development Company Inc.	
334, 36 Curtiss Lane	2
<i>Total Units for Jurisdiction</i>	13

Scio

Toll Brothers	
1863, 67, 71, 75 Kensington Blvd.	4
1891, 95, 99 Kensington Blvd.	3
2503, 07, 11, 15 Oxford Circle	4
2519, 23, 27 Oxford Circle	3
2524, 28, 32, 36 Oxford Circle	4
2540-52 Oxford Circle	4
2585, 89, 93, 97 Oxford Circle	4
<i>Total Units for Jurisdiction</i>	26

Superior

North American Construction Enterprises	
1634, 38, 42, 46 Cardiff Row	4
1650-70 Cardiff Row	6
1678-1706 Cardiff Row	7
1681, 89, 97 Cardiff Row	3
1705-21 Cardiff Row	5
1722-42 Cardiff Row	8
9844, 48, 54, 58, 62 Cambridge Place	5
9857, 61, 65, 69 Cambridge Place	4
<i>Total Units for Jurisdiction</i>	42

Ypsilanti Township

Homeowner	
2734, 42, 50 Brooklyn Dr.	3
2763, 71 Ambassador Dr.	2
North American Construction Enterprises	
6330-46 Waterside Dr.	4
6404-56 White Wing Dr.	4
9310, 16, 20, 26 Tallwood Dr.	4
9350, 56 Tallwood Dr.	2
9360-86 Tallwood Dr.	6
9930, 36, 40, 46 Tallwood Dr.	4
<i>Total Units for Jurisdiction</i>	29
<i>Total Units for County</i>	271

Washtenaw County

Superior		
North American Construction Enterprises		
1645-73 Cardiff Row		8
<i>Total Units for Jurisdiction</i>		8
<i>Total Units for County</i>		8

units

Remodels and Additions

selected permits valued over approximately \$40,000

For the 4th quarter.

Jackson County

Grass Lake

Newell Construction
3106 Mack Island Rd. \$75,207

Total Value for Jurisdiction \$75,207

Jackson City

Eagle Ventures, Inc.
109 West Washington Ave. \$152,000

Homeowner
815 East Argyle St. \$83,977

Total Value for Jurisdiction \$235,977

Waterloo

Dalton & Zick Builders
7500 Mt. Hope Rd. \$113,441

Total Value for Jurisdiction \$113,441

Total Value for County \$424,625

Livingston County

Brighton

First Choice Building
4000 Pleasant Valley Rd. \$161,337

Homeowner
4034 Merna Lane \$82,830
8266 Woodland Shore Dr. \$87,000

Total Value for Jurisdiction \$331,167

Deerfield

James Ridenour
10336 Argentine Rd. \$102,671

Total Value for Jurisdiction \$102,671

Genoa

Homeowner
3536 Snowden Lane \$79,701

Tom J. Kovach Builder, Inc.
1195 Sunrise Park \$100,000

Total Value for Jurisdiction \$179,701

Hamburg

Homeowner
10302 Langley Dr. \$81,020

Johnson Brothers Construction
9658 Zukey Dr. \$263,592

Total Value for Jurisdiction \$344,612

Hartland

Homeowner
5755 Cider Mill Dr. \$121,159

Total Value for Jurisdiction \$121,159

Marion

Belfor USA Group Inc.
1400 East Coon Lake Rd. \$310,842

Homeowner
1030 County Farm Rd. \$130,106

Total Value for Jurisdiction \$440,948

Oceola

Marty Northstarr Builders LLC
4064 Stamper Way \$135,267

Total Value for Jurisdiction \$135,267

Putnam

All-American Home Builders, LLC
5775 George \$106,400

Total Value for Jurisdiction \$106,400

Total Value for County \$1,761,925

Washtenaw County

Ann Arbor City

Ann Arbor Construction & Remodeling Inc.
223 Sunset Rd. \$200,000

Bob Behnke
1865 Franklin St. \$149,900

Michael Cousino
3074 Deer Creek Ct. \$143,000

Creekside Construction Co., LLC
2505 Londonderry Rd. \$350,000

Durrie Design Build
546 Larkspur St. \$80,000

Encore Custom Contracting Inc.
1750 Longshore Dr. \$400,000

Joseph Gailunas
709 Hutchins Ave. \$125,000

Hamilton Building & Design
2026 Day St. \$113,000

Homeowner
1941 Upland Dr. \$100,000

2000 Alice St. \$120,000

2037 Geddes Ave. \$220,000

2509 Essex Rd. \$180,000

578 Glendale Circle \$100,000

812 Barton Dr.

Steven J. Lucchesi, Inc.
1407 Broadway St. \$150,000

Meadowlark Builders, LLC
1290 Bardstown Trail \$350,000

Mitera Builders LLC
2641 Sequoia Pkwy. \$125,000

Momentum Construction
519 West Washington St. \$80,305

SERVPRO of Canton
2866 North Baylis Dr. \$200,000

Total Value for Jurisdiction \$3,186,205

Ann Arbor Township

Riemco Building Company
1006 Country Club Rd. \$420,000

Wallside Inc.
4308 Hillside Dr. \$353,800

Washtenaw Woodwrights Inc.
1256 Pepperidge Way \$80,126

Total Value for Jurisdiction \$853,926

Pittsfield

Charles L. Pugh Co.
1729 Monterey Ct. \$350,000
Total Value for Jurisdiction \$350,000

Salem

MJC Excavating LLC
7920 Tower Rd. \$80,000
Total Value for Jurisdiction \$80,000

Scio

Johnson Builders
2671 Parkridge Dr. \$150,000
MBK Constructors Inc.
4845 Polo Fields Dr. \$250,000
Millman Development Group, Inc.
1191 Bandera Rd. \$200,000
Total Value for Jurisdiction \$600,000

Webster

Kyle Builders Inc.
9940 Sunrise Dr. \$132,420
Meadowlark Builders, LLC
7654 Base Lake Dr. \$200,000
Total Value for Jurisdiction \$332,420
Total Value for County \$5,402,551

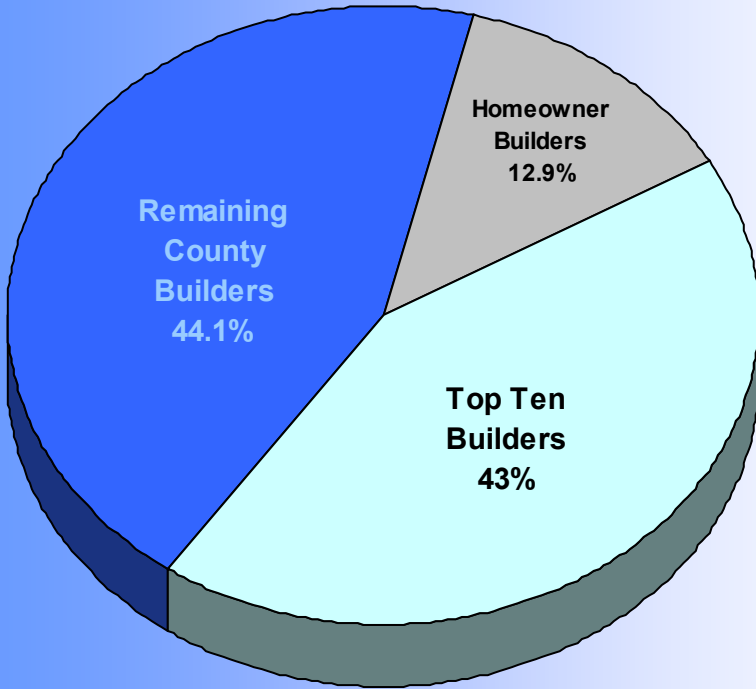
SECTION III

BUILDER INFORMATION

Top Ten Builders

Livingston/Washtenaw/Jackson Area

Through the 4th Quarter



2018

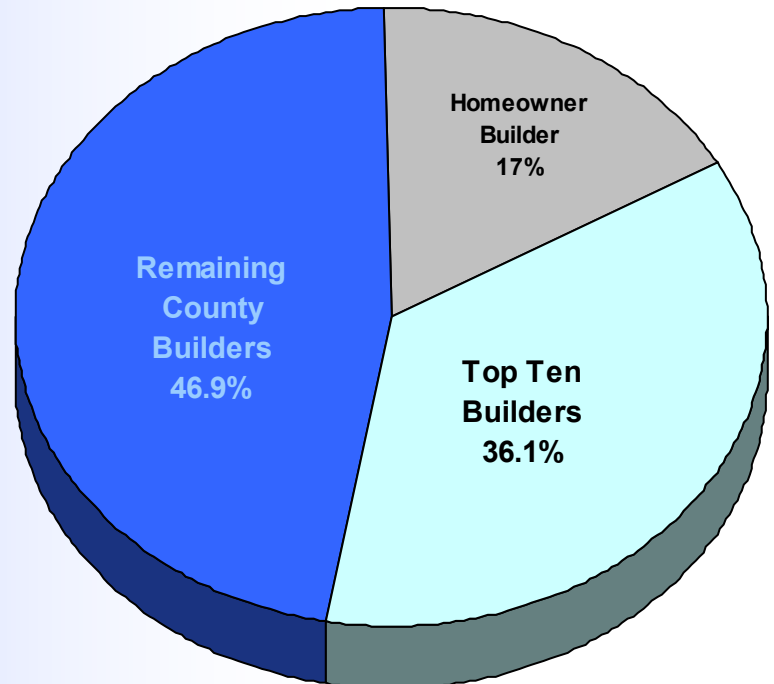
	starts	%
Lombardo Homes of SE Michigan	120	10.2
Pulte Homes of Michigan	85	7.2
Allen Edwin Homes	76	6.5
Capital Construction Group LLC	64	5.5
Guenther Building Co.	39	3.3
Norfolk Homes	34	2.9
Toll Brothers	25	2.1
Paul Elkow Building	23	2.0
Pinnacle Homes of Michigan	20	1.7
Mitch Harris Building Co.	19	1.6
CVE Builders	19	1.6

151 Homeowner Builders are not used in this table.
Ties for 10th show, but only ten numbers are used for chart.

Through the 4th Quarter

2017

	starts	%
Lombardo Homes of SE Michigan	117	9.9
Allen Edwin Homes	81	6.9
Capital Construction Group LLC	49	4.1
CVE Builders	38	3.2
Norfolk Homes	34	2.9
Paul Elkow Building	26	2.2
Mitch Harris Building Co.	23	1.9
Guenther Building Co.	22	1.9
Peters Building Co.	20	1.7
Chestnut Development LLC	17	1.4
Pinnacle Homes of Michigan	17	1.4
Rod Pieron	17	1.4



201 Homeowner Builders are not used in this table.
Ties for 10th show, but only ten numbers are used for chart.

Builder Ranking List

YTD Totals. Single family home starts for this report area.

Homeowner	151	Mid Star Home Builders	3	Arbor's Custom Homes, LLC	1
Lombardo Homes of SE Michigan	120	M-R Builders, Inc.	3	Artisan Home Builders	1
Pulte Homes of Michigan	85	Rajala & Sons Finishes	3	Atlantis Homes LLC	1
Allen Edwin Homes	76	Reutter Bros. Construction Inc.	3	Baker Builders, Inc.	1
Capital Construction Group LLC	64	Joe Sattler Custom Builder	3	Baldwin Building Co., LLC	1
Guenther Building Co.	39	Signature Group of Livingston	3	Beacon Properties LLC	1
Norfolk Homes	34	R.C. Winneur Construction Co.	3	Beemer Residential Builders	1
Toll Brothers	25	A-1 Homes & Development	2	Berry Custom Homes	1
Paul Elkow Building	23	Adaptive Building Solutions, LLC	2	Blue Peninsula	1
Pinnacle Homes of Michigan	20	Antek Custom Building	2	Bongero Construction	1
CVE Builders	19	Ballard Builders, Inc.	2	Briarstone Building, Inc.	1
Mitch Harris Building Co.	19	Benchmark Building & Dev. LLC	2	Brighton Building Co., Inc.	1
Rod Pieron	13	Jim Binder Building	2	Brook Valley Homes	1
Clearview Homes LLC	11	Bison Building CO.	2	Bull Ridge Custom Homes LLC	1
Cranbrook Custom Homes	10	Canzano Building Companies	2	William Blaine Calhoun	1
Johnson Building Group	10	Clark Manufactured Homes	2	Lawrence Cameron	1
Chestnut Development LLC	9	SA Cole Builders, LLC	2	Dave Carroll Contracting	1
Infinity Homes & Company	9	Robin C. Cook Building, LLC	2	Tony Catner LLC	1
Poloski Construction Co.	8	Peter Werner Deininger	2	CD Contracting LLC	1
Vettraino Homes Inc.	8	Donnellon Custom Homes	2	Certainty Construction	1
Peters Building Co.	7	Homes by Josh Doyle	2	Choice Home Designs, Inc.	1
Advance Craft Home Builders, Inc.	6	EBI Incorporated	2	Timothy Chouinard	1
Essex Homes, LLC	6	Fairview Construction, Inc.	2	Clark's Manufactured Homes	1
Hadley Home Builders	6	Fielek Group Builders LLC	2	Jacob Combs	1
Legendary Homes, Inc.	6	First Choice Homes of MI	2	Construction Unlimited	1
MA Designs Building Inc.	6	Genesis Custom Homes	2	Construction Unlimited, Inc.	1
Tony VanOyen Builders, Inc.	6	Gheriani Construction	2	Cornerstone Construction	1
Ann Arbor Builders, Inc.	5	Harris Homes	2	Cornerstone Construction Services	1
Belanger Builders, Inc.	5	C. Haskins Building Services	2	Creative Design & Construction	1
Crane Construction, Inc.	5	Healy Homes, LLC	2	Creekside Builders	1
KLA Development, Inc.	5	Hileman Construction Company	2	D & J Design	1
Queenan Construction Inc.	5	LaSant Building, Inc.	2	Dalton & Zick Builders	1
Simon Building Company	5	Lee's Home Improvements LLC	2	D'Anna Construction Company	1
Bruce Donovan Construction	4	Mike Mallory	2	Trond Darby	1
Doyle Homes Inc.	4	Marhofer / Campbell Building Co., LLC	2	DNA Advanced Renovation Inc.	1
Kensington Family Homes	4	Wayne R. Parrott Jr.	2	Donnellon Custom Homes	1
Main Street Homes	4	James Ridenour	2	Donovan-Shipley LLC	1
Mitchell Building Company	4	Riemco Building Company	2	Homes By Josh Doyle	1
Paddock Home Builders	4	Runyan Bros. Construction Co.	2	Driftwood Construction Co. LLC	1
PB & J Construction, Inc.	4	Ryson Homes LLC	2	Eagle Custom Homes Inc.	1
Sunny Homes Inc.	4	Steve Shutt	2	Eagle Ventures, Inc.	1
Vantage Construction Co.	4	Marshall Smith Builders	2	Eddie Eakins	1
WH Midwest LLC	4	Frank M. Soave Builder, Inc.	2	Larry Jack Edwards	1
Arcadia Homes Inc.	3	Stone Hollow Properties	2	FMS Construction	1
David M. Bair	3	T & B Construction	2	C. Ford & Son Inc.	1
Beechwood Building & Design	3	Terratek Custom Homes	2	Forward Design Build	1
Cynthia S. Caldwell	3	Ward Construction	2	John Funchion	1
Cedar Brooke Homes Inc.	3	Wayne Homes of Michigan, LLC	2	Deni Giannandrea	1
Cornerstone Residential Group LLC	3	Zalewski Construction Co., Inc.	2	Glen Gillett	1
Fireside Home Construction	3	Advanced Builders	1	Gold Medal Building Co.	1
R.E. Gibbs Construction	3	Craig Alan Residential	1	Andrew M. Green	1
Hi Point Construction	3	All Phaze Construction	1	Gregorio LLC	1
MBK Constructors Inc.	3	Alpha Design + Build	1	Greystone Building Co.	1
Meadowlark Builders, LLC	3	Ann Arbor Construction & Remodeling	1	Habitat For Humanity of Huron Valley	1

Donald Hannewald	1	Miller Gerecke Building Company LLC	1	Charles P. Schultz	1
Heinz Construction	1	Todd Millspaugh Remodeling &	1	SDS Building, Inc.	1
Ronald Hessling	1	Lawrence Joseph Miner, Jr.	1	Sentiny LLC	1
Alan Hogan	1	Mintzer Building Co.	1	JF Shewchuck Construction	1
The Home Improvement Guy	1	Momentum Construction	1	Silver Hammer Carpentry	1
Huron Contracting, LLC	1	Jim Moss Construction Co.	1	Slider Builders, Inc.	1
Ideal Contracting	1	Wayne Munson	1	Robert M. Smail, Builder	1
Indoor-Outdoor Remodeling	1	The Nielsen Group	1	Chris R. Smith	1
Integrity Builders & Land	1	North American Construction	1	Soave Properties Inc.	1
JAG Home Builders LLC	1	North Star Construction	1	Somerset Centre Estates Sales Inc.	1
JB Construction	1	Ott Builders	1	Square Built Construction LLC	1
JCJ Contracting, Inc.	1	Palo Homes Inc.	1	Summit Pointe Custom Homes LLC	1
JDM Building Company LLC	1	Craig Parsons	1	Tarkleson Enterprises, LLC	1
Johnson Brothers Construction	1	Paschall Brothers Construction	1	Telford Construction	1
Keith Jones	1	Giancarlo Paterra	1	Thomason Brothers Carpentry	1
Jusino Building Company	1	Rick Pawson	1	Timbercraft Homes, Inc.	1
William Kirsammer Custon Homes	1	Chris Payne Construction	1	Top Choice Builders LLC	1
Brian Kletzka	1	Pennebaker Homes Inc.	1	Total Carpentry LLC	1
Marc Owen Kremers	1	Per-Form Construction	1	Trademark Framing & Building	1
LA Construction Corp.	1	Pinkelman Custom Homes LLC	1	Tradition Construction, LLC	1
Landmarc Building/Development Inc.	1	Powers Building Group LLC	1	Trowbridge Companies	1
Landmark Contractors	1	Pulte Homes of Michigan	1	Villa Construction Inc.	1
Little Valley Homes	1	Pyramid Building Company, Inc.	1	Vistal Homes LLC	1
Steven J. Lucchesi, Inc.	1	Pyramid Construction Co.	1	Walz Developers LLC	1
M & M Homes, Inc.	1	Pytleski Brothers Building Inc.	1	Jeffrey Wedding	1
Theodore Maguran	1	Rekon Corp.	1	Weir Building Company	1
Master Builders Supply, Inc.	1	Renovation Nation LLC	1	West Branch Builders	1
Matthew Homes LLC	1	Rhino Construction	1	Wexford Homes	1
Robert Matthews	1	Brian Robards Custom Homes Inc.	1	M.J. Whelan Construction, Inc.	1
Cameron Daniel McCormick	1	Michael A. Rogers Building & Home,	1	Wilderness Construction	1
McRobert Construction	1	SD Rollins Construction	1	Brad Wilson Construction, LLC	1
Melcher Brothers' Carpentry	1	Jason Rose	1	Steven Zukkor	1
Michican Valley Homes	1	Rotondo Construction Corporation	1	Number of builders this year	266
Midpoint Construction	1	Salem Homes	1	Number of builders last year	265
Mike Miller Building Co.	1	Kelly Sayers	1		
Mike Miller Building Co. LLC	1	Randall Schneider	1		

Builder Rankings by Living Unit

	Apartment Units	Duplex Units	Condo Units	SF Units	Total
Cunningham-Limp	176	0	0	0	176
Toll Brothers	0	0	100	25	125
Lombardo Homes of SE Michigan	0	0	0	120	120
North American Construction	34	0	66	8	108
Pulte Homes of Michigan	0	0	8	85	93
Chestnut Development LLC	44	0	40	9	93
Allen Edwin Homes	0	0	0	76	76
Capital Construction Group LLC	0	0	0	64	64
Guenther Building Co.	0	0	22	39	61
Norfolk Homes	0	0	14	19	33
Mitch Harris Building Co.	0	0	12	19	31
Norfolk Homes	0	0	14	15	29
Norfolk Homes	0	0	8	19	27
XL Builders	16	0	7	0	23
Paul Elkow Building	0	0	0	23	23
Infinity Homes & Company	0	0	14	9	23
Norfolk Homes	0	0	8	15	23
Pinnacle Homes of Michigan	0	0	0	20	20
AR Brouwer Co., LLC	0	0	20	0	20
CVE Builders	0	0	0	17	17
Rod Pieron	0	0	0	13	13
Clearview Homes LLC	0	0	0	11	11
MBK Constructors Inc.	0	0	8	3	11
Beztak Homes Inc.	0	0	11	0	11
Cranbrook Custom Homes	0	0	0	10	10
Johnson Building Group	0	0	0	10	10
Poloski Construction Co.	0	0	0	8	8
Vettrano Homes Inc.	0	0	0	8	8
John R. Kaas, Builder	0	0	8	0	8
Peters Building Co.	0	0	0	7	7
Essex Homes, LLC	0	0	0	6	6
Louie Dimoski	0	0	6	0	6
Advance Craft Home Builders, Inc.	0	0	0	6	6
MA Designs Building Inc.	0	0	0	6	6
Hadley Home Builders	0	0	0	6	6
Tony VanOyen Builders, Inc.	0	0	0	6	6
Queenan Construction Inc.	0	0	0	5	5
Ann Arbor Builders, Inc.	0	0	0	5	5
KLA Development, Inc.	0	0	0	5	5
Crane Construction, Inc.	0	0	0	5	5
Belanger Builders, Inc.	0	0	0	5	5
Vantage Construction Co.	0	0	0	4	4
John McGregor Ganton	0	0	4	0	4
Paddock Home Builders	0	0	0	4	4
Bruce Donovan Construction	0	0	0	4	4
Doyle Homes Inc.	0	0	0	4	4
Mitchell Building Company	0	0	0	4	4
PB & J Construction, Inc.	0	0	0	4	4
Main Street Homes	0	0	0	4	4
Maven Development LLC	0	0	4	0	4
Kensington Family Homes	0	0	0	4	4
WH Midwest LLC	0	0	0	4	4
Sunny Homes Inc.	0	0	0	4	4

Builder Starts Compared to Last Year Single Family Homes

	This year	Last year	Change				
Pulte Homes of Michigan	85	3	2733.33%	Reutter Bros. Construction Inc.	3	3	0.00%
Clearview Homes LLC	11	1	1000.00%	Chris Payne Construction	1	1	0.00%
Bruce Donovan Construction	4	1	300.00%	Palo Homes Inc.	1	1	0.00%
PB & J Construction, Inc.	4	1	300.00%	M-R Builders, Inc.	3	3	0.00%
Rajala & Sons Finishes	3	1	200.00%	Salem Homes	1	1	0.00%
Fireside Home Construction	3	1	200.00%	Mintzer Building Co.	1	1	0.00%
Poloski Construction Co.	8	3	166.67%	Todd Millsbaugh Remodeling & Painting LLC	1	1	0.00%
Queenan Construction Inc.	5	2	150.00%	Matthew Homes LLC	1	1	0.00%
Belanger Builders, Inc.	5	2	150.00%	Master Builders Supply, Inc.	1	1	0.00%
Ann Arbor Builders, Inc.	5	2	150.00%	Allen Edwin Homes	76	81	-6.17%
Vettrano Homes Inc.	8	4	100.00%	Norfolk Homes	34	37	-8.11%
Advance Craft Home Builders, Inc.	6	3	100.00%	Paul Elkow Building	23	26	-11.54%
Terratek Custom Homes	2	1	100.00%	Mitchell Building Company	4	5	-20.00%
T & B Construction	2	1	100.00%	Paddock Home Builders	4	5	-20.00%
LaSant Building, Inc.	2	1	100.00%	Rod Pieron	13	17	-23.53%
Wayne R. Parrott Jr.	2	1	100.00%	Infinity Homes & Company	9	12	-25.00%
WH Midwest LLC	4	2	100.00%	Hadley Home Builders	6	8	-25.00%
Benchmark Building & Dev. LLC	2	1	100.00%	Runyan Bros. Construction Co.	2	3	-33.33%
Mike Mallory	2	1	100.00%	Kensington Family Homes	4	6	-33.33%
Zalewski Construction Co., Inc.	2	1	100.00%	Jim Binder Building	2	3	-33.33%
Guenther Building Co.	39	22	77.27%	Main Street Homes	4	6	-33.33%
KLA Development, Inc.	5	3	66.67%	Marshall Smith Builders	2	3	-33.33%
R.E. Gibbs Construction	3	2	50.00%	Mitch Harris Building Co.	19	29	-34.48%
MA Designs Building Inc.	6	4	50.00%	Tony VanOyen Builders, Inc.	6	10	-40.00%
Arcadia Homes Inc.	3	2	50.00%	Hi Point Construction	3	5	-40.00%
Comerstone Residential Group LLC	3	2	50.00%	Meadowlark Builders, LLC	3	5	-40.00%
Vantage Construction Co.	4	3	33.33%	Mid Star Home Builders	3	5	-40.00%
Capital Construction Group LLC	64	49	30.61%	Toll Brothers	25	42	-40.48%
Cranbrook Custom Homes	10	8	25.00%	Crane Construction, Inc.	5	9	-44.44%
Pinnacle Homes of Michigan	20	17	17.65%	Chestnut Development LLC	9	17	-47.06%
Johnson Building Group	10	9	11.11%	Pennebaker Homes Inc.	1	2	-50.00%
Lombardo Homes of SE Michigan	120	116	3.45%	Rotondo Construction Corporation	1	2	-50.00%
Doyle Homes Inc.	4	4	0.00%	Blue Peninsula	1	2	-50.00%
Adaptive Building Solutions, LLC	2	2	0.00%	Bison Building CO.	2	4	-50.00%
Silver Hammer Carpentry	1	1	0.00%	Construction Unlimited, Inc.	1	2	-50.00%
Simon Building Company	5	5	0.00%	Riemco Building Company	2	4	-50.00%
JB Construction	1	1	0.00%	Ott Builders	1	2	-50.00%
Huron Contracting, LLC	1	1	0.00%	Signature Group of Livingston	3	6	-50.00%
Donald Hannewald	1	1	0.00%	Antek Custom Building	2	4	-50.00%
Pyramid Construction Co.	1	1	0.00%	Deni Giannandrea	1	2	-50.00%
Robert M. Smail, Builder	1	1	0.00%	JCJ Contracting, Inc.	1	2	-50.00%
Gregorio LLC	1	1	0.00%	Jusino Building Company	1	2	-50.00%
Gheriani Construction	2	2	0.00%	Healy Homes, LLC	2	4	-50.00%
Genesis Custom Homes	2	2	0.00%	Mike Miller Building Co. LLC	1	2	-50.00%
SDS Building, Inc.	1	1	0.00%	Greystone Building Co.	1	2	-50.00%
Driftwood Construction Co. LLC	1	1	0.00%	CVE Builders	19	38	-50.00%
Habitat For Humanity of Huron Valley	1	1	0.00%	C. Ford & Son Inc.	1	2	-50.00%
Homes by Josh Doyle	2	2	0.00%	Essex Homes, LLC	6	13	-53.85%
Somerset Centre Estates Sales Inc.	1	1	0.00%	Marhofer / Campbell Building Co., LLC	2	5	-60.00%
Sunny Homes Inc.	4	4	0.00%	Fielek Group Builders LLC	2	5	-60.00%
Comerstone Construction Services	1	1	0.00%	Frank M. Soave Builder, Inc.	2	6	-66.67%
Cedar Brooke Homes Inc.	3	3	0.00%	Canzano Building Companies	2	6	-66.67%
Berry Custom Homes	1	1	0.00%	Dalton & Zick Builders	1	3	-66.67%
Ward Construction	2	2	0.00%	Villa Construction Inc.	1	3	-66.67%
Baldwin Building Co., LLC	1	1	0.00%	Steven J. Lucchesi, Inc.	1	3	-66.67%
Baker Builders, Inc.	1	1	0.00%	Timothy Chouinard	1	3	-66.67%
Brad Wilson Construction, LLC	1	1	0.00%	Peters Building Co.	7	25	-72.00%
R.C. Winneur Construction Co.	3	3	0.00%	Weir Building Company	1	4	-75.00%
Eagle Ventures, Inc.	1	1	0.00%	Wexford Homes	1	4	-75.00%
Momentum Construction	1	1	0.00%	JDM Building Company LLC	1	8	-87.50%
				North American Construction Enterprises	1	10	-90.00%

Builder Ranking by Average Value

Based on construction value reported on permits

	# of starts	Average value			
Peter Werner Deininger	2	\$1,088,000	Artisan Home Builders	1	\$388,099
All Phaze Construction	1	\$1,065,000	Hi Point Construction	3	\$384,879
Vistal Homes LLC	1	\$1,000,000	Weir Building Company	1	\$380,980
Brian Robards Custom Homes Inc.	1	\$902,000	FMS Construction	1	\$379,735
Forward Design Build	1	\$800,000	Trademark Framing & Building	1	\$378,438
Greystone Building Co.	1	\$800,000	Pulte Homes of Michigan	84	\$377,424
Melcher Brothers' Carpentry	1	\$780,000	Pennebaker Homes Inc.	1	\$375,000
Adaptive Building Solutions, LLC	2	\$772,500	Donnellon Custom Homes	2	\$373,739
R.E. Gibbs Construction	3	\$718,077	Clearview Homes LLC	11	\$372,673
Momentum Construction	1	\$713,000	Craig Alan Residential	1	\$368,644
Main Street Homes	4	\$705,365	Charles P. Schultz	1	\$367,311
Sentiny LLC	1	\$700,000	Ronald Hessling	1	\$367,309
Summit Pointe Custom Homes LLC	1	\$700,000	Healy Homes, LLC	2	\$366,826
Arbor's Custom Homes, LLC	1	\$680,000	Toll Brothers	25	\$365,983
Brook Valley Homes	1	\$652,500	LA Construction Corp.	1	\$363,000
Integrity Builders & Land	1	\$650,000	Fireside Home Construction	3	\$360,220
Bull Ridge Custom Homes LLC	1	\$625,000	Queenan Construction Inc.	5	\$355,520
Wilderness Construction	1	\$625,000	Driftwood Construction Co. LLC	1	\$350,420
Meadowlark Builders, LLC	3	\$612,000	Runyan Bros. Construction Co.	2	\$350,390
Huron Contracting, LLC	1	\$600,000	Homes By Josh Doyle	1	\$350,000
Powers Building Group LLC	1	\$600,000	Midpoint Construction	1	\$350,000
Antek Custom Building	2	\$594,276	Mike Miller Building Co.	1	\$350,000
Pulte Homes of Michigan	1	\$593,250	Thomason Brothers Carpentry	1	\$350,000
Comerstone Construction Services	1	\$590,000	Pinkelman Custom Homes LLC	1	\$349,316
Briarstone Building, Inc.	1	\$575,000	Riemco Building Company	2	\$347,500
Cranbrook Custom Homes	9	\$562,733	Arcadia Homes Inc.	3	\$347,215
Steven Zukkor	1	\$560,000	Doyle Homes Inc.	4	\$346,485
Theodore Maguran	1	\$551,101	Robert M. Smail, Builder	1	\$346,049
Hileman Construction Company	2	\$537,500	Mid Star Home Builders	1	\$345,586
Comerstone Residential Group LLC	3	\$528,340	Soave Properties Inc.	1	\$345,378
LaSant Building, Inc.	2	\$525,000	T & B Construction	2	\$343,510
SD Rollins Construction	1	\$522,097	Terratek Custom Homes	2	\$343,050
Jim Binder Building	2	\$520,000	Essex Homes, LLC	5	\$342,434
C. Ford & Son Inc.	1	\$520,000	Top Choice Builders LLC	1	\$342,431
Signature Group of Livingston	3	\$513,653	Chestnut Development LLC	9	\$340,643
Pyramid Building Company, Inc.	1	\$500,000	Mike Miller Building Co. LLC	1	\$340,000
Pinnacle Homes of Michigan	4	\$489,675	Telford Construction	1	\$335,484
Eagle Custom Homes Inc.	1	\$486,110	Harris Homes	2	\$334,119
William Kirsammer Custon Homes	1	\$481,192	Hadley Home Builders	6	\$333,769
Beechwood Building & Design	2	\$465,000	D'Anna Construction Company	1	\$333,236
William Blaine Calhoun	1	\$450,000	Ballard Builders, Inc.	2	\$332,709
Master Builders Supply, Inc.	1	\$450,000	WH Midwest LLC	4	\$332,300
Zalewski Construction Co., Inc.	2	\$443,545	Genesis Custom Homes	2	\$331,002
Vantage Construction Co.	4	\$443,139	Silver Hammer Carpentry	1	\$327,827
JCJ Contracting, Inc.	1	\$442,540	Sunny Homes Inc.	4	\$326,586
Fairview Construction, Inc.	2	\$442,025	Andrew M. Green	1	\$324,000
Bruce Donovan Construction	4	\$438,900	Advance Craft Home Builders, Inc.	6	\$323,662
Gregorio LLC	1	\$435,800	Johnson Building Group	10	\$322,900
Ryson Homes LLC	2	\$431,241	Mitch Harris Building Co.	19	\$319,500
Baldwin Building Co., LLC	1	\$430,000	Donnellon Custom Homes	1	\$318,776
Villa Construction Inc.	1	\$427,992	Belanger Builders, Inc.	5	\$317,342
Steve Shutt	2	\$422,500	Larry Jack Edwards	1	\$316,976
Rotondo Construction Corporation	1	\$413,407	Beemer Residential Builders	1	\$316,920
Lawrence Joseph Miner, Jr.	1	\$409,754	Stone Hollow Properties	2	\$316,171
Trowbridge Companies	1	\$409,700	Homes by Josh Doyle	1	\$315,000
Construction Unlimited	1	\$407,825	Brad Wilson Construction, LLC	1	\$310,253
Deni Giannandrea	1	\$401,779	Indoor-Outdoor Remodeling	1	\$308,495
Dalton & Zick Builders	1	\$400,000	Tarkleson Enterprises, LLC	1	\$305,195
JAG Home Builders LLC	1	\$400,000	Fielek Group Builders LLC	2	\$305,174
Dave Carroll Contracting	1	\$396,000	Ward Construction	2	\$301,639
Mintzer Building Co.	1	\$393,919	Marhofer / Campbell Building Co., LLC	2	\$300,796
Reutter Bros. Construction Inc.	3	\$393,140	Paddock Home Builders	4	\$300,674
C. Haskins Building Services	2	\$390,616	Chris R. Smith	1	\$300,000
Eddie Eakins	1	\$390,307	Peters Building Co.	7	\$299,292
PB & J Construction, Inc.	4	\$389,315	Brian Kletzka	1	\$298,492
Justino Building Company	1	\$388,729	Certainty Construction	1	\$297,944
			Palo Homes Inc.	1	\$297,597
			Poloski Construction Co.	8	\$297,331

Paul Elkow Building	23	\$295,918	Marshall Smith Builders	2	\$236,974
Simon Building Company	5	\$295,600	Lee's Home Improvements LLC	2	\$236,715
Tradition Construction, LLC	1	\$294,744	JF Shewchuck Construction	1	\$235,283
Guenther Building Co.	39	\$293,559	Gold Medal Building Co.	1	\$235,045
Kensington Family Homes	4	\$290,856	Timothy Chouinard	1	\$234,353
Tony VanOyen Builders, Inc.	6	\$290,580	Clark's Manufactured Homes	1	\$230,769
John Funchion	1	\$290,066	David M. Bair	3	\$228,360
Vettrano Homes Inc.	8	\$289,684	Mitchell Building Company	4	\$222,775
Homeowner	139	\$289,509	JB Construction	1	\$221,324
Capital Construction Group LLC	64	\$288,274	West Branch Builders	1	\$221,000
Alpha Design + Build	1	\$287,556	McRobert Construction	1	\$220,000
M.J. Whelan Construction, Inc.	1	\$286,790	Construction Unlimited, Inc.	1	\$218,308
Marc Owen Kremers	1	\$283,943	Clark Manufactured Homes	2	\$218,022
Bison Building CO.	2	\$283,179	James Ridenour	2	\$217,181
Rekon Corp.	1	\$282,140	Paschall Brothers Construction	1	\$216,500
Glen Gillett	1	\$281,270	Donovan-Shiple LLC	1	\$216,098
R.C. Winneur Construction Co.	3	\$281,199	CD Contracting LLC	1	\$215,877
First Choice Homes of MI	2	\$280,880	Cedar Brooke Homes Inc.	3	\$214,693
Matthew Homes LLC	1	\$278,441	Heinz Construction	1	\$211,611
Keith Jones	1	\$277,268	Ott Builders	1	\$211,045
Jason Rose	1	\$277,061	Craig Parsons	1	\$210,954
Todd Millsbaugh Remodeling & Painting LLC	1	\$277,035	Rajala & Sons Finishes	3	\$210,815
Berry Custom Homes	1	\$276,206	North Star Construction	1	\$210,546
Randall Schneider	1	\$275,000	Steven J. Lucchesi, Inc.	1	\$210,000
The Home Improvement Guy	1	\$274,648	M-R Builders, Inc.	1	\$210,000
Frank M. Soave Builder, Inc.	2	\$272,898	Total Carpentry LLC	1	\$208,643
Wayne Homes of Michigan, LLC	2	\$272,711	Ann Arbor Builders, Inc.	5	\$206,665
Jeffrey Wedding	1	\$272,363	Wexford Homes	1	\$202,700
Pytleski Brothers Building Inc.	1	\$271,090	Michican Valley Homes	1	\$202,400
M & M Homes, Inc.	1	\$268,533	Bongero Construction	1	\$200,000
Rhino Construction	1	\$268,256	Lawrence Cameron	1	\$200,000
Slider Builders, Inc.	1	\$267,741	Walz Developers LLC	1	\$200,000
Kelly Sayers	1	\$267,358	Atlantis Homes LLC	1	\$199,055
Gheriani Construction	2	\$267,332	Alan Hogan	1	\$198,000
Beacon Properties LLC	1	\$267,181	DNA Advanced Renovation Inc.	1	\$197,861
Giancarlo Paterra	1	\$267,040	KLA Development, Inc.	4	\$197,500
Per-Form Construction	1	\$266,991	Infinity Homes & Company	3	\$197,349
Johnson Brothers Construction	1	\$264,640	Creative Design & Construction	1	\$194,955
Mike Mallory	2	\$263,500	Landmarc Building/Development Inc.	1	\$188,190
The Nielsen Group	1	\$263,445	Legendary Homes, Inc.	6	\$182,728
Canzano Building Companies	2	\$263,375	Joe Sattler Custom Builder	3	\$180,347
Salem Homes	1	\$260,000	MA Designs Building Inc.	6	\$178,741
MBK Constructors Inc.	3	\$256,692	Cynthia S. Caldwell	3	\$178,605
Timbercraft Homes, Inc.	1	\$256,569	Wayne R. Parrott Jr.	2	\$175,051
Allen Edwin Homes	75	\$254,867	Donald Hannewald	1	\$171,500
Landmark Contractors	1	\$254,831	Somerset Centre Estates Sales Inc.	1	\$170,521
Ann Arbor Construction & Remodeling Inc.	1	\$250,000	Blue Peninsula	1	\$170,000
Tony Catner LLC	1	\$250,000	Michael A. Rogers Building & Home, Inc.	1	\$166,000
Jacob Combs	1	\$250,000	JDM Building Company LLC	1	\$160,000
EBI Incorporated	2	\$249,800	Creekside Builders	1	\$154,073
Robert Matthews	1	\$247,289	A-1 Homes & Development	2	\$152,500
Crane Construction, Inc.	5	\$243,720	CVE Builders	14	\$151,548
Benchmark Building & Dev. LLC	2	\$243,378	Choice Home Designs, Inc.	1	\$150,000
D & J Design	1	\$243,087	Pyramid Construction Co.	1	\$120,000
Renovation Nation LLC	1	\$241,139	Trond Darby	1	\$118,245
Rod Pieron	13	\$239,586	Habitat For Humanity of Huron Valley	1	\$82,000
Brighton Building Co., Inc.	1	\$239,461	Little Valley Homes	1	\$80,747
Lombardo Homes of SE Michigan	119	\$237,800	Jim Moss Construction Co.	1	\$80,000
Cameron Daniel McCormick	1	\$237,452	Cornerstone Construction	1	\$70,000
Norfolk Homes	32	\$237,072			

Builder Ranking by Square Footage

Using permit information where available

	# of starts with SF Data	Average SF			
Weir Building Company	1	8,060	Donnellon Custom Homes	2	2,987
SD Rollins Construction	1	7,520	Eddie Eakins	1	2,963
R.E. Gibbs Construction	2	7,163	Beechwood Building & Design	3	2,949
Peter Werner Deininger	1	7,130	Johnson Building Group	8	2,946
All Phaze Construction	1	6,678	Essex Homes, LLC	4	2,937
Antek Custom Building	2	6,503	Clearview Homes LLC	10	2,910
Integrity Builders & Land	1	5,966	Reutter Bros. Construction Inc.	3	2,898
Vistal Homes LLC	1	5,815	Pyramid Building Company, Inc.	1	2,893
Midpoint Construction	1	5,550	Telford Construction	1	2,892
Signature Group of Livingston	3	5,250	Doyle Homes Inc.	4	2,858
Meadowlark Builders, LLC	2	5,098	C. Haskins Building Services	2	2,835
Pinnacle Homes of Michigan	4	5,052	Belanger Builders, Inc.	5	2,820
Trowbridge Companies	1	4,810	Capital Construction Group LLC	63	2,803
Theodore Maguran	1	4,779	Pulte Homes of Michigan	64	2,764
Eagle Custom Homes Inc.	1	4,722	Master Builders Supply, Inc.	1	2,760
Genesis Custom Homes	2	4,438	Robert M. Smail, Builder	1	2,757
Cranbrook Custom Homes	9	4,415	Guenther Building Co.	36	2,742
Adaptive Building Solutions, LLC	1	4,412	Driftwood Construction Co. LLC	1	2,742
Main Street Homes	4	4,246	Larry Jack Edwards	1	2,726
Powers Building Group LLC	1	4,208	Runyan Bros. Construction Co.	2	2,720
Stone Hollow Properties	2	4,187	Sunny Homes Inc.	4	2,719
Construction Unlimited	1	4,126	Mike Miller Building Co. LLC	1	2,680
Terratek Custom Homes	2	4,104	Vantage Construction Co.	4	2,660
Brian Robards Custom Homes Inc.	1	4,016	Advance Craft Home Builders, Inc.	5	2,654
Mid Star Home Builders	1	4,015	Charles P. Schultz	1	2,652
Forward Design Build	1	4,013	WH Midwest LLC	4	2,645
Greystone Building Co.	1	4,003	PB & J Construction, Inc.	4	2,639
Steven Zukkor	1	4,000	Harris Homes	2	2,632
FMS Construction	1	3,985	T & B Construction	2	2,618
Bull Ridge Custom Homes LLC	1	3,876	Trademark Framing & Building	1	2,565
Hileman Construction Company	2	3,874	Summit Pointe Custom Homes LLC	1	2,564
Silver Hammer Carpentry	1	3,835	Jim Binder Building	1	2,555
Arbor's Custom Homes, LLC	1	3,804	D'Anna Construction Company	1	2,538
Ryson Homes LLC	2	3,757	Simon Building Company	3	2,522
Chris R. Smith	1	3,720	Gregorio LLC	1	2,500
William Blaine Calhoun	1	3,717	Hadley Home Builders	6	2,485
Briarstone Building, Inc.	1	3,675	Riemco Building Company	2	2,482
Comerstone Residential Group LLC	3	3,646	Pinkelman Custom Homes LLC	1	2,478
Brook Valley Homes	1	3,555	Ward Construction	2	2,473
Pennebaker Homes Inc.	1	3,545	Brian Kletzka	1	2,451
Villa Construction Inc.	1	3,495	Steve Shutt	1	2,447
William Kirsammer Custon Homes	1	3,488	Norfolk Homes	31	2,444
Hi Point Construction	3	3,448	Beacon Properties LLC	1	2,421
LA Construction Corp.	1	3,400	Mitch Harris Building Co.	19	2,400
Chestnut Development LLC	9	3,400	Homes By Josh Doyle	1	2,400
Dave Carroll Contracting	1	3,381	Keith Jones	1	2,396
Pulte Homes of Michigan	1	3,366	The Home Improvement Guy	1	2,393
Arcadia Homes Inc.	3	3,348	Homes by Josh Doyle	1	2,392
Comerstone Construction Services	1	3,323	Jeffrey Wedding	1	2,384
Craig Alan Residential	1	3,296	Indoor-Outdoor Remodeling	1	2,375
Deni Giannandrea	1	3,284	Queenan Construction Inc.	5	2,372
Tony Catner LLC	1	3,235	Rekon Corp.	1	2,369
JCJ Contracting, Inc.	1	3,227	Bruce Donovan Construction	4	2,369
LaSant Building, Inc.	2	3,226	Marc Owen Kremers	1	2,362
Steven J. Lucchesi, Inc.	1	3,200	Donnellon Custom Homes	1	2,359
Ronald Hessling	1	3,192	Homeowner	125	2,342
Toll Brothers	23	3,173	Ballard Builders, Inc.	2	2,340
Rotondo Construction Corporation	1	3,169	Canzano Building Companies	2	2,338
Artisan Home Builders	1	3,160	John Funchion	1	2,338
Zalewski Construction Co., Inc.	2	3,152	The Nielsen Group	1	2,331
Fairview Construction, Inc.	1	3,114	Mike Miller Building Co.	1	2,329
Lawrence Joseph Miner, Jr.	1	3,085	Top Choice Builders LLC	1	2,322
Healy Homes, LLC	2	3,076	Fireside Home Construction	2	2,311
Huron Contracting, LLC	1	3,074	Paul Elkow Building	23	2,266
Mintzer Building Co.	1	3,057	R.C. Winneur Construction Co.	3	2,266
Soave Properties Inc.	1	3,034	Certainty Construction	1	2,250
Jusino Building Company	1	3,025	M.J. Whelan Construction, Inc.	1	2,244
			Lombardo Homes of SE Michigan	86	2,244

Pytieski Brothers Building Inc.	1	2,234	D & J Design	1	1,800
Allen Edwin Homes	74	2,224	Trond Darby	1	1,800
First Choice Homes of MI	2	2,211	Little Valley Homes	1	1,800
Paddock Home Builders	4	2,198	Pyramid Construction Co.	1	1,800
Randall Schneider	1	2,186	Thomason Brothers Carpentry	1	1,800
Bison Building CO.	2	2,178	CVE Builders	8	1,763
Marhofer / Campbell Building Co., LLC	2	2,152	Gold Medal Building Co.	1	1,739
Joe Sattler Custom Builder	2	2,142	Renovation Nation LLC	1	1,736
Rhino Construction	1	2,137	JF Shewchuck Construction	1	1,724
Tony VanOyen Builders, Inc.	5	2,126	Mike Mallory	2	1,722
EBI Incorporated	1	2,126	Timothy Chouinard	1	1,702
Palo Homes Inc.	1	2,116	Rod Pieron	13	1,701
Poloski Construction Co.	8	2,108	Walz Developers LLC	1	1,700
Brad Wilson Construction, LLC	1	2,096	Clark Manufactured Homes	2	1,680
Glen Gillett	1	2,094	Cedar Brooke Homes Inc.	3	1,672
Jacob Combs	1	2,092	David M. Bair	3	1,668
Paschall Brothers Construction	1	2,083	KLA Development, Inc.	4	1,662
Tradition Construction, LLC	1	2,072	Blue Peninsula	1	1,660
Matthew Homes LLC	1	2,065	North Star Construction	1	1,630
Alpha Design + Build	1	2,064	Marshall Smith Builders	2	1,615
Wayne Homes of Michigan, LLC	2	2,059	JDM Building Company LLC	1	1,598
Legendary Homes, Inc.	3	2,045	Heinz Construction	1	1,595
M & M Homes, Inc.	1	2,040	Total Carpentry LLC	1	1,589
Per-Form Construction	1	2,037	Rajala & Sons Finishes	3	1,586
Wexford Homes	1	2,027	Donovan-Shiple LLC	1	1,580
Fielek Group Builders LLC	2	2,018	James Ridenour	2	1,579
Todd Millsbaugh Remodeling & Painting LLC	1	2,017	Wayne R. Parrott Jr.	2	1,573
Gheriani Construction	2	2,005	Craig Parsons	1	1,568
Frank M. Soave Builder, Inc.	2	2,003	CD Contracting LLC	1	1,560
Giancarlo Paterra	1	2,000	Ott Builders	1	1,558
SDS Building, Inc.	1	2,000	Construction Unlimited, Inc.	1	1,556
Peters Building Co.	7	1,986	Infinity Homes & Company	3	1,550
Kelly Sayers	1	1,981	Cynthia S. Caldwell	3	1,540
Dalton & Zick Builders	1	1,952	MBK Constructors Inc.	3	1,535
Chris Payne Construction	1	1,943	Crane Construction, Inc.	5	1,533
Brighton Building Co., Inc.	1	1,936	Wayne Munson	1	1,533
Jason Rose	1	1,925	Creekside Builders	1	1,512
Ann Arbor Builders, Inc.	4	1,909	Rick Pawson	1	1,504
Berry Custom Homes	1	1,908	Clark's Manufactured Homes	1	1,493
Timbercraft Homes, Inc.	1	1,908	DNA Advanced Renovation Inc.	1	1,456
Lee's Home Improvements LLC	2	1,905	Creative Design & Construction	1	1,440
Johnson Brothers Construction	1	1,900	Landmark Contractors	1	1,431
Slider Builders, Inc.	1	1,868	MA Designs Building Inc.	4	1,382
Cameron Daniel McCormick	1	1,863	Atlantis Homes LLC	1	1,376
Kensington Family Homes	4	1,862	West Branch Builders	1	1,368
Vettraino Homes Inc.	8	1,839	Advanced Builders	1	1,280
Benchmark Building & Dev. LLC	2	1,832	Lawrence Cameron	1	1,200
Robert Matthews	1	1,814	A-1 Homes & Development	1	1,144
Mitchell Building Company	4	1,801	Andrew M. Green	1	1,138
Bongero Construction	1	1,800			

New Builders

For the fourth quarter.

In this quarter Builder Track recorded the following "new" builders in the coverage area.
Some of these builders may have been active in other areas or active under another name.

Company Name and Address	# of permits	
Atlantis Homes LLC	612 S. Main St. Almont, MI 48003	1
William Blaine Calhoun	2336 22nd St. Wyandotte, MI 48192	1
Clark's Manufactured Homes	5365 E. Pickard St. Mt. Pleasant, MI 48858	1
DNA Advanced Renovation Inc.	11455 White Lake Rd. Fenton, MI 48430	1
Eagle Custom Homes Inc.	6475 Saw Bridge Ct. Grand Blanc, MI 49439	1
Larry Jack Edwards	3209 Farmbrook Ct. Ann Arbor, MI 48108	1
John Funchion	1086 Highland Dr. Tipton, MI 49787	1
The Home Improvement Guy	5894 Katie Lane Ann Arbor, MI 48105	1
Huntington Homes, LLC	30600 Northwestern Hwy., Ste. 403 Farmington Hills, MI	1
Integrity Builders & Land	3245 Paddock Lane Mt. Pleasant, MI 48858	1
JAG Home Builders LLC	11465 Clinton Rd. Rives Junction, MI 49277	1
Keith Jones	4336 High Vista Dr. Howell, MI 48843	1
Landmarc Building/Development Inc.	7530 Barnsbury Dr. West Bloomfield, MI 48324	1
Michican Valley Homes	11557 S. Brooklyn Rd. Brooklyn, MI 49230	1
Wayne Munson	1008 Olds Rd. Leslie, MI 49251	1
Kelly Sayers	5657 McDowell Rd. Lapeer, MI 48446	1