



**Kalamazoo/Allegan-Barry Area
QUARTERLY REPORT**

2nd Quarter Residential - 2018

Contents

Section I

At A Glance Charts

4

Section II

Home Start Information

Jurisdiction Summary Statistics	8
Builder Starts per Jurisdiction	10
Single Family Starts By Construction Value	14
Single Family Starts By Square Footage	16
Single Family Square Footage Average By County	17
Average Square Footage per Jurisdiction	18
Multi Family Starts	19
Remodels and Additions	20

Section III

Builder Information

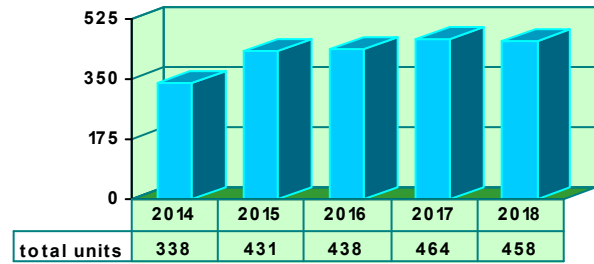
Builder Ranking Listing	23
Builder Average Construction Value	25
New Builders	26

SECTION I

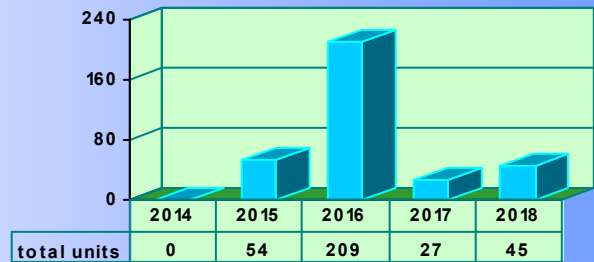
AT A GLANCE

Kalamazoo-Allegan-Barry Area

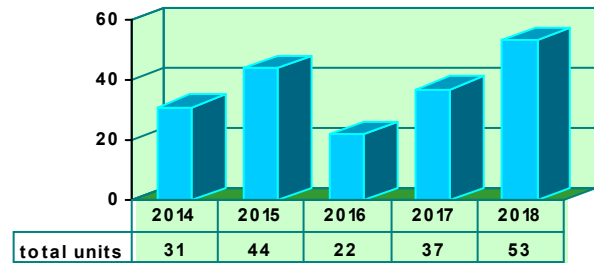
Single Family Home starts through the second quarter.



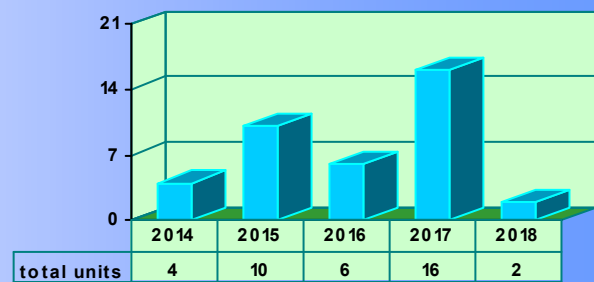
Apartment unit starts through second quarter.



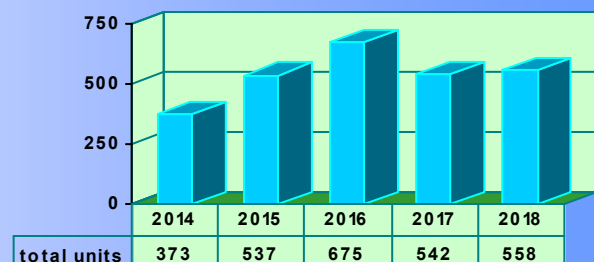
Condominium unit starts through the second quarter.



Duplex unit starts through the second quarter.

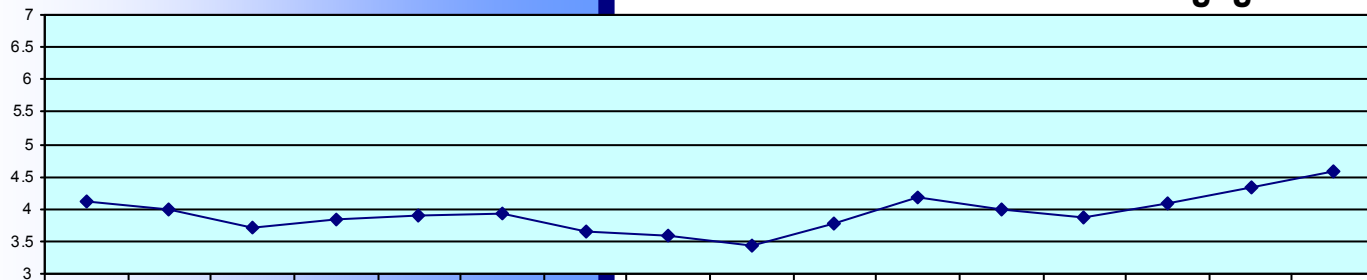


Total Living units through the second quarter.



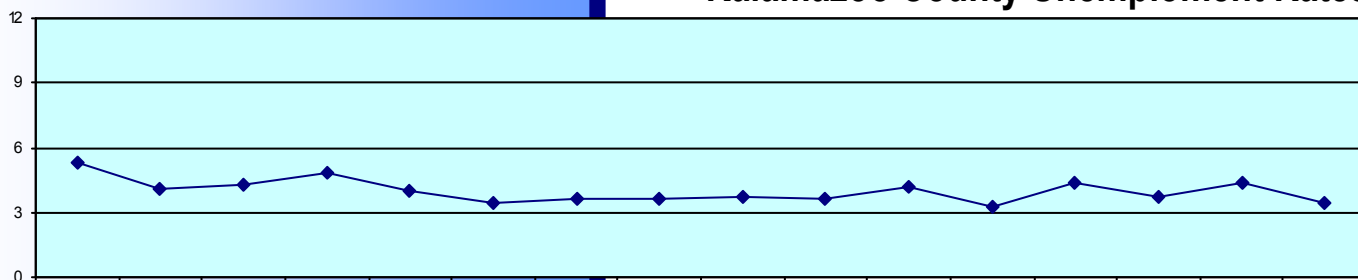
Unemployment And Mortgage Information

Fixed Mortgage Rates



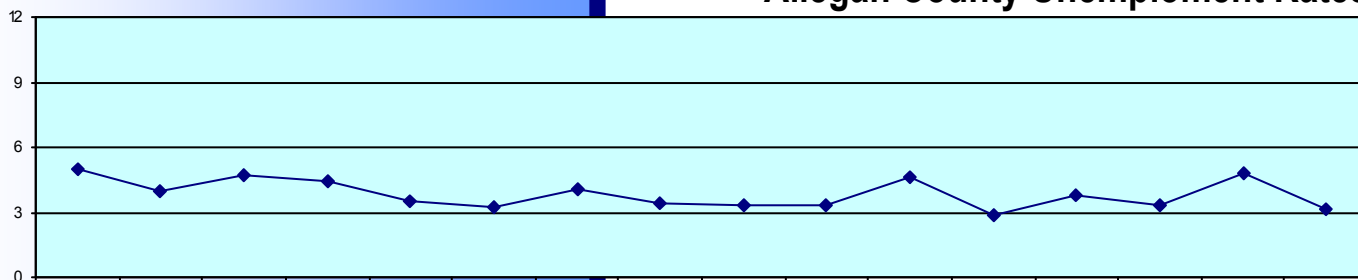
Rate	4.12	4	3.71	3.84	3.91	3.94	3.66	3.6	3.44	3.77	4.17	4	3.88	4.1	4.33	4.59
Date	Aug-14	Nov-14	Feb-15	May-15	Aug-15	Nov-15	Feb-16	May-16	Aug-16	Nov-16	Feb-17	May-17	Aug-17	Nov-17	Feb-18	May-18

Kalamazoo County Unemployment Rates



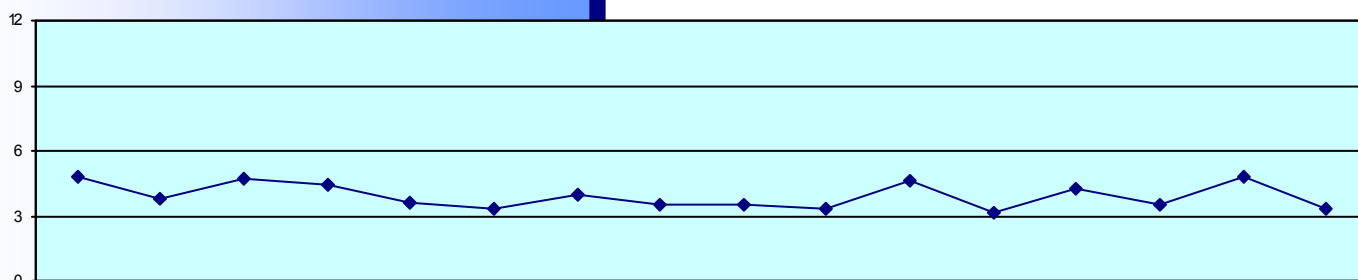
Rate	5.3	4.1	4.3	4.8	4	3.4	3.6	3.6	3.7	3.6	4.2	3.3	4.4	3.7	4.4	3.4
Date	Aug-14	Nov-14	Feb-15	May-15	Aug-15	Nov-15	Feb-16	May-16	Aug-16	Nov-16	Feb-17	May-17	Aug-17	Nov-17	Feb-18	May-18

Allegan County Unemployment Rates



Date	5	4	4.7	4.4	3.5	3.2	4.1	3.4	3.3	3.3	4.6	2.9	3.8	3.3	4.8	3.1
Rate	Aug-14	Nov-14	Feb-15	May-15	Aug-15	Nov-15	Feb-16	May-16	Aug-16	Nov-16	Feb-17	May-17	Aug-17	Nov-17	Feb-18	May-18

Barry County Unemployment Rates



Date	4.8	3.8	4.7	4.4	3.6	3.3	4	3.5	3.5	3.3	4.6	3.1	4.2	3.5	4.8	3.3
Rate	Aug-14	Nov-14	Feb-15	May-15	Aug-15	Nov-15	Feb-16	May-16	Aug-16	Nov-16	Feb-17	May-17	Aug-17	Nov-17	Feb-18	May-18

Single Family starts by quarter

	1st Quarter	2nd Quarter	3rd Quarter	4th Quarter
2009	102	115	182	130
2010	123	112	139	95
2011	96	127	135	117
2012	101	161	159	155
2013	116	203	249	198
2014	99	239	268	190
2015	159	273	265	251
2016	212	228	290	233
2017	207	260	311	215
2018	171	289		

Single Family starts by month

	Jan.	Feb.	Mar.	April	May	June	July	Aug.	Sept.	Oct.	Nov.	Dec.
2015	41	42	76	80	93	100	89	82	94	105	84	62
2016	58	77	77	73	84	71	96	92	102	95	85	53
2017	57	53	97	85	76	99	98	112	101	97	75	43
2018	44	52	75	97	90	102						

SECTION II

HOME START INFORMATION

Jurisdiction Summary Statistics

Single Family Starts
Through the second quarter.

Allegan County

	2018	2017	2016	2015	2014
Leighton	15	20	15	30	20
Laketown	12	11	11	13	12
Wayland Township	12	6	14	16	10
Dorr	12	15	15	15	7
Salem	11	20	11	12	9
Allegan Township	10	5	8		
Saugatuck Township	8	9	11	15	13
Ganges	8	4	6	6	6
Heath	8	11	11	6	10
Douglas	5	2	8	7	5
Trowbridge	4	1			3
Overisel	4	2	4	1	2
Otsego Township	4	5	3	6	5
Otsego City	4	3	3	2	2
Manlius	4	6	3	10	3
Gun Plain	4	2	3	9	4
Cheshire	4	3	1		
Martin	3	1	1	1	2
Monterey	2	5			1
Hopkins	2	1		1	2
Watson	2	1	6	2	3
Clyde	1	2	1		
Lee	1	4	4	3	1
Wayland City	1	1	5	9	7
Allegan City	1	1			
Fennville	1				1
Fillmore		1	3	5	3
Saugatuck City		5	4	3	1
Plainwell			2		
TOTAL	143	147	153	172	132

Barry County

	2018	2017	2016	2015	2014
Yankee Springs	22	13	17	16	8
Thornapple	16	16	13	11	6
Irving	12	19	14	3	4
Middleville	10	11	16	11	
Hastings City	8				
Rutland	8	2	2	3	2
Hastings Township	4	2		3	4
Hope	3				
Barry	3	4	5	3	1
Castleton	2			1	
Carlton	2	4	3	1	1
Baltimore	2	1	1	1	1
Johnstown	1	1	1	1	
Assyria	1	3	1		2
Freeport	1				
Orangeville	1	4	2	3	1
Prairieville	1	3	2		1
Woodland			1		
Maple Grove		1	1		1
Woodland Township		1			
TOTAL	97	85	79	57	32

Calhoun County

	2018	2017	2016	2015	2014
Battle Creek	6	3	1	5	2
Emmett	5	4		4	4
Bedford	3				
Homer	1	1			
Marengo Township		1	3	2	1
Convis Township					1
Athens			1		
Pennfield		1	3	2	3
TOTAL	15	10	8	13	11

Cass County

	2018	2017	2016	2015	2014
Marcellus Township	1		1		
TOTAL	1		1		

Kalamazoo County

	2018	2017	2016	2015	2014
Texas	30	30	37	43	35
Oshtemo	23	9	14	24	21
Kalamazoo City	20	17	4	6	5
Portage	18	20	21	15	19
Richland	11	4	14	18	26
Comstock	10	16	19	13	7
Ross	6	7	8	6	3
Schoolcraft Township	5	13	6	4	5
Pavilion	5	11	5	3	5
Vicksburg	4	9	14	14	3
Brady	3	4	6	3	2
Kalamazoo Township	1	14	3	5	4
Prairie Ronde	1		3	1	1
Climax	1				
Charleston	1	3	3		1
Wakeshma	1	2		1	1
Cooper		1	10	8	2
Pine Creek Reservation			2		
TOTAL	140	160	169	164	140

St. Joseph County

	2018	2017	2016	2015	2014
Sherman	3	5	4	2	3
Park	2	1	1		1
Lockport	1	4	1	1	2
Leonidas		1		1	
TOTAL	6	11	6	4	6

Van Buren County

	2018	2017	2016	2015	2014
Antwerp	18	29	8	3	5
Almena	12				
South Haven City	12	7	5	5	6
South Haven Township	10	9	3	3	
Pine Grove	2	2	1	2	1
Waverly	1	1	1		
Paw Paw Township	1	1	1	3	4
Lawrence		2	3	3	1
TOTAL	56	51	22	19	17

Builder Starts per Jurisdiction

YTD through the second quarter.

Single Family Starts per Jurisdiction. Ranked by Builder.

Alleghen County

Alleghen City		low	high	average
Randall Haan	1	144,666	144,666	144,666
TOTAL	1			

Alleghen Township		low	high	average
Don Anthony Builders LLC	4	150,000	220,000	167,500
Nyhof Homes Inc.	2	160,000	200,000	180,000
Geers Bros. Builders	1	450,000	450,000	450,000
Homeowner	1	320,000	320,000	320,000
Kruihoff Building Company	1	105,000	105,000	105,000
Matthew Nyhof Homes LLC	1	110,000	110,000	110,000
TOTAL	10			

Cheshire		low	high	average
Boerman Home Center	1	27,450	27,450	27,450
Heritage Custom Builders	1	277,772	277,772	277,772
Homeowner	1	90,000	90,000	90,000
Johnson Home Builders	1	325,000	325,000	325,000
TOTAL	4			

Clyde		low	high	average
Rick Perry Builders	1	200,000	200,000	200,000
TOTAL	1			

Dorr		low	high	average
Homeowner	3	140,000	297,000	237,333
Classic Home Construction	1	200,000	200,000	200,000
Gary Godley	1	140,000	140,000	140,000
Highline Homes LLC	1	160,000	160,000	160,000
Lakeside Homes & Land, Inc.	1	275,375	275,375	275,375
Myers Builders	1	288,000	288,000	288,000
Myers Builders, Inc.	1	200,000	200,000	200,000
Mark Scholten	1	475,000	475,000	475,000
Tri-Star Excavating & Construction,	1	160,000	160,000	160,000
TruBuilt Builders LLC	1	500,000	500,000	500,000
TOTAL	12			

Douglas		low	high	average
Allen Edwin Homes	5	241,131	268,580	258,064
TOTAL	5			

Fennville		low	high	average
Homeowner	1	175,000	175,000	175,000
TOTAL	1			

Ganges		low	high	average
42 North Custom Homes	2	315,000	410,000	362,500
Pete Bierd Construction	1	103,815	103,815	103,815
Bouwkamp Builders	1	1,250,000	1,250,000	1,250,000
Rod Obbink Builders Inc.	1	660,000	660,000	660,000
RHC Contracting LLC	1	103,250	103,250	103,250
Mike Schaap Builders Inc.	1	1,320,000	1,320,000	1,320,000
Troxel Custom Homes	1	332,134	332,134	332,134
TOTAL	8			

Gun Plain		low	high	average
Homeowner	2	140,000	190,000	165,000
Tim Crookston	1	215,000	215,000	215,000
RHC Contracting LLC	1	172,000	172,000	172,000
TOTAL	4			

Heath		low	high	average
Nick Karsten	2	260,000	260,000	260,000
Homeowner	1	200,000	200,000	200,000
North Cove Builders LLC	1	318,250	318,250	318,250
Nyhof Homes Inc.	1	100,000	100,000	100,000
Matthew Nyhof Homes LLC	1	240,000	240,000	240,000
Premier Home Builders, LLC	1	205,000	205,000	205,000
Ridgeline Homes Inc.	1	309,000	309,000	309,000
TOTAL	8			

Hopkins		low	high	average
Rick Perry Builders	1	436,914	436,914	436,914
Mark VanVolkinburg	1	130,000	130,000	130,000
TOTAL	2			

Laketown		low	high	average
Custom Concrete Inc.	3	210,000	580,000	333,333
T2 Construction Management	3	125,000	125,000	125,000
Bouwkamp Builders	1	800,000	800,000	800,000
Scott Christopher Homes, Inc.	1	100,000	100,000	100,000
CL Construction Inc.	1	1,107,523	1,107,523	1,107,523
Eagle Creek Homes	1	370,000	370,000	370,000
Doug Geerlings Builders LLC	1	506,000	506,000	506,000
Spaces Designer Homes, LLC	1	299,000	299,000	299,000
TOTAL	12			

Lee		low	high	average
American Living Inc.	1	220,000	220,000	220,000
TOTAL	1			

Leighton		low	high	average
Sable Developing	8	160,000	270,000	209,375
Homeowner	2	157,214	300,000	228,607
Carlson, Inc.	1	275,000	275,000	275,000
DK Homes, LLC	1	305,000	305,000	305,000
JDH Custom Homes	1	380,000	380,000	380,000
Sherwood Custom Homes, LLC	1	350,000	350,000	350,000
VK Builders	1	225,000	225,000	225,000
TOTAL	15			

Manlius		low	high	average
Homeowner	3	100,000	340,689	196,896
Wedeven Bros. Construction	1	150,000	150,000	150,000
TOTAL	4			

Martin		low	high	average
Homeowner	1	300,000	300,000	300,000
John Scholten	1	127,520	127,520	127,520
Wagner Builders, Inc.	1	295,000	295,000	295,000
TOTAL	3			

Monterey		low	high	average
Homeowner	1	80,000	80,000	80,000
Johnson Home Builders	1	160,000	160,000	160,000
TOTAL	2			

Otsego City		low	high	average
Barber Construction	1	220,000	220,000	220,000
Beard Construction Inc.	1	180,000	180,000	180,000
Hassie Builders	1	150,000	150,000	150,000
Creg Kugelard Construction	1	300,000	300,000	300,000
TOTAL	4			

Otsego Township		low	high	average
Homeowner	3	100,000	400,000	226,667
Thomas Salmon	1	150,000	150,000	150,000
TOTAL	4			

Overisel		low	high	average
Baumann Building, Inc.	1	209,385	209,385	209,385
Lyle Brower	1	240,000	240,000	240,000
Jason Thompson	1	280,000	280,000	280,000
Tri-Star Excavating & Construction,	1	160,000	160,000	160,000
TOTAL	4			

Salem		low	high	average
Homeowner	2	160,000	260,000	210,000
Triple K Properties	2	120,000	135,000	127,500
Dorr Building & Plumbing	1	195,000	195,000	195,000
Hillcrest Construction, Inc.	1	305,000	305,000	305,000
Livingston Homes of West Michigan	1	334,000	334,000	334,000
Lown Homes	1	410,000	410,000	410,000
Tim Mulder	1	100,000	100,000	100,000
Matthew Nyhof Homes LLC	1	216,000	216,000	216,000
Paul Rewa	1	180,000	180,000	180,000
TOTAL	11			

Saugatuck Township		low	high	average
Cottage Home Inc.	2	1,000,000	1,200,000	1,100,000
Homeowner	2	220,000	375,000	297,500
42 North Custom Homes	1	450,000	450,000	450,000
T. Bosgraaf Homes	1	220,000	220,000	220,000
Timberidge Enterprises	1	180,000	180,000	180,000
Wedeven Bros. Construction	1	138,250	138,250	138,250
TOTAL	8			

Trowbridge		low	high	average
Homeowner	1	170,000	170,000	170,000
Tim Johnson	1	525,000	525,000	525,000
Kuster Building & Design LLC	1	180,000	180,000	180,000
RHC Contracting LLC	1	152,000	152,000	152,000
TOTAL	4			

Watson		low	high	average
Homeowner	1	280,000	280,000	280,000
Paul Rewa	1	364,700	364,700	364,700
TOTAL	2			

Wayland City		low	high	average
William Scobey	1	285,000	285,000	285,000
TOTAL	1			

Wayland Township		low	high	average
Sable Developing	4	170,000	218,000	198,250
Homeowner	2	133,056	350,000	241,528
Geers Bros. Builders	1	280,000	280,000	280,000
W. Pennings & Sons, Inc.	1	166,000	166,000	166,000
Rick Perry Builders	1	284,000	284,000	284,000
Mark Scholten	1	160,000	160,000	160,000
Douglas Sumner	1	275,000	275,000	275,000
Tri-Star Excavating & Construction,	1	170,000	170,000	170,000
TOTAL	12			

Barry County

Assyria		low	high	average
Homeowner	1	150,000	150,000	150,000
TOTAL	1			

Baltimore		low	high	average
Homeowner	1	100,000	100,000	100,000
James L. Peterson	1	285,000	285,000	285,000
TOTAL	2			

Barry		low	high	average
Travis Ferris	1	170,000	170,000	170,000
Homeowner	1	120,000	120,000	120,000
Jeff VanDyke Building &	1	200,000	200,000	200,000
TOTAL	3			

Carlton		low	high	average
Ken Steele	1	186,748	186,748	186,748
Stowell Builders LLC	1	300,000	300,000	300,000
TOTAL	2			

Castleton		low	high	average
Homeowner	1	203,000	203,000	203,000
Nurenberg Homes	1	185,000	185,000	185,000
TOTAL	2			

Freeport		low	high	average
Homeowner	1	240,000	240,000	240,000
TOTAL	1			

Hastings City		low	high	average
Allen Edwin Homes	4	215,000	215,000	215,000
Michigan Dutch Barns	2	210,000	225,000	217,500
T. Bosgraaf Homes	1	220,000	220,000	220,000
Tony Coughlin	1	150,000	150,000	150,000
TOTAL	8			

Hastings Township		low	high	average
Homeowner	4	75,000	200,000	132,750
TOTAL	4			

Hope		low	high	average
Homeowner	2	200,000	250,000	225,000
Gootjes Builders	1	375,000	375,000	375,000
TOTAL	3			

Irving		low	high	average
Sable Developing	8	160,000	230,000	194,625
Boverhof Builders	1	252,000	252,000	252,000
Homeowner	1	180,000	180,000	180,000
Greg Lydy	1	210,000	210,000	210,000
Poortenga Builders	1	170,000	170,000	170,000
TOTAL	12			

Johnstown		low	high	average
Michael Presley	1	106,000	106,000	106,000
TOTAL	1			

Middleville		low	high	average
Allen Edwin Homes	6	219,716	229,058	223,294
Jonathan Sterk	3	185,000	197,000	190,667
Stedfast Construction	1	144,500	144,500	144,500
TOTAL	10			

Orangeville		low	high	average
Greg Lydy	1	220,000	220,000	220,000
TOTAL	1			

Prairieville		low	high	average
Eaglecrest Homes Inc.	1	440,000	440,000	440,000
TOTAL	1			

Rutland		low	high	average
Coral Homes Inc.	2	260,000	260,000	260,000
Homeowner	2	80,000	300,000	190,000
Engelsma Homes LLC	1	350,000	350,000	350,000
Habitat for Humanity Barry County	1			
Barry Howell	1	325,000	325,000	325,000
Winebrenner Construction	1	225,000	225,000	225,000
TOTAL	8			

Thornapple		low	high	average
Homeowner	3	150,000	225,000	196,540
Daniel Boverhof	2	200,000	200,000	200,000
RDI Companies	2	210,000	450,000	330,000
James Thorne	2	260,000	270,000	265,000
Coral Homes Inc.	1	270,000	270,000	270,000
Excel Builders Inc.	1	420,000	420,000	420,000
Heartland Builders, LLC	1	440,000	440,000	440,000
Rick Perry Builders	1	258,796	258,796	258,796
Kyle Ratering	1	325,000	325,000	325,000
TFC Inc.	1	167,964	167,964	167,964
Dan Vis Builder	1	1,000,000	1,000,000	1,000,000
TOTAL	16			

Yankee Springs		low	high	average
Allen Edwin Homes	7	240,885	409,370	292,724
Homeowner	2	225,000	275,000	250,000
Hullinger Construction	2	112,000	416,000	264,000
Sable Developing	2	160,000	175,000	167,500
Brian Appel	1	200,000	200,000	200,000
Randy Burri	1	225,000	225,000	225,000
Dusendang Custom Homes	1	400,000	400,000	400,000
Koval, Inc.	1	270,000	270,000	270,000
PR Builders	1	275,141	275,141	275,141
Romig Custom Homes	1	240,000	240,000	240,000
Schultz Builders, LLC	1	250,000	250,000	250,000
Sherwood Custom Homes, LLC	1	400,000	400,000	400,000
Douglas M. Terpstra	1	237,691	237,691	237,691
TOTAL	22			

Calhoun County

Battle Creek		low	high	average
Stetler Built Homes, Inc.	3	180,000	230,000	201,733
Allen Edwin Homes	2	259,976	271,955	265,966
Frohm Modular Homes	1	147,700	147,700	147,700
TOTAL	6			

Bedford		low	high	average
A-1 Homes & Development	1			
Mick Iden Construction	1			
John Zacharski Builders, Inc.	1			
TOTAL	3			

Emmett		low	high	average
Gutsue Builders	1	300,000	300,000	300,000
Homeowner	1	130,000	130,000	130,000
Mick Iden Construction	1	300,000	300,000	300,000
Olmstead Construction	1	165,000	165,000	165,000
Shamrock Builders	1	196,500	196,500	196,500
TOTAL	5			

Homer		low	high	average
Homeowner	1	95,000	95,000	95,000
TOTAL	1			

Pennfield		low	high	average
Russell Baker	1	150,000	150,000	150,000
TOTAL	1			

Cass County

Marcellus Township		low	high	average
Leon J. Shetler	1	255,000	255,000	255,000
TOTAL	1			

Kalamazoo County

Brady		low	high	average
Glas Associates Inc.	2	600,000	900,000	750,000
Homeowner	1	300,000	300,000	300,000
TOTAL	3			

Charleston		low	high	average
Randall Margraves	1	474,271	474,271	474,271
TOTAL	1			

Climax		low	high	average
Randall Margraves	1			
TOTAL	1			

Comstock		low	high	average
Allen Edwin Homes	5	221,420	258,858	240,543
Andrew Backes Building &	1	251,897	251,897	251,897
Cody's Quality Builders	1	164,664	164,664	164,664
Homeowner	1	282,000	282,000	282,000
Martz Home Builders, LLC	1	236,762	236,762	236,762
R. VanBruggen	1	254,398	254,398	254,398
TOTAL	10			

Kalamazoo City		low	high	average
American Village Builders	16	149,158	350,000	233,705
Homeowner	1	106,780	106,780	106,780
Kozar Construction	1	328,000	328,000	328,000
Martz Home Builders, LLC	1	178,000	178,000	178,000
Powell Custom Homes LLC	1	218,090	218,090	218,090
TOTAL	20			

Kalamazoo Township		low	high	average
King Home Builders	1	264,414	264,414	264,414
TOTAL	1			

Oshtemo		low	high	average
Allen Edwin Homes	9	237,100	309,600	262,978
Redstone Homes	3	215,100	215,100	215,100
Visser Construction LLC	2	216,000	499,500	357,750
American Village Builders	1	282,700	282,700	282,700
Bates Carpentry	1	273,000	273,000	273,000
Berchiatti Homes	1	310,700	310,700	310,700
Homeowner	1	174,000	174,000	174,000
Albert Huntley	1	145,000	145,000	145,000
Louwaert Custom Homes, LLC	1	350,000	350,000	350,000
Lutz Construction	1	223,900	223,900	223,900
Martz Home Builders, LLC	1	216,000	216,000	216,000
RHC Contracting LLC	1	196,800	196,800	196,800
TOTAL	23			

Pavilion		low	high	average
Comerstone Construction &	3	281,000	370,000	310,667
Allen Edwin Homes	1	541,000	541,000	541,000
Building Dreams Construction	1	448,000	448,000	448,000
TOTAL	5			

Portage		low	high	average
Allen Edwin Homes	7	193,575	281,491	249,202
Paul Abueva	1	336,509	336,509	336,509
Baas Builders	1	183,672	183,672	183,672
Before & After Homes	1	245,978	245,978	245,978
Greg Crawford Construction LLC	1	377,676	377,676	377,676
Kalamazoo Valley Habitat for	1	112,834	112,834	112,834
Paul Kolenko	1	287,124	287,124	287,124
Martz Home Builders, LLC	1	174,179	174,179	174,179
Roberts Built Homes	1	212,918	212,918	212,918
Jim Roberts Construction, Inc.	1	366,178	366,178	366,178
Simmons Home Builders Inc.	1	232,803	232,803	232,803
R. VanDyke Building & Remodeling	1	365,138	365,138	365,138
TOTAL	18			

Prairie Ronde		low	high	average
CJN Carpentry LLC	1	235,000	235,000	235,000
TOTAL	1			

Richland		low	high	average
Watts Construction	5	233,000	310,000	271,300
Comerstone Construction &	2	328,000	370,000	349,000
Homeowner	2	356,500	571,000	463,750
Engelwood Home Builders, Inc.	1	295,000	295,000	295,000
Visser Construction LLC	1	459,500	459,500	459,500
TOTAL	11			

Ross		low	high	average
Randall Margraves	2	303,503	460,608	382,056
American Village Builders	1	91,059	91,059	91,059
Comerstone Construction &	1	259,479	259,479	259,479
Larry Kotarak	1	252,964	252,964	252,964
Todd R. Modderman	1	185,599	185,599	185,599
TOTAL	6			

Schoolcraft Township		low	high	average
Fred Bean & Son Builders Inc.	2	200,000	301,000	250,500
A-1 Homes & Development	1	180,000	180,000	180,000
Allen Edwin Homes	1	246,881	246,881	246,881
BKB Construction LLC	1	255,320	255,320	255,320
TOTAL	5			

Texas		low	high	average
Allen Edwin Homes	19	203,422	378,816	277,901
KLH Custom Homes	2	385,490	408,465	396,978
American Village Builders	1	257,291	257,291	257,291
Brausch Builders	1	275,911	275,911	275,911
DeVries & Onderlinde Builders Inc.	1	340,000	340,000	340,000
Homeowner	1	394,450	394,450	394,450
Lutz Construction	1	327,244	327,244	327,244
Martz Home Builders, LLC	1	196,766	196,766	196,766
Smoker Builders Inc.	1	200,498	200,498	200,498
James VanHorn	1	147,560	147,560	147,560
Steve Visser Construction LLC	1	172,890	172,890	172,890
Westwood Construction	1	260,800	260,800	260,800
TOTAL	31			

Vicksburg		low	high	average
Allen Edwin Homes	2	367,000	390,000	378,500
Greg Fuller Construction	2	175,000	230,000	202,500
TOTAL	4			

Wakeshma		low	high	average
Homeowner	1	325,000	325,000	325,000
TOTAL	1			

St. Joseph County

Lockport		low	high	average
RHC Contracting LLC	1	140,000	140,000	140,000
TOTAL	1			

Park		low	high	average
Benchmark Building & Dev. LLC	1	321,698	321,698	321,698
Homeowner	1	110,000	110,000	110,000
TOTAL	2			

Sherman		low	high	average
Homeowner	1	160,000	160,000	160,000
Fred Michael Mazzoni	1	275,000	275,000	275,000
David Munn Custom Builder LLC	1	700,000	700,000	700,000
TOTAL	3			

Van Buren County

Almena		low	high	average
Powell Custom Homes LLC	6	225,000	380,000	305,833
Advanced Design Services	1	175,000	175,000	175,000
Berchiatti Homes	1	350,000	350,000	350,000
Central Construction	1	140,000	140,000	140,000
Lehto Custom Construction	1	150,000	150,000	150,000
RHC Contracting LLC	1	90,000	90,000	90,000
Jim Roberts Construction, Inc.	1	325,000	325,000	325,000
TOTAL	12			

Antwerp		low	high	average
Allen Edwin Homes	9	207,955	252,030	225,768
Homeowner	3	190,000	275,100	238,367
Before & After Homes	1	255,363	255,363	255,363
Berchiatti Homes	1	400,000	400,000	400,000
Kuster Building & Design LLC	1	180,000	180,000	180,000
Lutz Construction	1	350,000	350,000	350,000
Kevin Mann	1	500,000	500,000	500,000
Powell Custom Homes LLC	1	300,000	300,000	300,000
TOTAL	18			

Paw Paw Township		low	high	average
Randall Margraves	1	250,640	250,640	250,640
TOTAL	1			

Pine Grove		low	high	average
Coopmans Construction	1	298,450	298,450	298,450
RHC Contracting LLC	1	200,000	200,000	200,000
TOTAL	2			

South Haven City		low	high	average
Allen Edwin Homes	9	296,930	454,640	389,150
Olson Brothers Co.	2	149,800	149,800	149,800
Baumann Building, Inc.	1	288,896	288,896	288,896
TOTAL	12			

South Haven Township		low	high	average
Allen Edwin Homes	4	217,811	326,315	269,659
RHC Contracting LLC	3	170,000	235,000	203,333
Heritage Custom Builders	1	172,483	172,483	172,483
Tim Johnson	1	285,000	285,000	285,000
Matrix Construction Inc.	1	660,000	660,000	660,000
TOTAL	10			

Waverly		low	high	average
Prime Homes LLC	1	225,000	225,000	225,000
TOTAL	1			

Single Family Home Starts by Construction Value

Through the second quarter.

Allegan County

<i>Values (in thousands)</i>	Under 100	100 to 149	150 to 199	200 to 299	300 to 499	500 +
Allegan City		1				
Allegan Township		2	4	2	2	
Cheshire	1			1	1	
Clyde				1		
Dorr		2	2	6	1	1
Douglas				5		
Fennville			1			
Ganges		2			3	3
Gun Plain		1	2	1		
Heath		1		5	2	
Hopkins		1			1	
Laketown		4		3	1	4
Lee				1		
Leighton			4	7	4	
Manlius		1	2		1	
Martin		1		1	1	
Monterey	1		1			
Otsego City			2	1	1	
Otsego Township		1	2		1	
Overisel			1	3		
Salem		3	3	2	3	
Saugatuck Township		1	1	2	2	2
Trowbridge			3			1
Watson				1	1	
Wayland City				1		
Wayland Township		1	5	5	1	
County Totals	2	22	33	48	26	11
% of Total:	1.4%	15.5%	23.2%	33.8%	18.3%	7.7%

Barry County

<i>Values (in thousands)</i>	Under 100	100 to 149	150 to 199	200 to 299	300 to 499	500 +
Assyria			1			
Baltimore		1		1		
Barry		1	1	1		
Carlton			1		1	
Castleton			1	1		
Freeport				1		
Hastings City			1	7		
Hastings Township	1	1	1	1		
Hope				2	1	
Irving			6	6		
Johnstown		1				
Middleville		1	3	6		
Orangeville				1		
Prairieville					1	
Rutland	1			2	3	
Thornapple			2	9	4	1
Yankee Springs		1	2	14	5	
County Totals	2	6	19	52	15	1
% of Total:	2.1%	6.3%	20.0%	54.7%	15.8%	1.1%

Calhoun County

<i>Values (in thousands)</i>	Under 100	100 to 149	150 to 199	200 to 299	300 to 499	500 +
Battle Creek		1	2	3		
Emmett		1	2		2	
Homer	1					
Pennfield			1			
County Totals	1	2	5	3	2	
% of Total:	7.7%	15.4%	38.5%	23.1%	15.4%	

Cass County

<i>Values (in thousands)</i>	Under 100	100 to 149	150 to 199	200 to 299	300 to 499	500 +
Marcellus Township				1		
County Totals				1		
% of Total:				100.0%		

Kalamazoo County

<i>Values (in thousands)</i>	Under 100	100 to 149	150 to 199	200 to 299	300 to 499	500 +
Brady					1	2
Charleston					1	
Comstock			1	9		
Kalamazoo City		5	5	5	5	
Kalamazoo Township				1		
Oshtemo		1	2	15	5	
Pavilion				2	2	1
Portage		1	3	10	4	
Prairie Ronde				1		
Richland				5	5	1
Ross	1		1	2	2	
Schoolcraft Township			1	3	1	
Texas		1	2	17	11	
Vicksburg			1	1	2	
Wakeshma					1	
County Totals	1	8	16	71	40	4
% of Total:	0.7%	5.7%	11.4%	50.7%	28.6%	2.9%

St. Joseph County

<i>Values (in thousands)</i>	Under 100	100 to 149	150 to 199	200 to 299	300 to 499	500 +
Lockport		1				
Park		1			1	
Sherman			1	1		1
County Totals		2	1	1	1	1
% of Total:		33.3%	16.7%	16.7%	16.7%	16.7%

Van Buren County

<i>Values (in thousands)</i>	Under 100	100 to 149	150 to 199	200 to 299	300 to 499	500 +
Almena	1	1	2	1	7	
Antwerp			2	12	3	1
Paw Paw Township				1		
Pine Grove				2		
South Haven City		2		2	8	
South Haven Township			2	6	1	1
Waverly				1		
County Totals	1	3	6	25	19	2
% of Total:	1.8%	5.4%	10.7%	44.6%	33.9%	3.6%

Single Family Home Starts by Square Footage

Through the second quarter.

Allegan County

<i>Square Footage</i>	Under 1200	1200 to 1799	1800 to 2399	2400 to 3000	3000 to 3999	4000 to 4999	5000 +
Allegan City		1					
Allegan Township	2	6	1		1		
Cheshire		2	1	1			
Clyde		1					
Dorr	1	6		4		1	
Douglas			4	1			
Fennville				1			
Ganges	1	2	1	1	1	1	1
Gun Plain		2	1	1			
Heath	1	1	4	2			
Hopkins		1			1		
Laketown		1					
Lee			1				
Leighton		1	10	1	3		
Manlius	1	2			1		
Martin		1		2			
Monterey	1						
Otsego City	1	2	1				
Otsego Township	1	1	1		1		
Overisel		3	1				
Salem	2	4	2	1	2		
Saugatuck Township		1	1	1			1
Trowbridge	1	1	1			1	
Watson		1			1		
Wayland City			1				
Wayland Township	2	5	4		1		
COUNTY TOTALS	14	45	35	16	12	3	2
% of total:	11.0%	35.4%	27.6%	12.6%	9.4%	2.4%	1.6%

Barry County

<i>Square Footage</i>	Under 1200	1200 to 1799	1800 to 2399	2400 to 3000	3000 to 3999	4000 to 4999	5000 +
Assyria				1			
Baltimore		1	1				
Barry		2	1				
Carlton	1	1					
Castleton		2					
Freeport			1				
Hastings City		4	3	1			
Hastings Township		2		1	1		
Hope			1	1	1		
Irving	2	2	7	1			
Johnstown		1					
Middleville		3	6				1
Orangeville		1					
Prairieville				1			
Rutland		1		4			
Thornapple		3	5	2	3	2	1
Yankee Springs	1	9	7	4	1		
COUNTY TOTALS	4	32	32	16	6	2	2
% of total:	4.3%	34.0%	34.0%	17.0%	6.4%	2.1%	2.1%

Calhoun County

	<i>Square Footage</i>	Under 1200	1200 to 1799	1800 to 2399	2400 to 3000	3000 to 3999	4000 to 4999	5000 +
Battle Creek						3		
Emmett			3		1	1		
Homer				1				
COUNTY TOTALS			3	1	1	4		
% of total:			33.3%	11.1%	11.1%	44.4%		

Kalamazoo County

	<i>Square Footage</i>	Under 1200	1200 to 1799	1800 to 2399	2400 to 3000	3000 to 3999	4000 to 4999	5000 +
Brady				1			1	1
Charleston							1	
Climax					1			
Comstock			2	8				
Kalamazoo City		1	7	10	1			
Oshtemo		1	4	12	3	2		
Portage		1	3	8	5	1		
Prairie Ronde					1			
Ross		2		1	1	1		
Schoolcraft Township			2	2	1			
Wakeshma						1		
COUNTY TOTALS		5	18	42	13	5	2	1
% of total:		5.8%	20.9%	48.8%	15.1%	5.8%	2.3%	1.2%

St. Joseph County

	<i>Square Footage</i>	Under 1200	1200 to 1799	1800 to 2399	2400 to 3000	3000 to 3999	4000 to 4999	5000 +
Lockport			1					
Park		1		1				
Sherman				1	1			1
COUNTY TOTALS		1	1	2	1			1
% of total:		16.7%	16.7%	33.3%	16.7%			16.7%

Van Buren County

	<i>Square Footage</i>	Under 1200	1200 to 1799	1800 to 2399	2400 to 3000	3000 to 3999	4000 to 4999	5000 +
Almena			2			2		
Antwerp			4	2	5	1	1	
Paw Paw Township			1					
Pine Grove			1		1			
South Haven Township		1	2	3	1		1	
Waverly			1					
COUNTY TOTALS		1	11	5	7	3	2	
% of total:		3.4%	37.9%	17.2%	24.1%	10.3%	6.9%	

Square Footage Average by County

	2018	2017	2016	2015	2014
Allegan	2134	2028	2244	2227	2212
Barry	2194	2082	1907	2123	2080
Kalamazoo	2128	2288	2287	2236	2536

Average Square Footage per Jurisdiction

Average Square Footage for homes built through the 2nd quarter.

Information in some jurisdictions is from a limited sample and will be less reliable than large samples. Sample size is listed.

	Average finished square footage listed on building permits	Total homes in sample		
Allegan County			Calhoun County	
Saugatuck Township	4721	4	Battle Creek	3317 3
Ganges	2900	8	Emmett	2155 5
Fennville	2504	1	Homer	2048 1
Martin	2440	3	Kalamazoo County	
Watson	2407	2	Charleston	4415 1
Hopkins	2343	2	Brady	4110 3
Leighton	2321	15	Wakeshma	3390 1
Trowbridge	2250	4	Prairie Ronde	2628 1
Dorr	2141	12	Climax	2419 1
Douglas	2141	5	Portage	2232 18
Salem	2035	11	Oshtemo	2113 22
Lee	2000	1	Schoolcraft Township	1953 5
Heath	1997	8	Ross	1884 5
Otsego Township	1953	4	Comstock	1864 10
Wayland City	1940	1	Kalamazoo City	1757 19
Manlius	1926	4	St. Joseph County	
Gun Plain	1888	4	Sherman	3467 3
Wayland Township	1880	12	Park	1546 2
Cheshire	1864	4	Lockport	1512 1
Overisel	1717	4	Van Buren County	
Allegan Township	1596	10	Antwerp	2420 13
Laketown	1568	1	Almena	2386 4
Otsego City	1533	4	Pine Grove	2209 2
Clyde	1340	1	South Haven Township	2191 8
Allegan City	1280	1	Paw Paw Township	1680 1
Monterey	899	1	Waverly	1605 1
Barry County				
Hope	2949	3		
Thornapple	2780	16		
Assyria	2654	1		
Prairieville	2628	1		
Middleville	2441	10		
Rutland	2413	5		
Hastings Township	2359	4		
Yankee Springs	2028	22		
Freeport	2005	1		
Baltimore	1917	2		
Irving	1876	12		
Hastings City	1835	8		
Orangeville	1700	1		
Barry	1680	3		
Castleton	1531	2		
Johnstown	1480	1		
Carlton	1386	2		

Multifamily Starts

Through the second quarter.

Apartments

Allegan County	units	
Allegan City		
Creg Kugelard Construction		
118 Locust	7	
		<i>Total Units for Jurisdiction</i>
	7	
		<i>Total Units for County</i>
	7	
Kalamazoo County	units	
Kalamazoo City		
Cornerstone Construction Management		
4525 West Main St.	38	
		<i>Total Units for Jurisdiction</i>
	38	
		<i>Total Units for County</i>
	38	

Condominiums

Allegan County	units	
Heath		
T2 Construction Management		
3485, 87, 89 South Riverwalk	3	
4480, 82 Meadow Pond Way	2	
		<i>Total Units for Jurisdiction</i>
	5	
Otsego Township		
Meiste Homes		
2124, 26 Petoskey Dr.	2	
		<i>Total Units for Jurisdiction</i>
	2	
Salem		
RDI Companies		
2844, 46 Westwood Ct.	2	
		<i>Total Units for Jurisdiction</i>
	2	
		<i>Total Units for County</i>
	9	
Kalamazoo County	units	
Comstock		
Watts Construction		
2540, 60 Hunters Pond	2	
		<i>Total Units for Jurisdiction</i>
	2	
Kalamazoo City		
American Village Builders		
3867, 75, 83 Wetherington Point	3	
		<i>Total Units for Jurisdiction</i>
	3	
Oshtemo		
Redstone Homes		
1243, 45, 47, 49 South Village Dr.	4	
5363, 65, 67 Penrose Lane	3	
		<i>Total Units for Jurisdiction</i>
	7	
Portage		
American Village Builders		
8246, 50 Slate Stone Circle	2	
8270, 74 Flat Rock Ridge	2	
Prime Homes LLC		
8019, 25, 31, 39 Sielle Path	4	
8020, 30 Sielle Path	2	
8045, 49, 55 Sielle Path	3	
		<i>Total Units for Jurisdiction</i>
	13	

Richland

Allen Edwin Homes		
45, 53 Dealer Dr.	2	
8774, 82 Tiburon Lane	2	
8790, 98 Tiburon Lane	2	
8797, 8805 Nelson Lane	2	
8806, 14 Tiburon Lane	2	
8822, 30 Tiburon Lane	2	
8829, 37 Dealer Dr.	2	
8838, 46 Tiburon Lane	2	
		<i>Total Units for Jurisdiction</i>
	16	

Texas

DeLoof Construction, Inc.		
8097 Vineyard Pkwy.	2	
		<i>Total Units for Jurisdiction</i>
	2	
		<i>Total Units for County</i>
	43	

Duplexes

Allegan County	units	
Otsego Township		
Meiste Homes		
2118, 20 Petoskey Dr.	2	
		<i>Total Units for Jurisdiction</i>
	2	
		<i>Total Units for County</i>
	2	

Remodels and Additions

For the second quarter.

Allegan County

Allegan City

Homeowner	
1950 32nd St.	\$75,000
Timothy Johnson	
215 Jackson	\$150,000

Total Value for Jurisdiction \$225,000

Allegan Township

Homeowner	
335 Delano St.	\$93,000

Total Value for Jurisdiction \$93,000

Fillmore

Grassmid Builders	
4652 49th St.	\$125,000

Total Value for Jurisdiction \$125,000

Ganges

Mathew Caley	
1770 Morning Glory Rd.	\$175,000

Total Value for Jurisdiction \$175,000

Gun Plain

Loyal Perry III	
225 Bayview Lane	\$97,000
VanDussen Home Services	
287 Mollie Lane	\$135,000

Total Value for Jurisdiction \$232,000

Hopkins

Ryan Scholma	
3120 East Lake Dr.	\$100,000

Total Value for Jurisdiction \$100,000

Laketown

Distinctive Renovations	
6083 145th Ave.	\$380,000

Total Value for Jurisdiction \$380,000

Manlius

Meiste Homes	
3264 48th St.	\$160,000
Olson Brothers Co.	
7181 Sassafras Dr.	\$80,000

Total Value for Jurisdiction \$240,000

Martin

Greg Mejeur Construction	
389 118th Ave.	\$110,000

Total Value for Jurisdiction \$110,000

Monterey

Engelsma Homes LLC	
3194 28th St.	\$115,000
Marsman Construction Co.	
3485 Arndts Dr.	\$178,000

Total Value for Jurisdiction \$293,000

Saugatuck Township

Lakeshore Signature Homes	
6512 127th Ave.	\$285,000

Total Value for Jurisdiction \$285,000

Wayland City

Mejeur Brothers Construction Inc.	
514 Hickory Dr.	\$105,000

Total Value for Jurisdiction \$105,000

Wayland Township

Jake Clevenger	
685 129th Ave.	\$108,000
Quality 1 Construction	
2580 Seymour Dr.	\$250,000

Total Value for Jurisdiction \$358,000

Total Value for County \$2,721,000

Barry County

Prairieville

Mejeur Brothers Construction Inc.	
10925 Beech Island	\$93,270

Total Value for Jurisdiction \$93,270

Yankee Springs

Mike Hekstra	
12852 Sunrise Ct.	\$114,000

Total Value for Jurisdiction \$114,000

Total Value for County \$207,270

Calhoun County

Battle Creek

Restoration Services	
24 Bernardo Place	\$82,000

Total Value for Jurisdiction \$82,000

Total Value for County \$82,000

Kalamazoo County

Comstock

JL Construction	
6820 East ML Ave.	\$85,000

Total Value for Jurisdiction \$85,000

Cooper

Homeowner	
7603 Douglas Ave.	\$150,300
8447 North 24th St.	\$114,900

Total Value for Jurisdiction \$265,200

Kalamazoo City

Michigan Construction & Remodeling	
2041 Saxonia Lane	\$175,000

Total Value for Jurisdiction \$175,000

Oshtemo

Charles W. Fruin, Builder	
624 South 2nd St.	\$84,700

Total Value for Jurisdiction \$84,700

Prairie Ronde

Homeowner
8844 West X Ave. \$75,000
Total Value for Jurisdiction \$75,000

Schoolcraft Township

Chad Michael Scott
14671 North Barton Lake Dr. \$475,000
Total Value for Jurisdiction \$475,000

Texas

Homeowner
5019 Foxcroft Dr. \$80,000
7748 Timberview Ave. \$77,492
Greg Weaver
9378 West O Ave. \$133,800
Total Value for Jurisdiction \$291,292
Total Value for County \$1,451,192

St. Joseph County

Leonidas

Darrell Burke Construction
33850 Alman Rd. \$125,000
Total Value for Jurisdiction \$125,000

Lockport

Jeff Linn Custom Builder LLC
58782 River Heights Dr. \$125,150
Total Value for Jurisdiction \$125,150

Sherman

Lederman's Construction
62665 Balk Rd. \$150,000
66151 Grey lake Rd. \$89,000
Total Value for Jurisdiction \$239,000
Total Value for County \$489,150

Van Buren County

Paw Paw Township

David Havice
37675 Lakeshore Dr. \$161,027
Total Value for Jurisdiction \$161,027

Pine Grove

W. Pennings & Sons, Inc.
12337 26th St. \$81,584
Total Value for Jurisdiction \$81,584

South Haven Township

Becht Construction LLC
70013 16th Ave. \$160,000
Total Value for Jurisdiction \$160,000
Total Value for County \$402,611

SECTION III

BUILDER INFORMATION

Builder Ranking List

YTD Totals. Single family home starts for this coverage area.

Allen Edwin Homes	90	American Living Inc.	1	Paul Kolenko	1
Homeowner	61	Brian Appel	1	Larry Kotarak	1
Sable Developing	22	Baas Builders	1	Koval, Inc.	1
American Village Builders	19	Andrew Backes Building &	1	Kozar Construction	1
RHC Contracting LLC	10	Russell Baker	1	Kruihoff Building Company	1
Powell Custom Homes LLC	8	Barber Construction	1	Creg Kugelard Construction	1
Cornerstone Construction & Builders	6	Bates Carpentry	1	Lakeside Homes & Land, Inc.	1
Randall Margraves	5	Beard Construction Inc.	1	Lehto Custom Construction	1
Martz Home Builders, LLC	5	Benchmark Building & Dev. LLC	1	Livingston Homes of West Michigan	1
Watts Construction	5	Pete Bierd Construction	1	Louwaert Custom Homes, LLC	1
Don Anthony Builders LLC	4	BKB Construction LLC	1	Lown Homes	1
Rick Perry Builders	4	Boerman Home Center	1	Kevin Mann	1
42 North Custom Homes	3	Boverhof Builders	1	Matrix Construction Inc.	1
Berchiatti Homes	3	Brausch Builders	1	Fred Michael Mazzoni	1
Coral Homes Inc.	3	Lyle Brower	1	Todd R. Modderman	1
Custom Concrete Inc.	3	Building Dreams Construction	1	Tim Mulder	1
Lutz Construction	3	Randy Burri	1	David Munn Custom Builder LLC	1
Nyhof Homes Inc.	3	Carlson, Inc.	1	Myers Builders	1
Matthew Nyhof Homes LLC	3	Central Construction	1	Myers Builders, Inc.	1
Redstone Homes	3	Scott Christopher Homes, Inc.	1	North Cove Builders LLC	1
Jonathan Sterk	3	CJN Carpentry LLC	1	Nurenberg Homes	1
Stetler Built Homes, Inc.	3	CL Construction Inc.	1	Rod Obbink Builders Inc.	1
T2 Construction Management	3	Classic Home Construction	1	Olmstead Construction	1
Tri-Star Excavating & Construction,	3	Cody's Quality Builders	1	W. Pennings & Sons, Inc.	1
Visser Construction LLC	3	Coopmans Construction	1	James L. Peterson	1
A-1 Homes & Development	2	Tony Coughlin	1	Poortenga Builders	1
Baumann Building, Inc.	2	Greg Crawford Construction LLC	1	PR Builders	1
Fred Bean & Son Builders Inc.	2	Tim Crookston	1	Premier Home Builders, LLC	1
Before & After Homes	2	DeVries & Onderlinde Builders Inc.	1	Michael Presley	1
T. Bosgraaf Homes	2	DK Homes, LLC	1	Prime Homes LLC	1
Bouwkamp Builders	2	Dorr Building & Plumbing	1	Kyle Ratering	1
Daniel Boverhof	2	Dusendang Custom Homes	1	Ridgeline Homes Inc.	1
Cottage Home Inc.	2	Eagle Creek Homes	1	Roberts Built Homes	1
Greg Fuller Construction	2	Eaglecrest Homes Inc.	1	Romig Custom Homes	1
Geers Bros. Builders	2	Engelsma Homes LLC	1	Thomas Salmon	1
Glas Associates Inc.	2	Engelwood Home Builders, Inc.	1	Mike Schaap Builders Inc.	1
Heritage Custom Builders	2	Excel Builders Inc.	1	John Scholten	1
Hullinger Construction	2	Travis Ferris	1	Schultz Builders, LLC	1
Mick Iden Construction	2	Frohm Modular Homes	1	William Scobey	1
Tim Johnson	2	Doug Geerlings Builders LLC	1	Shamrock Builders	1
Nick Karsten	2	Gary Godley	1	Leon J. Shetler	1
KLH Custom Homes	2	Gootjes Builders	1	Simmons Home Builders Inc.	1
Kuster Building & Design LLC	2	Gutsue Builders	1	Smoker Builders Inc.	1
Greg Lydy	2	Randall Haan	1	Spaces Designer Homes, LLC	1
Michigan Dutch Barns	2	Habitat for Humanity Barry County	1	Stedfast Construction	1
Olson Brothers Co.	2	Hassie Builders	1	Ken Steele	1
RDI Companies	2	Heartland Builders, LLC	1	Stowell Builders LLC	1
Paul Rewa	2	Highline Homes LLC	1	Douglas Sumner	1
Jim Roberts Construction, Inc.	2	Hillcrest Construction, Inc.	1	Douglas M. Terpstra	1
Mark Scholten	2	Barry Howell	1	TFC Inc.	1
Sherwood Custom Homes, LLC	2	Albert Huntley	1	Jason Thompson	1
James Thorne	2	JDH Custom Homes	1	Timberidge Enterprises	1
Triple K Properties	2	Johnson Home Builders	1	Troxel Custom Homes	1
Wedeven Bros. Construction	2	Johnson Home Builders	1	TruBuilt Builders LLC	1
Paul Abueva	1	Kalamazoo Valley Habitat for Humanity	1	R. VanBruggen	1
Advanced Design Services	1	King Home Builders	1	R. VanDyke Building & Remodeling	1

Jeff VanDyke Building & Renovations	1	Steve Visser Construction LLC	1	Winebrenner Construction	1
James VanHorn	1	VK Builders	1	John Zacharski Builders, Inc.	1
Mark VanVolkinburg	1	Wagner Builders, Inc.	1	Number of builders this year	178
Dan Vis Builder	1	Westwood Construction	1	Number of builders last year	187

Builder Average Construction Value

Through the second quarter.

Construction Values are as reported on building permits and do not necessarily reflect the actual project costs for this coverage area.

	# of starts	Average value			
Mike Schaap Builders Inc.	1	\$1,320,000	James L. Peterson	1	\$285,000
CL Construction Inc.	1	\$1,107,523	William Scobey	1	\$285,000
Cottage Home Inc.	2	\$1,100,000	Jason Thompson	1	\$280,000
Bouwkamp Builders	2	\$1,025,000	Brausch Builders	1	\$275,911
Dan Vis Builder	1	\$1,000,000	Allen Edwin Homes	90	\$275,810
Glas Associates Inc.	2	\$750,000	Lakeside Homes & Land, Inc.	1	\$275,375
David Munn Custom Builder LLC	1	\$700,000	PR Builders	1	\$275,141
Matrix Construction Inc.	1	\$660,000	Carlson, Inc.	1	\$275,000
Rod Obbink Builders Inc.	1	\$660,000	Fred Michael Mazzoni	1	\$275,000
Doug Geerlings Builders LLC	1	\$506,000	Douglas Sumner	1	\$275,000
Kevin Mann	1	\$500,000	Bates Carpentry	1	\$273,000
TruBuilt Builders LLC	1	\$500,000	Paul Rewa	2	\$272,350
Building Dreams Construction	1	\$448,000	Watts Construction	5	\$271,300
Eaglecrest Homes Inc.	1	\$440,000	Koval, Inc.	1	\$270,000
Heartland Builders, LLC	1	\$440,000	Coral Homes Inc.	2	\$265,000
Excel Builders Inc.	1	\$420,000	James Thorne	2	\$265,000
Lown Homes	1	\$410,000	King Home Builders	1	\$264,414
Tim Johnson	2	\$405,000	Hullinger Construction	2	\$264,000
Dusendang Custom Homes	1	\$400,000	Westwood Construction	1	\$260,800
KLH Custom Homes	2	\$396,978	Nick Karsten	2	\$260,000
42 North Custom Homes	3	\$391,667	BKB Construction LLC	1	\$255,320
Visser Construction LLC	3	\$391,667	Leon J. Shetler	1	\$255,000
JDH Custom Homes	1	\$380,000	R. VanBruggen	1	\$254,398
Greg Crawford Construction LLC	1	\$377,676	Larry Kotarak	1	\$252,964
Gootjes Builders	1	\$375,000	Boverhof Builders	1	\$252,000
Sherwood Custom Homes, LLC	2	\$375,000	Andrew Backes Building & Remodeling	1	\$251,897
Randall Margraves	4	\$372,256	Before & After Homes	2	\$250,671
Eagle Creek Homes	1	\$370,000	Fred Bean & Son Builders Inc.	2	\$250,500
R. VanDyke Building & Remodeling	1	\$365,138	Schultz Builders, LLC	1	\$250,000
Geers Bros. Builders	2	\$365,000	Baumann Building, Inc.	2	\$249,141
Berchiatti Homes	3	\$353,567	Lyle Brower	1	\$240,000
Engelsma Homes LLC	1	\$350,000	Romig Custom Homes	1	\$240,000
Louwaert Custom Homes, LLC	1	\$350,000	Douglas M. Terpstra	1	\$237,691
Jim Roberts Construction, Inc.	2	\$345,589	CJN Carpentry LLC	1	\$235,000
DeVries & Onderlinde Builders Inc.	1	\$340,000	Simmons Home Builders Inc.	1	\$232,803
Paul Abueva	1	\$336,509	American Village Builders	19	\$230,017
Livingston Homes of West Michigan	1	\$334,000	Heritage Custom Builders	2	\$225,128
Custom Concrete Inc.	3	\$333,333	Randy Burri	1	\$225,000
Troxel Custom Homes	1	\$332,134	Prime Homes LLC	1	\$225,000
RDI Companies	2	\$330,000	VK Builders	1	\$225,000
Kozar Construction	1	\$328,000	Winebrenner Construction	1	\$225,000
Barry Howell	1	\$325,000	American Living Inc.	1	\$220,000
Johnson Home Builders	1	\$325,000	Barber Construction	1	\$220,000
Kyle Ratering	1	\$325,000	T. Bosgraaf Homes	2	\$220,000
Benchmark Building & Dev. LLC	1	\$321,698	Michigan Dutch Barns	2	\$217,500
North Cove Builders LLC	1	\$318,250	Redstone Homes	3	\$215,100
Mark Scholten	2	\$317,500	Tim Crookston	1	\$215,000
Comerstone Construction & Builders	6	\$314,913	Greg Lydy	2	\$215,000
Ridgeline Homes Inc.	1	\$309,000	Homeowner	61	\$213,876
DK Homes, LLC	1	\$305,000	Roberts Built Homes	1	\$212,918
Hillcrest Construction, Inc.	1	\$305,000	Premier Home Builders, LLC	1	\$205,000
Lutz Construction	3	\$300,381	Greg Fuller Construction	2	\$202,500
Gutsue Builders	1	\$300,000	Stetler Built Homes, Inc.	3	\$201,733
Mick Iden Construction	1	\$300,000	Smoker Builders Inc.	1	\$200,498
Creg Kugelard Construction	1	\$300,000	Martz Home Builders, LLC	5	\$200,341
Stowell Builders LLC	1	\$300,000	Brian Appel	1	\$200,000
Spaces Designer Homes, LLC	1	\$299,000	Daniel Boverhof	2	\$200,000
Coopmans Construction	1	\$298,450	Classic Home Construction	1	\$200,000
Engelwood Home Builders, Inc.	1	\$295,000	Myers Builders, Inc.	1	\$200,000
Wagner Builders, Inc.	1	\$295,000	Jeff VanDyke Building & Renovations LLC	1	\$200,000
Rick Perry Builders	4	\$294,928	Sable Developing	22	\$198,182
Powell Custom Homes LLC	8	\$294,136	Shamrock Builders	1	\$196,500
Myers Builders	1	\$288,000	Dorr Building & Plumbing	1	\$195,000
Paul Kolenko	1	\$287,124	Jonathan Sterk	3	\$190,667
			Matthew Nyhof Homes LLC	3	\$188,667

Ken Steele	1	\$186,748	Frohm Modular Homes	1	\$147,700
Todd R. Modderman	1	\$185,599	James VanHorn	1	\$147,560
Nurenberg Homes	1	\$185,000	Albert Huntley	1	\$145,000
Baas Builders	1	\$183,672	Randall Haan	1	\$144,666
A-1 Homes & Development	1	\$180,000	Stedfast Construction	1	\$144,500
Beard Construction Inc.	1	\$180,000	Wedeven Bros. Construction	2	\$144,125
Kuster Building & Design LLC	2	\$180,000	Central Construction	1	\$140,000
Timberidge Enterprises	1	\$180,000	Gary Godley	1	\$140,000
Advanced Design Services	1	\$175,000	Mark VanVolkinburg	1	\$130,000
Steve Visser Construction LLC	1	\$172,890	John Scholten	1	\$127,520
Travis Ferris	1	\$170,000	Triple K Properties	2	\$127,500
Poortenga Builders	1	\$170,000	T2 Construction Management	3	\$125,000
TFC Inc.	1	\$167,964	Kalamazoo Valley Habitat for Humanity	1	\$112,834
Don Anthony Builders LLC	4	\$167,500	Michael Presley	1	\$106,000
RHC Contracting LLC	10	\$166,405	Kruithoff Building Company	1	\$105,000
W. Pennings & Sons, Inc.	1	\$166,000	Pete Bierd Construction	1	\$103,815
Olmstead Construction	1	\$165,000	Scott Christopher Homes, Inc.	1	\$100,000
Cody's Quality Builders	1	\$164,664	Tim Mulder	1	\$100,000
Tri-Star Excavating & Construction, Inc.	3	\$163,333			
Highline Homes LLC	1	\$160,000			
Johnson Home Builders	1	\$160,000			
Nyhof Homes Inc.	3	\$153,333			
Russell Baker	1	\$150,000			
Tony Coughlin	1	\$150,000			
Hassie Builders	1	\$150,000			
Lehto Custom Construction	1	\$150,000			
Thomas Salmon	1	\$150,000			
Olson Brothers Co.	2	\$149,800			

New Builders

For the second quarter.

In this quarter Builder Track recorded the following "new" builders in the coverage area. Some of these builders may have been active in other areas or active under another name.

Company Name and Address	# of permits	
Russell Baker	1421 South D Dr. East Leroy, MI 49051	1
Bates Carpentry	48347 Trumpet Lane Mattawan, MI 49071	1
Benchmark Building & Dev. LLC	3791 Van Dyke Rd. Almont, MI 48003	1
Carlson, Inc.	5467 Discovery Dr. Kentwood, MI 49508	1
CJN Carpentry LLC	37016 64th Ave. Paw Paw, MI 49079	1
Hassie Builders	PO Box 454 Otsego, MI 49078	1
Highline Homes LLC	4285 4 Mile Rd. NE Grand Rapids, MI 49525	1
Albert Huntley	14541 19 Mile Rd. Gowen, MI 49326	1
JDH Custom Homes	4901 Johnson St. Coopersville, MI 49404	1
Michael Presley	26 Oxford St. Battle Creek, MI 49017	1
Romig Custom Homes	200 W. Main St. Lowell, MI 49331	1
William Scobey	387 139th Ave. Wayland, MI 49348	1
Spaces Designer Homes, LLC	3624 29th St. SE, Ste. A Kentwood, MI 49512	1
Douglas Sumner	PO Box 187 - 8158 E. Fulton St. Ada, MI 49301	1
Douglas M. Terpstra	3500 Danube Dr. Grandville, MI 49418	1
TFC Inc.	PO Box 336 - 6195 Egan Ave. SE Caledonia, MI 49316	1
Jason Thompson	1492 40th Ave. Hudsonville, MI 49426	1
VK Builders	507 147th Caledonia, MI 49316	1
John Zacharski Builders, Inc.	66 Kristin Dr. Marshall, MI 49068	1