



**Livingston/Washtenaw/Jackson Area  
QUARTERLY REPORT**

*4th Quarter Residential - 2015*

# Contents

## Section I

### At A Glance Charts

4

## Section II

### Home Start Information

Jurisdiction Summary Statistics	13
Builder Starts and Value Ranges per Jurisdiction	15
Single Family Starts By Construction Value	19
Single Family Starts By Square Footage	21
Single Family Square Footage Average by County	22
Average Square Footage per Jurisdiction	23
Multi Family Starts	24
Remodels and Additions	26

## Section III

### Builder Information

Top Ten Builders	29
Builder Ranking Listing	30
Builder Starts Compared to Prior Year	32
Builder Ranking by Average Value	33
Builder Ranking by Square Footage	35
New Builders	36

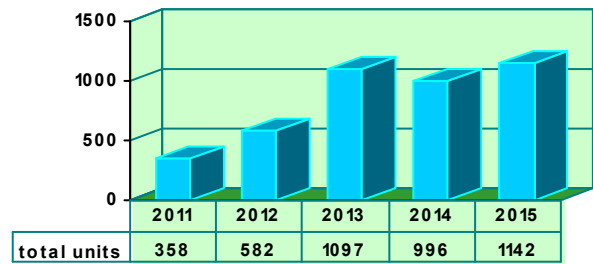
Copyright 2015 by Builder Track Reports. For the use of paid subscribers.  
Use with permission only. Permits issued at the very end of the year  
may be in next years data. Call if you have questions.

**SECTION I**

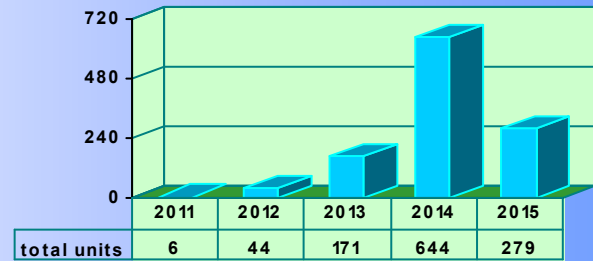
**AT A GLANCE**

## Livingston/Washtenaw/Jackson Area

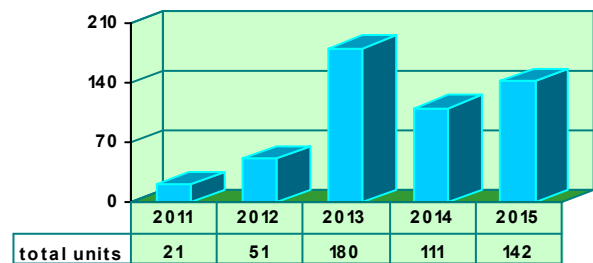
**Single Family Home** starts through the fourth quarter.



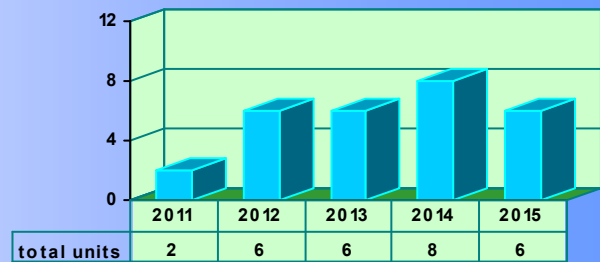
**Apartment** unit starts through fourth quarter.



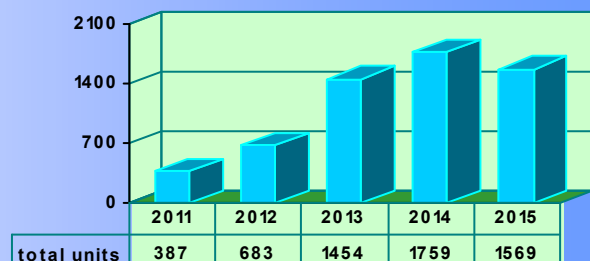
**Condominium** unit starts through the fourth quarter.



**Duplex** unit starts through the fourth quarter.

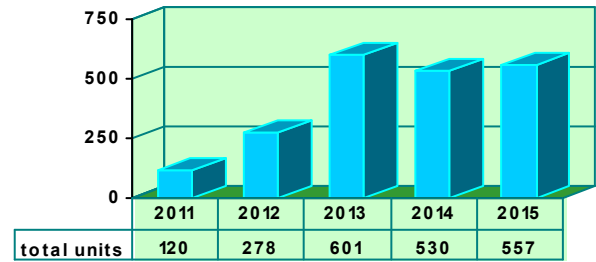


**Total Living** units through the fourth quarter.

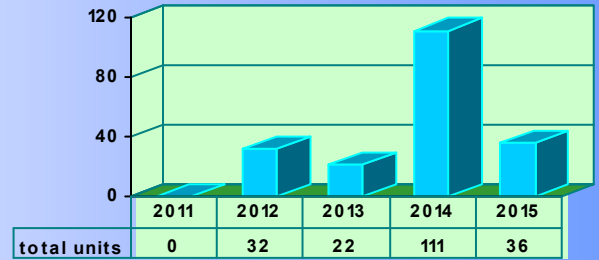


## Livingston County

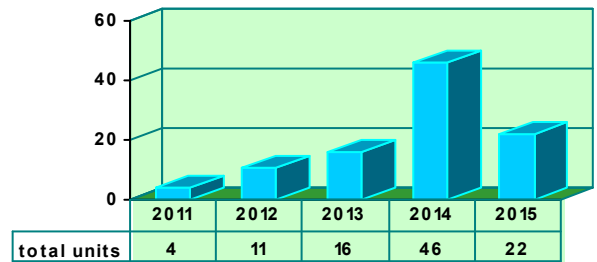
**Single Family Home** starts through the fourth quarter.



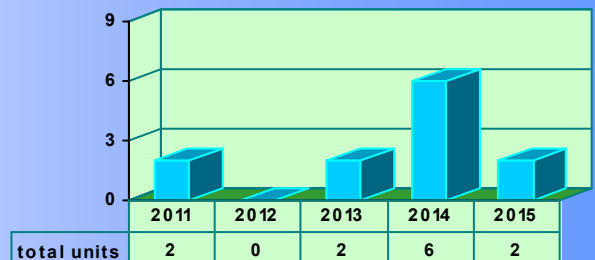
**Apartment** unit starts through fourth quarter.



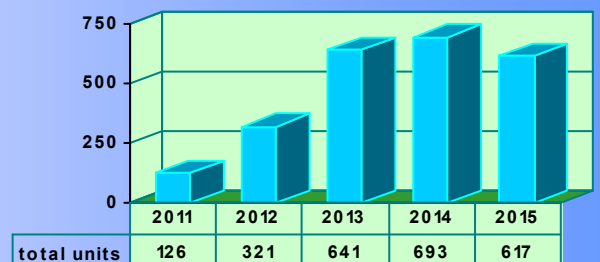
**Condominium** unit starts through the fourth quarter.



**Duplex** unit starts through the fourth quarter.

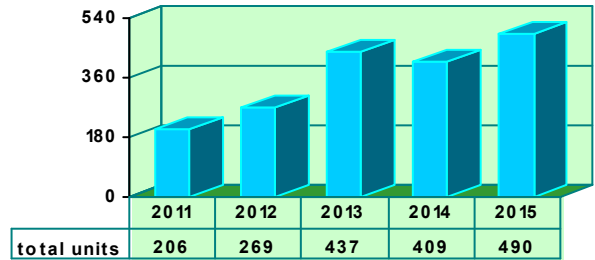


**Total Living** units through the fourth quarter.

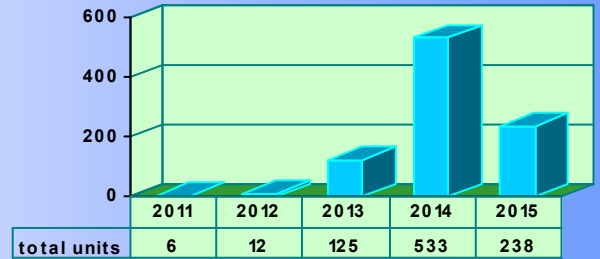


## Washtenaw County

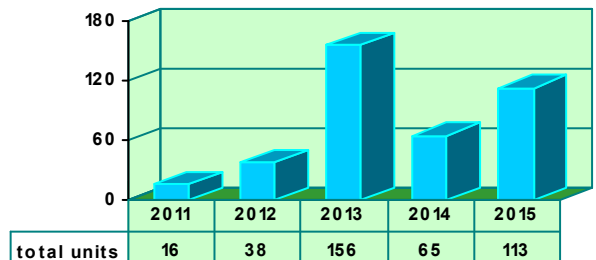
**Single Family Home** starts through the fourth quarter.



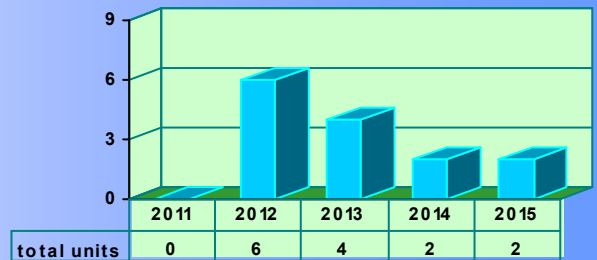
**Apartment** unit starts through the fourth quarter.



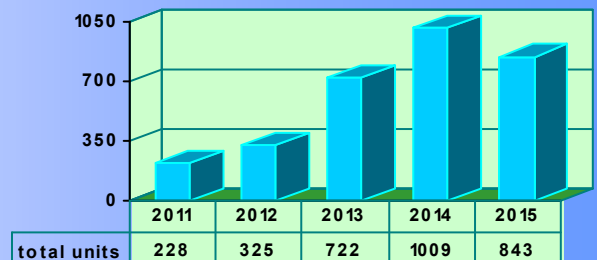
**Condominium** unit starts through the fourth quarter.



**Duplex** unit starts through the fourth quarter.

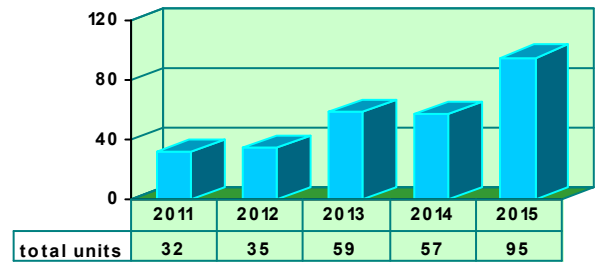


**Total Living** units through the fourth quarter.

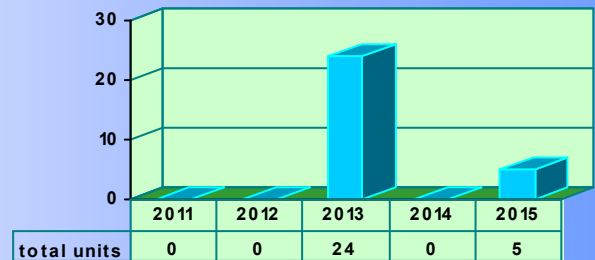


## Jackson County

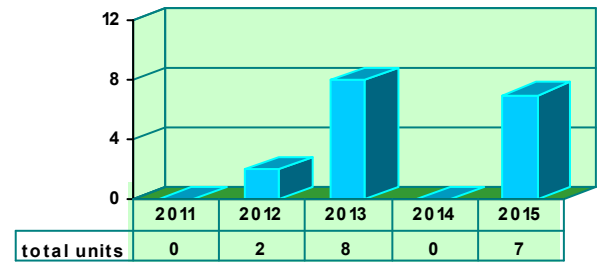
**Single Family Home** starts through the fourth quarter.



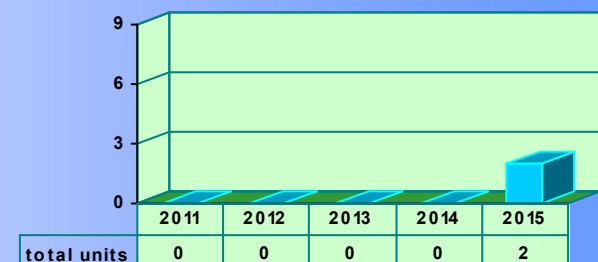
**Apartment** unit starts through the fourth quarter.



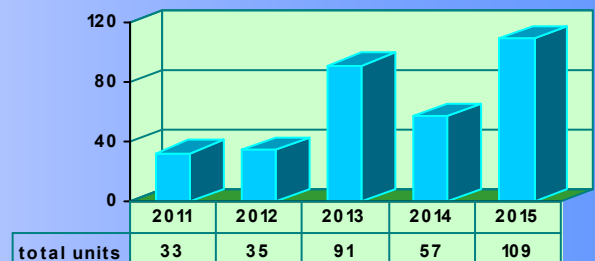
**Condominium** unit starts through the fourth quarter.



**Duplex** unit starts through the fourth quarter.

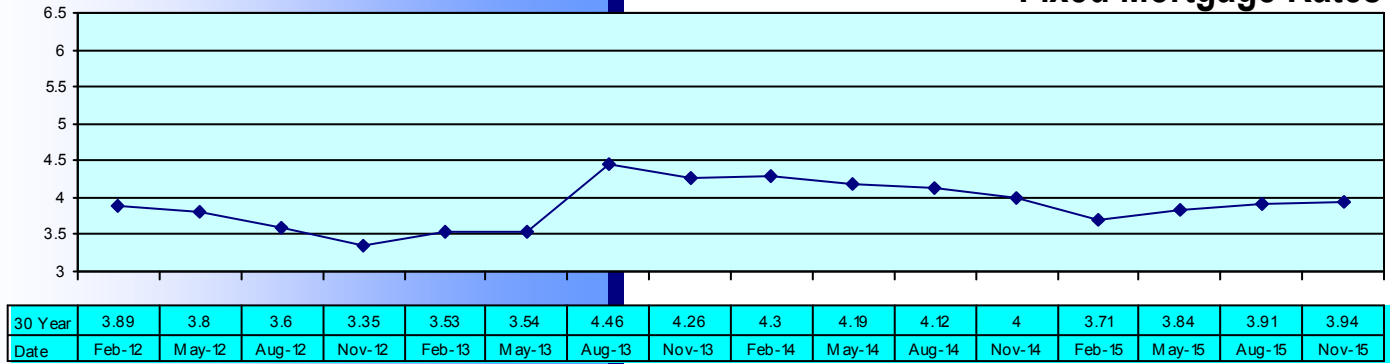


**Total Living** units through the fourth quarter.

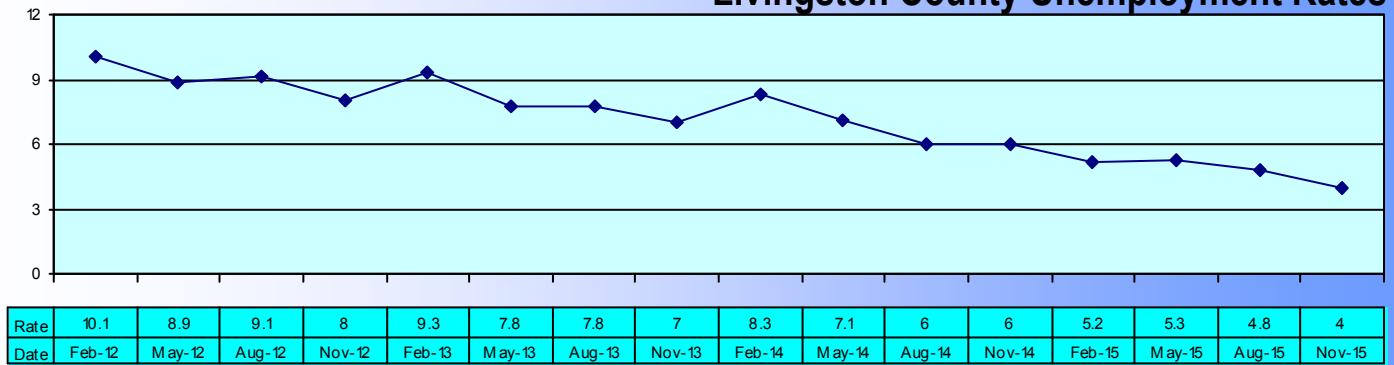


# Unemployment And Mortgage Information

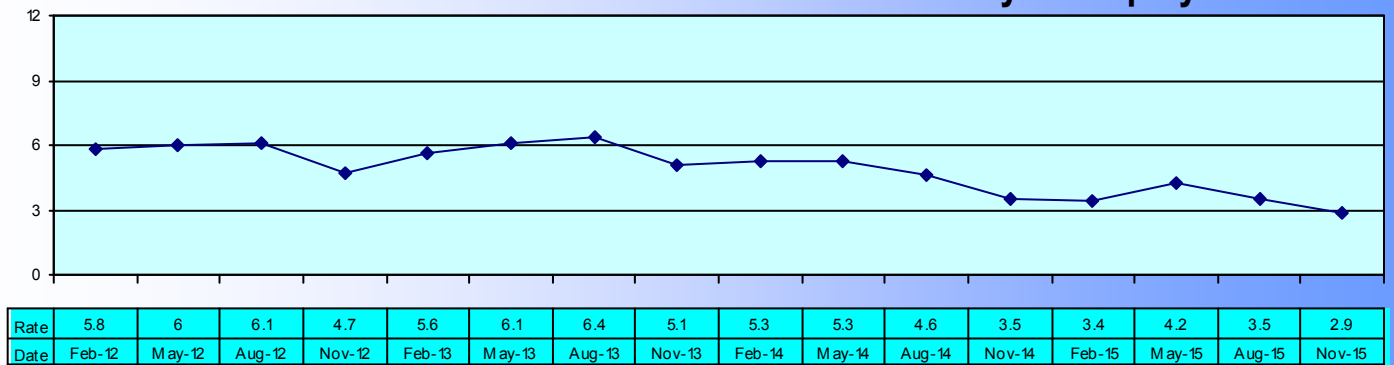
## Fixed Mortgage Rates



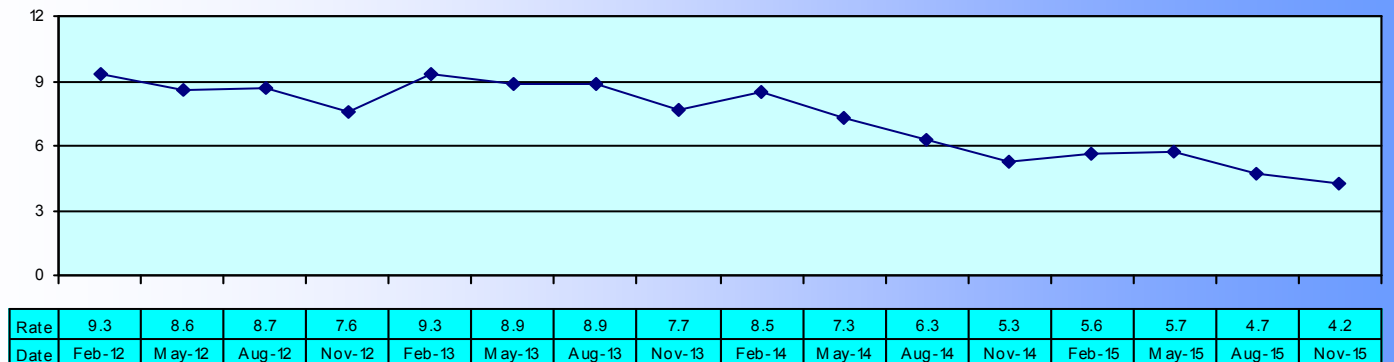
## Livingston County Unemployment Rates



## Washtenaw County Unemployment Rates



## Jackson County Unemployment Rates





# Single Family Starts by Quarter

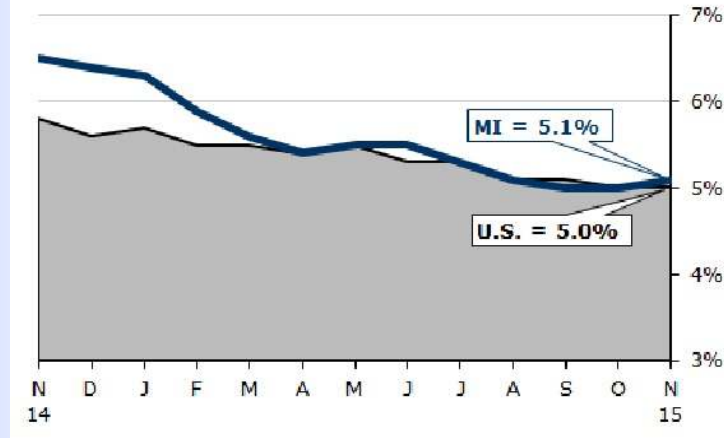
	1st Quarter	2nd Quarter	3rd Quarter	4th Quarter
2001	122	447	399	314
2002	269	420	296	308
2003	232	416	448	341
2004	692	993	919	808
2005	569	812	668	498
2006	280	425	342	274
2007	146	243	202	149
2008	88	155	127	71
2009	45	65	70	73
2010	57	111	82	83
2011	53	112	111	86
2012	97	163	170	160
2013	161	364	331	245
2014	146	308	308	235
2015	177	331	369	268

# Michigan Fast Facts

(From the State of Michigan)

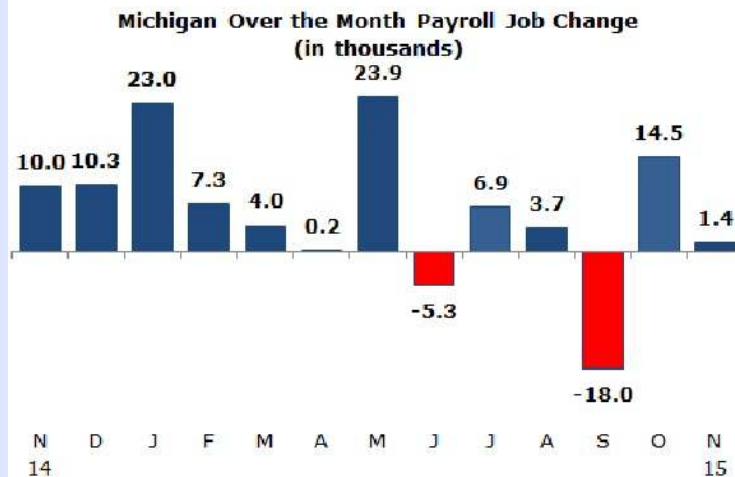
## Michigan Unemployment Rate (Seasonally Adjusted)

November 2015 5.1%  
 Change Over Month +0.1  
 Change Over Year -1.4



## Michigan Payroll Jobs (Seasonally Adjusted)

November 2015 4,279,000  
 Change Over Month +1,000  
 Change Over Year +72,000



## Detroit Consumer Prices

October 2015 220.5  
 Change Over Year -0.7%

## Total Nonfarm Employment by Michigan Metropolitan Areas (Unadjusted)

(Click on Area Name to view detail )

AREA	2015		2014		% Change From Previous	
	November	October	November	November	Mnth	Year
<a href="#">Michigan - Statewide</a>	4326.5	4332.0	4253.9	-0.1	1.7	
<a href="#">Ann Arbor</a>	217.6	218.1	214.8	-0.2	1.3	
<a href="#">Battle Creek</a>	60.1	59.9	59.4	0.3	1.2	
<a href="#">Bay City</a>	37.7	37.9	37.6	-0.5	0.3	
<a href="#">Detroit - Dearborn - Livonia</a>	745.8	741.1	736.5	0.6	1.3	
<a href="#">Detroit-Warren-Dearborn</a>	1965.2	1958.0	1931.4	0.4	1.8	
<a href="#">Flint</a>	143.5	142.6	143.1	0.6	0.3	
<a href="#">Grand Rapids - Wyoming</a>	544.1	543.7	524.8	0.1	3.7	
<a href="#">Jackson</a>	56.5	56.4	56.3	0.2	0.4	
<a href="#">Kalamazoo-Portage</a>	146.6	146.1	142.9	0.3	2.6	
<a href="#">Lansing-East Lansing</a>	231.3	231.3	229.0	0.0	1.0	
<a href="#">Midland</a>	38.4	38.5	38.0	-0.3	1.1	
<a href="#">Monroe</a>	43.4	43.6	42.1	-0.5	3.1	
<a href="#">Muskegon</a>	65.0	64.6	63.5	0.6	2.4	
<a href="#">Niles-Benton Harbor</a>	62.5	63.4	60.9	-1.4	2.6	
<a href="#">Saginaw</a>	91.3	90.4	89.9	1.0	1.6	
<a href="#">Warren - Troy - Farmington Hills</a>	1219.4	1216.9	1194.9	0.2	2.1	

# **SECTION II**

## **HOME START INFORMATION**

# JURISDICTION SUMMARY STATISTICS

## Single Family Starts Through the fourth quarter.

### Jackson County

	2015	2014	2013	2012	2011
Grass Lake	18	12	14	2	1
Columbia	16	7	9	5	7
Summit	13	8	10	9	5
Spring Arbor	12	6	8	4	6
Leoni	11	8	4	8	4
Henrietta	10	2	4		2
Blackman	6	1	4		1
Napoleon	4	5	4	1	2
Norvell	3	3	1	4	
Waterloo	2	2	1	2	1
Jackson City		3			2
Cambridge					1
<b>TOTAL</b>	<b>95</b>	<b>57</b>	<b>59</b>	<b>35</b>	<b>32</b>

### Livingston County

	2015	2014	2013	2012	2011
Oceola	124	89	91	37	38
Green Oak	69	92	110	47	
Howell	57	37	32	10	8
Brighton	57	67	117	44	12
Marion	46	47	85	46	10
Hamburg	39	52	49	23	16
Tyrone	36	24	32	18	13
Handy	36	22	17	5	2
Genoa	29	36	21	13	6
Hartland	28	20	24	7	2
Putnam	14	20	13	20	5
Deerfield	6	10	3	4	1
Unadilla	5	4	1	2	3
Conway	4	5	2	1	2
Cohoctah	4	3		1	
Iosco	3	2	4		2
<b>TOTAL</b>	<b>557</b>	<b>530</b>	<b>601</b>	<b>278</b>	<b>120</b>

## Washtenaw County

	2015	2014	2013	2012	2011
Superior	63	36	16	7	7
Pittsfield	60	78	136	80	66
Lima	43	9	10	21	12
York	38	13	23	2	3
Salem	35	18	20	3	4
Ypsilanti Township	31	45	47	21	13
Augusta Township	30	15	7		3
Dexter	28	19	28	22	16
Lodi	24	28	11	7	9
Milan	23	17	7	1	
Webster	21	15	9	20	14
Dexter Village	17	19	39		1
Ann Arbor City	16	25	25	7	15
Sylvan	10	11	4	8	3
Northfield	9	11	15	7	4
Saline	9	4	2	6	12
Scio	9	20	16	44	12
Lyndon	8	2	3	5	1
Chelsea	7	13	14	4	6
Manchester	3	4	3	2	2
Freedom	3	4			
Bridgewater	2	1	1		1
Saline Township	1	2			
Manchester City			1		
Sharon				2	2
TOTAL	490	409	437	269	206

# BUILDER STARTS AND VALUE RANGES PER JURISDICTION

Construction Values are as reported on building permits and do not necessarily reflect the actual project costs.  
Single Family starts per jurisdiction are ranked by builder

## Jackson County

Builder		low	high	average
CVE Builders	3	143,000	177,000	158,000
Homeowner	2	205,000	250,000	227,500
Baker Builders, Inc.	1	141,000	141,000	141,000
<b>TOTAL</b>	<b>6</b>			

Builder		low	high	average
Homeowner	3	152,996	209,000	175,199
Lake Forest Builders LLC	2	165,000	420,000	292,500
M-R Builders, Inc.	2	180,000	650,000	415,000
All Star Builders	1	190,000	190,000	190,000
RL Baker Construction, Inc.	1	180,000	180,000	180,000
Baldwin Building Co., LLC	1	254,000	254,000	254,000
Hartland Homes Inc.	1	124,000	124,000	124,000
Hoskins Construction	1	300,000	300,000	300,000
Michigan Building Specialties Inc.	1	250,000	250,000	250,000
Mid Star Home Builders	1			
JF Shewchuck Construction	1	180,000	180,000	180,000
Spectrum Building Co.	1	225,000	225,000	225,000
<b>TOTAL</b>	<b>16</b>			

Builder		low	high	average
Homeowner	3	119,000	280,000	183,000
Norfolk Homes	3	160,000	170,000	163,333
Simon Building Company	3	200,000	800,000	400,000
CVE Builders	2	129,500	195,500	162,500
Baker Builders, Inc.	1	160,000	160,000	160,000
Kurt Clark	1	325,700	325,700	325,700
Dalton & Zick Builders	1	340,000	340,000	340,000
Gordon D. Fellows, Inc.	1	250,000	250,000	250,000
Hilltop Construction	1	200,000	200,000	200,000
Mid Star Home Builders	1	135,000	135,000	135,000
Chris Payne Construction	1	367,518	367,518	367,518
<b>TOTAL</b>	<b>18</b>			

Builder		low	high	average
Homeowner	6	65,000	340,000	167,000
A-One Construction & Concrete	1	210,000	210,000	210,000
CVE Builders	1	175,700	175,700	175,700
Terry Eaton Builders	1	419,600	419,600	419,600
John Zook Construction	1			
<b>TOTAL</b>	<b>10</b>			

Builder		low	high	average
Homeowner	3			
Legendary Homes, Inc.	2	115,000	115,000	115,000
Advanced Builders	1	50,000	50,000	50,000
Advanced Building & Renovation	1			
Baker Builders, Inc.	1			
Fritz Home Improvement	1			
Patriot Restoration LLC	1	200,000	200,000	200,000
J. Wyers Homes	1			
<b>TOTAL</b>	<b>11</b>			

Builder		low	high	average
CVE Builders	3	225,330	229,950	228,410
Mid Star Home Builders	1	316,190	316,190	316,190
<b>TOTAL</b>	<b>4</b>			

Builder		low	high	average
Ash Builders Inc.	1	200,000	200,000	200,000
Homeowner	1	80,000	80,000	80,000
John Zook Construction	1	115,000	115,000	115,000
<b>TOTAL</b>	<b>3</b>			

## Spring Arbor

Builder		low	high	average
CVE Builders	6	129,000	183,000	157,917
Homeowner	2	140,000	310,000	225,000
Baker Builders, Inc.	1	230,000	230,000	230,000
Heydenburg Homes	1	340,000	340,000	340,000
Brian Lewis	1	120,000	120,000	120,000
Todd Custom Homes	1	600,000	600,000	600,000
<b>TOTAL</b>	<b>12</b>			

## Summit

Builder		low	high	average
Norfolk Homes	5	141,200	245,680	182,288
Belote Homes, Inc.	2	191,680	242,540	217,110
CVE Builders	2	101,600	175,760	138,680
Greater Jackson Habitat for	1	100,800	100,800	100,800
Homeowner	1	307,520	307,520	307,520
JACC Student Builders	1	303,360	303,360	303,360
Darren James Schupbach	1	208,640	208,640	208,640
<b>TOTAL</b>	<b>13</b>			

## Waterloo

Builder		low	high	average
Homeowner	2	68,000	102,000	85,000
<b>TOTAL</b>	<b>2</b>			

## Livingston County

### Brighton

Builder		low	high	average
Allen Edwin Homes	8	314,964	400,642	338,055
Capital Construction Group LLC	8	193,117	400,303	323,379
Paul Elkow Building	5	261,758	363,064	322,523
Homeowner	5	178,776	426,457	297,612
Advance Craft Home Builders, Inc.	3	301,207	350,718	317,716
Deni Giannandrea	3	364,500	422,059	392,597
3 Kings Building Inc.	1	348,431	348,431	348,431
Arcadia Homes Inc.	1	340,033	340,033	340,033
Belanger Builders, Inc.	1	317,177	317,177	317,177
Edward Blake, Jr.	1	396,421	396,421	396,421
Capaldi Building Co.	1	498,939	498,939	498,939
Construction Unlimited, Inc.	1	236,132	236,132	236,132
Crane Construction, Inc.	1	549,071	549,071	549,071
D'Anna Construction Company	1	328,307	328,307	328,307
Doyle Homes Inc.	1	265,998	265,998	265,998
Fairview Construction, Inc.	1	337,045	337,045	337,045
John Gargaro	1	349,294	349,294	349,294
GMB Builders LLC	1	290,967	290,967	290,967
Grand Haven Homes LLC	1	522,770	522,770	522,770
Hamway Homes, Inc.	1	508,075	508,075	508,075
Mitch Harris Building Co.	1	282,557	282,557	282,557
J & L Homes, Inc.	1			
JB Construction	1	174,471	174,471	174,471
Lamberto Construction Corp.	1	306,519	306,519	306,519
Poly Arch Inc.	1	562,845	562,845	562,845
James Ridenour	1	192,300	192,300	192,300
Ryson Homes	1	439,396	439,396	439,396
Signature Group of Livingston	1	472,774	472,774	472,774
Slab Levelers LLC	1	332,298	332,298	332,298
Tom Staley Custom Builders	1	388,521	388,521	388,521
Sterling Contracting & Millwork, Inc.	1	349,167	349,167	349,167
<b>TOTAL</b>	<b>57</b>			

### Cohoctah

Builder		low	high	average
Homeowner	2	67,742	257,313	162,528
All Weather Seal Co., Inc.	1			
Hex Construction, Inc.	1	317,223	317,223	317,223
<b>TOTAL</b>	<b>4</b>			

<b>Conway</b>				low	high	average					
Homeowner	2	190,754	273,225	231,990	Jim Marhofer Carpenter Contractor	1	207,316	207,316	207,316		
Cedar Brook Homes	1	192,248	192,248	192,248	Peters Building Co.	1	297,117	297,117	297,117		
Chestnut Development LLC	1	326,738	326,738	326,738	Garrett Sharp	1	245,452	245,452	245,452		
<b>TOTAL</b>	<b>4</b>				Vettrano Homes Inc.	1	210,118	210,118	210,118		
					R C Winneur Construction Co.	1	367,301	367,301	367,301		
					Zalewski Construction Co., Inc.	1	233,988	233,988	233,988		
					<b>TOTAL</b>	<b>39</b>					
<b>Deerfield</b>				low	high	average					
Homeowner	4	238,171	285,649	256,654	<b>Handy</b>				low	high	average
Creative Design & Construction	1	363,773	363,773	363,773	Allen Edwin Homes	28	141,479	245,523	209,478		
James Ridenour	1	283,315	283,315	283,315	Crane Construction, Inc.	3	166,095	180,313	175,574		
<b>TOTAL</b>	<b>6</b>				Homeowner	2	174,653	205,646	190,150		
					Benjamin Builders	1	327,273	327,273	327,273		
					Capital Construction Group LLC	1	293,388	293,388	293,388		
					Runyan Bros. Construction Co.	1	190,288	190,288	190,288		
					<b>TOTAL</b>	<b>36</b>					
<b>Genoa</b>				low	high	average					
Homeowner	4	187,493	372,745	294,302	<b>Hartland</b>				low	high	average
Belanger Builders, Inc.	3	282,721	628,315	403,959	Homeowner	10	232,965	434,565	323,377		
Signature Group of Livingston	3	297,365	738,649	487,145	Rotondo Construction Corporation	3	257,260	322,286	294,687		
Big Sky Development	1	320,176	320,176	320,176	Matthew Homes LLC	2	400,688	526,547	463,618		
Chestnut Development LLC	1	422,597	422,597	422,597	Slab Levelers LLC	2	267,138	283,290	275,214		
Timothy Chouinard	1	205,112	205,112	205,112	Claremont Homes LLC	1	239,795	239,795	239,795		
C. Constantine Construction	1	265,780	265,780	265,780	Kurt D. Couture	1	380,372	380,372	380,372		
Construction Unlimited, Inc.	1	360,777	360,777	360,777	CT Quality Contracting	1	394,445	394,445	394,445		
Crane Construction, Inc.	1	500,758	500,758	500,758	Louie Dimoski	1	544,834	544,834	544,834		
Zac Cruse Construction Company	1	309,871	309,871	309,871	Michael Kujala	1	303,187	303,187	303,187		
EBI Incorporated	1	72,657	72,657	72,657	Mayberry Homes, LLC	1	292,408	292,408	292,408		
Forest Ridge Construction	1	530,697	530,697	530,697	P & B Building Company	1	230,711	230,711	230,711		
Haskins Home Builders, LLC	1	302,532	302,532	302,532	J Rajala Construction LLC	1	244,150	244,150	244,150		
Hi-Point Construction	1	269,309	269,309	269,309	Runyan Bros. Construction Co.	1	387,246	387,246	387,246		
PB & J Construction, Inc.	1	372,652	372,652	372,652	Signature Group of Livingston	1	371,962	371,962	371,962		
Rod Pieron Building Co.	1	215,479	215,479	215,479	R C Winneur Construction Co.	1	393,219	393,219	393,219		
Runyan Brothers Construction Co.	1	392,578	392,578	392,578	<b>TOTAL</b>	<b>28</b>					
Soave Homes, Inc.	1	232,963	232,963	232,963	<b>Howell</b>				low	high	average
Soave Properties Inc.	1	365,879	365,879	365,879	Allen Edwin Homes	43	145,078	325,963	232,852		
Tony VanOyen Builders, Inc.	1	311,879	311,879	311,879	Homeowner	4	176,105	422,448	333,022		
Vantage Construction Co.	1	427,992	427,992	427,992	Capital Construction Group LLC	1	334,064	334,064	334,064		
Villa Construction Inc.	1	448,955	448,955	448,955	Casavilla Builders Inc.	1	337,320	337,320	337,320		
<b>TOTAL</b>	<b>29</b>				Heartland Home Builders, Inc.	1	343,913	343,913	343,913		
					KDB Custom Homes	1	225,684	225,684	225,684		
					Mark Leahy	1	250,823	250,823	250,823		
					Paddock Home Builders	1	306,526	306,526	306,526		
					PB & J Construction, Inc.	1	357,869	357,869	357,869		
					Pulte Homes of Michigan	1	213,521	213,521	213,521		
					Weir Building Company	1	341,236	341,236	341,236		
					R C Winneur Construction Co.	1	269,507	269,507	269,507		
					<b>TOTAL</b>	<b>57</b>					
<b>Green Oak</b>				low	high	average					
Lombardo Homes of SE Michigan	32	264,582	685,000	344,969	<b>Iosco</b>				low	high	average
Tony VanOyen Builders, Inc.	5	348,640	475,869	388,107	Homeowner	1	84,780	84,780	84,780		
Mitch Harris Building Co.	4	251,023	349,459	318,455	Poloski Construction Co.	1	290,303	290,303	290,303		
Homeowner	4	249,004	567,546	401,645	Guiseppe Ravida	1	265,217	265,217	265,217		
Antek Custom Building	3	417,620	533,457	478,964	<b>TOTAL</b>	<b>3</b>					
Compo Builders, Inc.	3	359,586	905,961	558,443	<b>Marion</b>				low	high	average
Cornestone Residential Group	3	407,672	421,103	415,659	Allen Edwin Homes	15	218,362	361,651	269,927		
Fielek Builders	3	248,134	492,107	336,879	Paul Elkow Building	8	232,250	334,821	277,906		
Artisan Building Co.	1	252,615	252,615	252,615	Mitch Harris Building Co.	5	210,909	287,010	240,577		
Dreamworks Builders Inc.	1	319,076	319,076	319,076	Homeowner	5	187,890	650,841	368,311		
EBI Incorporated	1	161,691	161,691	161,691	Rod Pieron Building Co.	2	247,068	257,723	252,396		
Paul Elkow Building	1	896,753	896,753	896,753	Doyle Homes Inc.	1	344,439	344,439	344,439		
Noris C. Favot	1	304,395	304,395	304,395	Hadley Home Builders	1	175,434	175,434	175,434		
Tom J. Kovach Builder, Inc.	1	442,440	442,440	442,440	Johannes Hauptmann	1	294,198	294,198	294,198		
Mayberry Homes, LLC	1	509,521	509,521	509,521	JMB Builders	1	325,883	325,883	325,883		
New Babcock Homes	1	377,638	377,638	377,638	Kingslien Homes, Inc.	1	329,911	329,911	329,911		
Paddock Home Builders	1	432,819	432,819	432,819	Mayberry Homes, LLC	1	289,677	289,677	289,677		
Poloski Construction Co.	1	296,773	296,773	296,773	N & R Frame All Construction Inc.	1	227,421	227,421	227,421		
Raco's Custom Home Builders	1	639,731	639,731	639,731	Reutter Bros. Construction Inc.	1	348,053	348,053	348,053		
Joseph Schulist Builders, Inc.	1	320,725	320,725	320,725	Ridsdale Custom Homes, Inc	1	302,943	302,943	302,943		
<b>TOTAL</b>	<b>69</b>				Target Building Inc.	1	274,201	274,201	274,201		
					Tony VanOyen Builders, Inc.	1	294,026	294,026	294,026		
					<b>TOTAL</b>	<b>46</b>					
<b>Hamburg</b>				low	high	average					
Frank M. Soave Builder, Inc.	11	265,750	324,508	288,440	<b>Howell</b>				low	high	average
Homeowner	6	228,511	545,340	339,521	Allen Edwin Homes	43	145,078	325,963	232,852		
Mitch Harris Building Co.	3	404,149	413,355	410,184	Homeowner	4	176,105	422,448	333,022		
Chestnut Development LLC	2	232,351	317,300	274,826	Capital Construction Group LLC	1	334,064	334,064	334,064		
Steve Fuller	2	344,622	398,101	371,362	Casavilla Builders Inc.	1	337,320	337,320	337,320		
Ann Arbor Builders, Inc.	1	193,712	193,712	193,712	Heartland Home Builders, Inc.	1	343,913	343,913	343,913		
Antek Custom Building	1	209,324	209,324	209,324	KDB Custom Homes	1	225,684	225,684	225,684		
Ali Aqel	1	321,742	321,742	321,742	Mark Leahy	1	250,823	250,823	250,823		
Belanger Builders, Inc.	1	288,303	288,303	288,303	Paddock Home Builders	1	306,526	306,526	306,526		
Boones Carpentry Inc.	1	259,435	259,435	259,435	PB & J Construction, Inc.	1	357,869	357,869	357,869		
Russ Cesarz Design & Build	1	382,968	382,968	382,968	Pulte Homes of Michigan	1	213,521	213,521	213,521		
Essex Homes, LLC	1	301,055	301,055	301,055	Weir Building Company	1	341,236	341,236	341,236		
Mitch Gasche Custom Homes	1	449,488	449,488	449,488	R C Winneur Construction Co.	1	269,507	269,507	269,507		
Main Street Homes	1	269,624	269,624	269,624	<b>TOTAL</b>	<b>57</b>					



Oceola		low	high	average
Pulte Homes of Michigan	45	213,521	263,221	222,790
Mitchell Building Company	17	185,288	279,492	223,434
Infinity Homes & Company	11	168,654	273,881	192,760
Lombardo Homes of SE Michigan	8	245,616	333,119	289,892
Allen Edwin Homes	7	219,910	333,531	291,416
Capital Construction Group LLC	7	217,045	330,991	265,441
Soave Homes, Inc.	6	172,439	232,553	198,812
Homeowner	5	143,692	315,417	232,082
Mitch Harris Building Co.	3	212,044	212,044	212,044
Rod Pieron Building Co.	3	208,718	219,843	214,281
CVE Builders	1	249,005	249,005	249,005
EBI Incorporated	1	246,198	246,198	246,198
Hadley Home Builders	1	275,401	275,401	275,401
Richard Jusino	1	304,656	304,656	304,656
M & M Homes, Inc.	1	66,011	66,011	66,011
James Ridenour	1	206,500	206,500	206,500
John Spencer	1	231,097	231,097	231,097
Stone Hollow Properties & Dev.	1	377,995	377,995	377,995
Vantage Construction Co.	1	215,602	215,602	215,602
Vettraino Homes Inc.	1	219,509	219,509	219,509
Ward Construction	1	215,086	215,086	215,086
R C Winneur Construction Co.	1	197,456	197,456	197,456
<b>TOTAL</b>	<b>124</b>			

Putnam		low	high	average
Mitchell Building Company	6	146,301	296,151	237,584
Homeowner	2	274,630	330,469	302,550
Mitch Harris Building Co.	1	217,045	217,045	217,045
Kingslien Homes, Inc.	1	366,925	366,925	366,925
Rod Pieron Building Co.	1	238,181	238,181	238,181
Reutter Bros. Construction Inc.	1	283,768	283,768	283,768
Marshall Smith Builders	1	230,528	230,528	230,528
Sunglo Restoration Sevices	1	142,177	142,177	142,177
<b>TOTAL</b>	<b>14</b>			

Tyrone		low	high	average
Homeowner	14	183,620	433,372	311,751
Doyle Homes Inc.	2	293,486	409,545	351,516
Mitch Harris Building Co.	2	285,838	285,838	285,838
Allen Edwin Homes	1	293,141	293,141	293,141
Arcadia Homes Inc.	1	313,735	313,735	313,735
Big Sky Development	1			
Capital Construction Group LLC	1	366,459	366,459	366,459
BD Donovan Builders	1			
Echo Construction Inc.	1	390,880	390,880	390,880
Fieldstone Construction Services	1	261,220	261,220	261,220
FMS Construction	1			
Construction by John Goss	1	219,533	219,533	219,533
Hadley Home Builders	1	232,936	232,936	232,936
Integrity Construction & Contracting	1	370,462	370,462	370,462
K Squared Construction	1	227,304	227,304	227,304
Motor City Builders	1	220,761	220,761	220,761
Paddock Home Builders	1	371,523	371,523	371,523
Pinkelman Custom Homes LLC	1	392,829	392,829	392,829
Curtis Stanke Construction	1	368,837	368,837	368,837
Trademark Framing & Building	1			
Weir Building Company	1	342,700	342,700	342,700
<b>TOTAL</b>	<b>36</b>			

Unadilla		low	high	average
Homeowner	3	249,393	319,994	282,434
Capital Construction Group LLC	1	245,953	245,953	245,953
Chad Warden	1	105,945	105,945	105,945
<b>TOTAL</b>	<b>5</b>			

## Washtenaw County

Ann Arbor City		low	high	average
Construction Unlimited, Inc.	2	200,000	262,000	231,000
Homeowner	2	120,000	130,000	125,000
Johnson Building Group	2	275,000	280,000	277,500
Beechwood Building & Design	1	535,000	535,000	535,000
Gemstone Homes, Inc.	1	110,000	110,000	110,000

Gottschalk Management, LLC	1	100,000	100,000	100,000
Jensen & Sons, Inc.	1	740,000	740,000	740,000
KLA Development, Inc.	1	125,000	125,000	125,000
Steven J. Lucchesi, Inc.	1	185,000	185,000	185,000
Maven Development LLC	1	475,000	475,000	475,000
Norfolk Homes	1	192,000	192,000	192,000
Riemco Building Company	1	450,000	450,000	450,000
Trowbridge Companies	1	200,000	200,000	200,000
<b>TOTAL</b>	<b>16</b>			

Augusta Township		low	high	average
Allen Edwin Homes	20	225,595	331,960	272,358
Martha Chatfield	2	120,000	180,000	150,000
Daniel Szabo	2	155,000	155,000	155,000
Cornerstone Construction Services	1	580,000	580,000	580,000
Homeowner	1	285,000	285,000	285,000
LaClair Builders	1	250,000	250,000	250,000
M & M Homes, Inc.	1	90,089	90,089	90,089
Marhofer / Campbell Building Co.,	1	250,000	250,000	250,000
MidPoint Construction	1	250,000	250,000	250,000
<b>TOTAL</b>	<b>30</b>			

Bridgewater		low	high	average
Homeowner	1	200,000	200,000	200,000
Krieghoff-Lenawee	1	811,604	811,604	811,604
<b>TOTAL</b>	<b>2</b>			

Chelsea		low	high	average
Norfolk Homes	6	120,000	280,000	178,333
CVE Builders	1	126,500	126,500	126,500
<b>TOTAL</b>	<b>7</b>			

Dexter		low	high	average
Guenther Building Co.	12	150,000	150,000	150,000
Homeowner	4	98,000	250,000	199,333
Dalton & Zick Builders	2	410,000	500,000	455,000
Main Street Homes	2	322,000	498,557	410,279
Arcadia Homes Inc.	1	265,000	265,000	265,000
Essex Homes, LLC	1	200,000	200,000	200,000
Greystone Building Co.	1	229,000	229,000	229,000
Norfolk Homes	1	200,000	200,000	200,000
PJ Construction Company Inc.	1	550,000	550,000	550,000
Marshall Smith Builders	1	287,000	287,000	287,000
Snyder Contracting LLC	1	190,000	190,000	190,000
Walter Construction, Inc.	1	210,000	210,000	210,000
<b>TOTAL</b>	<b>28</b>			

Dexter Village		low	high	average
Peters Building Co.	13	154,000	200,000	181,077
Trowbridge Companies	2	130,500	130,500	130,500
Mike Miller Building Co. LLC	1	332,000	332,000	332,000
Norfolk Homes	1	200,000	200,000	200,000
<b>TOTAL</b>	<b>17</b>			

Freedom		low	high	average
Guenther Building Co.	1	200,000	200,000	200,000
Homeowner	1	250,000	250,000	250,000
Main Street Homes	1	467,279	467,279	467,279
<b>TOTAL</b>	<b>3</b>			

Lima		low	high	average
Lombardo Homes of SE Michigan	39	75,000	140,000	94,732
Binder Building & Carpentry	1	750,000	750,000	750,000
Essex Homes, LLC	1	220,000	220,000	220,000
Landmaster Properties LLC	1	320,000	320,000	320,000
Snyder Contracting LLC	1	200,000	200,000	200,000
<b>TOTAL</b>	<b>43</b>			

Lodi		low	high	average
Toll Brothers	15	275,000	378,000	315,207
Peters Building Co.	3	210,000	285,000	236,667
Donato Group Inc.	1	170,000	170,000	170,000
Bruce Donovan Construction	1			
Essex Homes, LLC	1	195,000	195,000	195,000
Harris Homes	1	550,000	550,000	550,000

Homeowner	1	600,000	600,000	600,000
William Charles Custom Homes	1	494,550	494,550	494,550
<b>TOTAL</b>	<b>24</b>			

<b>Lyndon</b>		low	high	average
Kyle Montgomery	2	285,000	350,000	317,500
Brian Robards Custom Homes Inc.	2	699,000	699,000	699,000
Capital Construction Group LLC	1	225,000	225,000	225,000
Choice Home Designs, Inc.	1	150,000	150,000	150,000
Donato Group Inc.	1	130,000	130,000	130,000
The Kolb Company	1	250,000	250,000	250,000
<b>TOTAL</b>	<b>8</b>			

<b>Manchester</b>		low	high	average
Homeowner	2	65,000	600,000	332,500
Freshcom Building Company	1	248,800	248,800	248,800
<b>TOTAL</b>	<b>3</b>			

<b>Milan</b>		low	high	average
Breault Construction	11	78,600	122,100	101,740
MA Designers & Builders Inc.	5	140,000	212,000	173,600
Eastern Construction Co.	3	122,430	146,370	137,293
Essex Homes, LLC	2	150,000	220,000	185,000
Homeowner	1	90,000	90,000	90,000
JCJ Contracting, Inc.	1	180,000	180,000	180,000
<b>TOTAL</b>	<b>23</b>			

<b>Northfield</b>		low	high	average
Homeowner	3	300,000	500,000	400,000
Terratek Custom Homes	2	320,000	330,000	325,000
Etchen Gumma Limited	1	400,000	400,000	400,000
Hi-Point Construction	1	295,000	295,000	295,000
Shew-Dundon Construction	1	255,000	255,000	255,000
Vantage Construction Co.	1	350,000	350,000	350,000
<b>TOTAL</b>	<b>9</b>			

<b>Pittsfield</b>		low	high	average
Lombardo Homes of SE Michigan	22	170,208	233,654	206,121
Peters Building Co.	16	160,000	205,000	180,500
Johnson Building Group	9	219,445	350,000	279,007
Guenther Building Co.	5	251,628	302,975	281,538
Homeowner	3	192,257	295,000	235,752
Norfolk Homes	2	206,169	211,117	208,643
Martha Chatfield	1	177,706	177,706	177,706
Simon Building Company	1	342,000	342,000	342,000
William Charles Custom Homes	1	575,000	575,000	575,000
<b>TOTAL</b>	<b>60</b>			

<b>Salem</b>		low	high	average
Homeowner	8	105,000	430,000	266,781
Thurber Building Co., LLC	5	200,000	300,000	260,000
Timothy Patrick Homes LLC	4	225,000	225,000	225,000
Landmark Delta LLC	2	225,000	375,998	300,499
LaSant Building, Inc.	2	250,000	500,000	375,000
Antek Custom Building	1	650,000	650,000	650,000
Belanger Builders, Inc.	1	250,000	250,000	250,000
JE Brown Building, Inc.	1	297,000	297,000	297,000
Canzano Contracting Corp.	1	200,000	200,000	200,000
Cervi Construction, LLC	1	150,000	150,000	150,000
Paul Elkow Building	1	343,710	343,710	343,710
Essex Homes, LLC	1	230,000	230,000	230,000
Hadley Home Builders	1	363,700	363,700	363,700
LL Custom Contracting of MI Inc.	1	380,000	380,000	380,000
Mike Miller Building Co.	1	312,000	312,000	312,000
Simon Building Company	1	400,000	400,000	400,000
Slab Levelers LLC	1	269,000	269,000	269,000
Wickham Construction, Inc.	1	226,000	226,000	226,000
Matthew Wilcox Construction	1	250,000	250,000	250,000
<b>TOTAL</b>	<b>35</b>			

<b>Saline</b>		low	high	average
Livonia Builders	6	144,190	182,820	166,135
Canzano Contracting Corp.	1	190,000	190,000	190,000
Clark Custom Homes LLC	1	155,000	155,000	155,000
Homeowner	1	250,428	250,428	250,428

<b>Saline Township</b>		low	high	average
Homeowner	1	300,000	300,000	300,000
<b>TOTAL</b>	<b>1</b>			

<b>Scio</b>		low	high	average
Homeowner	2	340,000	350,000	345,000
Norfolk Homes	2	400,000	430,000	415,000
Ann Arbor Builders, Inc.	1	140,000	140,000	140,000
Coppennail - David Wall Assoc.	1	900,000	900,000	900,000
Joseph J. Grammatico	1	175,000	175,000	175,000
JJ's Home Improvements, Inc.	1	650,000	650,000	650,000
Brian Robards Custom Homes Inc.	1	375,000	375,000	375,000
<b>TOTAL</b>	<b>9</b>			

<b>Superior</b>		low	high	average
Lombardo Homes of SE Michigan	25	252,020	389,770	308,152
Pinnacle Homes of Michigan	18	177,143	197,874	190,964
Toll Brothers	10	534,568	780,031	642,558
Homeowner	5	232,899	744,633	427,482
Jason R. Minock	2	643,482	643,482	643,482
Riemco Building Company	1	288,633	288,633	288,633
Simon Building Company	1	334,856	334,856	334,856
Zalewski Construction Co., Inc.	1	530,953	530,953	530,953
<b>TOTAL</b>	<b>63</b>			

<b>Sylvan</b>		low	high	average
Homeowner	2	175,000	195,000	185,000
Queenan Construction Inc.	2	150,000	150,000	150,000
Tom Battistone	1	220,000	220,000	220,000
CVE Builders	1	140,000	140,000	140,000
Dalton & Zick Builders	1			
Norfolk Homes	1	185,000	185,000	185,000
Mike Schaap Builders Inc.	1	7,642,500	7,642,500	7,642,500
Simon Building Company	1	350,000	350,000	350,000
<b>TOTAL</b>	<b>10</b>			

<b>Webster</b>		low	high	average
Homeowner	4	125,000	270,000	193,152
Territorial Home Builders	3	200,000	225,000	211,667
Bull Ridge Custom Homes LLC	1	410,000	410,000	410,000
Chizek Builders	1	625,000	625,000	625,000
Louie Dimoski	1	300,000	300,000	300,000
Doyle Homes Inc.	1	300,000	300,000	300,000
Healy Homes, LLC	1	220,000	220,000	220,000
LaSant Building, Inc.	1	350,000	350,000	350,000
Gregory A. Long	1	450,000	450,000	450,000
Marhofer / Campbell Building Co.,	1	210,000	210,000	210,000
Momentum Construction	1	326,000	326,000	326,000
Ore Creek Development Corp.	1	230,000	230,000	230,000
Guiseppe Ravida	1	250,000	250,000	250,000
Sunny Homes Inc.	1	215,000	215,000	215,000
Tony VanOyen Builders, Inc.	1	225,000	225,000	225,000
Tonino Vicari	1	275,000	275,000	275,000
<b>TOTAL</b>	<b>21</b>			

<b>York</b>		low	high	average
Homeowner	20	230,000	674,000	338,425
Guenther Building Co.	8	200,000	425,000	319,297
Paul Elkow Building	4	230,000	367,000	313,781
Peters Building Co.	3	350,000	375,000	361,000
Allegiance Homes, LLC	1	425,000	425,000	425,000
Queenan Construction Inc.	1	310,000	310,000	310,000
Gerard Wald	1	339,000	339,000	339,000
<b>TOTAL</b>	<b>38</b>			

<b>Ypsilanti Township</b>		low	high	average
Lombardo Homes of SE Michigan	23	85,760	343,132	218,946
JDM Building Company LLC	3	227,553	263,376	245,427
The Windmill Group	2	152,880	165,984	159,432
Midwest Custom Builders	1	310,000	310,000	310,000
Mircea Opris	1	117,832	117,832	117,832
Timothy Patrick Homes LLC	1	240,408	240,408	240,408
<b>TOTAL</b>	<b>31</b>			

# SINGLE FAMILY HOME STARTS BY CONSTRUCTION VALUE

Through the fourth quarter.

## Jackson County

	<i>Values (in thousands)</i>					
	Under 100	100 to 149	150 to 199	200 to 299	300 to 499	500 +
Blackman		2	2	2		
Columbia		1	7	4	2	1
Grass Lake		3	6	5	3	1
Henrietta	1	2	1	1	2	
Leoni	1	1		1		
Napoleon				3	1	
Norvell	1	1		1		
Spring Arbor		4	4	1	2	1
Summit		4	4	3	2	
Waterloo	1	1				
<b>County Totals</b>	<b>4</b>	<b>19</b>	<b>24</b>	<b>21</b>	<b>12</b>	<b>3</b>
<b>% of Total:</b>	<b>4.8%</b>	<b>22.9%</b>	<b>28.9%</b>	<b>25.3%</b>	<b>14.5%</b>	<b>3.6%</b>

## Livingston County

	<i>Values (in thousands)</i>					
	Under 100	100 to 149	150 to 199	200 to 299	300 to 499	500 +
Brighton			4	8	39	4
Cohoctah	1			1	1	
Conway			2	1	1	
Deerfield				5	1	
Genoa	1		1	8	15	4
Green Oak			1	14	47	7
Hamburg			1	22	15	1
Handy		2	13	18	1	
Hartland				10	16	2
Howell		1	9	33	13	
Iosco	1			2		
Marion			2	32	10	2
Oceola	1	1	15	92	9	
Putnam		2		10	2	
Tyrone			2	15	15	
Unadilla		1		3	1	
<b>County Totals</b>	<b>4</b>	<b>7</b>	<b>50</b>	<b>274</b>	<b>186</b>	<b>20</b>
<b>% of Total:</b>	<b>0.7%</b>	<b>1.3%</b>	<b>9.2%</b>	<b>50.6%</b>	<b>34.4%</b>	<b>3.7%</b>

## Washtenaw County

<i>Values (in thousands)</i>	Under 100	100 to 149	150 to 199	200 to 299	300 to 499	500 +
Ann Arbor City		5	2	5	2	2
Augusta Township	1	1	3	20	4	1
Bridgewater				1		1
Chelsea		2	4	1		
Dexter	1		13	8	3	2
Dexter Village		1	12	2	1	
Freedom				2	1	
Lima	24	14		2	1	1
Lodi			2	8	11	2
Lyndon		1	1	3	1	2
Manchester	1			1		1
Milan	6	10	5	2		
Northfield				2	5	1
Pittsfield			24	30	5	1
Salem		2	1	18	12	2
Saline		1	7	1		
Saline Township					1	
Scio		1	1		5	2
Superior			18	15	15	13
Sylvan		1	5	1	1	1
Webster		1	1	12	6	1
York				12	25	1
Ypsilanti Township	1	2	11	13	3	
<b>County Totals</b>	<b>34</b>	<b>42</b>	<b>110</b>	<b>159</b>	<b>102</b>	<b>34</b>
<b>% of Total:</b>	<b>7.1%</b>	<b>8.7%</b>	<b>22.9%</b>	<b>33.1%</b>	<b>21.2%</b>	<b>7.1%</b>

# SINGLE FAMILY HOME STARTS BY SQUARE FOOTAGE

Through the fourth quarter.

## Jackson County

<i>Square Footage</i>	Under 1200	1200 to 1799	1800 to 2399	2400 to 3000	3000 to 3999	4000 to 4999	5000 +
Blackman			1				
Columbia		5	1	2			
Grass Lake			3	1			
Henrietta		3		2	1	1	
Leoni		7	2	1			
Napoleon			1				
Norvell		1	2				
Spring Arbor	1	2	5	2	2		
Summit	1	4	2	2	1		
<b>COUNTY TOTALS</b>	<b>2</b>	<b>22</b>	<b>17</b>	<b>10</b>	<b>4</b>	<b>1</b>	
<b>% of total:</b>	<b>3.6%</b>	<b>39.3%</b>	<b>30.4%</b>	<b>17.9%</b>	<b>7.1%</b>	<b>1.8%</b>	

## Livingston County

<i>Square Footage</i>	Under 1200	1200 to 1799	1800 to 2399	2400 to 3000	3000 to 3999	4000 to 4999	5000 +
Brighton		4	6	20	16	4	
Cohoctah			2				
Conway		1	1		1		
Deerfield			5		1		
Genoa		3	7	5	5	3	3
Green Oak		3	14	34	14	1	2
Hamburg		5	16	5	8	1	
Handy		11	16	2			
Hartland		4	8	9	2	1	2
Howell		7	30	12	3		
Iosco	1		2				
Marion		4	27	11	1	1	
Oceola		75	24	8	4		
Putnam	1	3	6	3	1		
Tyrone		6	9	8	7	1	1
Unadilla	1		3	1			
<b>COUNTY TOTALS</b>	<b>3</b>	<b>126</b>	<b>176</b>	<b>118</b>	<b>63</b>	<b>12</b>	<b>8</b>
<b>% of total:</b>	<b>0.6%</b>	<b>24.9%</b>	<b>34.8%</b>	<b>23.3%</b>	<b>12.5%</b>	<b>2.4%</b>	<b>1.6%</b>

## Washtenaw County

<i>Square Footage</i>	Under 1200	1200 to 1799	1800 to 2399	2400 to 3000	3000 to 3999	4000 to 4999	5000 +
Ann Arbor City		3	2		2		
Augusta Township		1	15	8	4		
Bridgewater			1				
Chelsea			4	3			
Dexter			7	7	8	1	1
Dexter Village		4	7	5			
Lima		8	18	7	1	1	
Lodi			3	4	7	8	1
Lyndon		3		1	3		
Milan		16	2				
Northfield			1	3	3	1	
Pittsfield		5	12	15	6		1
Salem		1	4	9	10	3	1
Saline		1					
Saline Township							1
Scio		1	1	1	1	2	2
Sylvan		2	3	4			1
Webster		2	4	10	4		
York			14	16	7		1
<b>COUNTY TOTALS</b>		<b>47</b>	<b>98</b>	<b>93</b>	<b>56</b>	<b>16</b>	<b>9</b>
<b>% of total:</b>		<b>14.7%</b>	<b>30.7%</b>	<b>29.2%</b>	<b>17.6%</b>	<b>5.0%</b>	<b>2.8%</b>

## SINGLE FAMILY HOME SQUARE FOOTAGE AVERAGE BY COUNTY

	2015	2014	2013	2012	2011
Jackson	1994	2311	2005	1895	2172
Livingston	2418	2443	2386	2320	2375
Washtenaw	2651	2760	2689	2523	2575

## AVERAGE SQUARE FOOTAGE PER JURISDICTION

Average Square Footage for homes built through the 4th quarter. Information in some jurisdictions is from a limited sample and will be less reliable than large samples.

	Avg. Square Footage	sample size		
<b>Jackson County</b>			<b>Washtenaw County</b>	
Henrietta	2380	7	Saline Township	5032 1
Grass Lake	2187	4	Sylvan	3720 10
Spring Arbor	2145	12	Scio	3612 8
Blackman	2022	1	Lodi	3576 23
Summit	1999	10	Northfield	3254 8
Norvell	1959	3	Salem	3098 28
Columbia	1819	8	Dexter	2831 24
Napoleon	1800	1	Webster	2673 20
Leoni	1627	10	York	2669 38
<b>Livingston County</b>			Lyndon	2615 7
Genoa	3213	26	Pittsfield	2555 39
Tyrone	3103	32	Augusta Township	2427 28
Brighton	2903	50	Chelsea	2251 7
Green Oak	2804	68	Lima	2137 35
Hartland	2784	26	Dexter Village	2092 16
Hamburg	2498	35	Bridgewater	2080 1
Conway	2435	3	Ann Arbor City	2080 7
Deerfield	2310	6	Saline	1598 1
Marion	2269	44	Milan	1590 18
Howell	2247	52		
Putnam	2054	14		
Unadilla	1924	5		
Handy	1884	29		
Oceola	1865	111		
Iosco	1615	3		
Cohoctah	1508	3		

# MULTI FAMILY STARTS

Through the fourth quarter.

## Apartments

### Jackson County

units

#### **Blackman**

ASC Building Solutions  
927 Wayne St.

4

*Total Units for Jurisdiction*

**4**

*Total Units for County*

**4**

### Livingston County

units

#### **Oceola**

XL Builders

1681-1711 Eldon Ave.  
3760-3800 Jasper Ave.  
3808-64 Jasper Ave.  
3871-3921 Jasper Ave.  
3874-3924 Jasper Ave.

6

6

8

8

8

*Total Units for Jurisdiction*

**36**

*Total Units for County*

**36**

### Washtenaw County

units

#### **Ann Arbor City**

Alpha Contracting, Inc.  
1705 Hill St.

34

O'Neal Construction Inc.

2100-28 Devon Circle  
2129-51 Devon Circle  
2153-81 Devon Circle  
2182-2210 Devon Circle  
2211-33 Devon Circle  
2235-57 Devon Circle  
2311-2333 Devon Circle  
2335 Devon Circle  
2364 Devon Circle  
2401 Tapio Circle  
2425 Tapio Circle  
2448-76 Tapio Circle  
2477-2507 Tapio Circle  
2509 Tapio Circle

15

12

15

15

12

12

12

12

15

12

12

15

16

15

Quality Home Builders Inc.  
436 Third St.

2

*Total Units for Jurisdiction*

**226**

#### **Pittsfield**

Livonia Builders

4012 Cloverlane Dr., Bldg. 3

12

*Total Units for Jurisdiction*

**12**

*Total Units for County*

**238**

## Condominiums

### Jackson County

units

#### **Summit**

John McGregor Ganton  
3675, 79, 83, 87 Terrace Hills Lane  
3686, 90, 94 Terrace Hills Lane

4

3

*Total Units for Jurisdiction*

**7**

*Total Units for County*

**7**

### Livingston County

units

#### **Genoa**

Mitch Harris Building Co.

1816-28 Genoa Circle

4

1817-29 Genoa Circle

4

*Total Units for Jurisdiction*

**8**

#### **Marion**

Mitch Harris Building Co.

475, 81, 85, 89 Hosta

4

*Total Units for Jurisdiction*

**4**

#### **Oceola**

Mitchell Building Company

2805, 15 Grand Marais Dr.

2

2825, 35 Grand Marais Dr.

2

2855, 65 Grand Marais Dr.

2

2895, 2915 Grand Marias Dr.

2

2925, 45 Grand Marais Dr.

2

*Total Units for Jurisdiction*

**10**

*Total Units for County*

**22**

### Washtenaw County

units

#### **Ann Arbor City**

Huron Contracting, LLC

542, 44, 46, 48 North Main St.

4

*Total Units for Jurisdiction*

**4**

#### **Bridgewater**

Homeowner

113, 14 Joann Trail

2

*Total Units for Jurisdiction*

**2**

#### **Chelsea**

Norfolk Homes

526-46 Fieldstone Circle North

6

602-622 Fieldstone Circle East

6

*Total Units for Jurisdiction*

**12**

#### **Milan**

John R. Kaas, Builder

1180, 84 Marvin St.

2

1190, 94 Marvin St.

2

907 Wright Lane

4

*Total Units for Jurisdiction*

**8**

#### **Pittsfield**

Rock Construction

3287 Primrose Lane

12

3313 Primrose Lane

12

*Total Units for Jurisdiction*

**24**

#### **Saline**

R & H Development Company Inc.

1901-04 Riversedge Dr.

4

*Total Units for Jurisdiction*

**4**



**Saline Township**

R & H Development Company Inc.	
1801-4 Riversedge Dr.	4
2001-4 Riversedge Dr.	4
2101-4 Riversedge Dr.	4
2201-04 Riversedge Dr.	4
2701-4 Riversedge Dr/	4
2801-4 Riversedge Dr.	4
<i>Total Units for Jurisdiction</i>	<b>24</b>

**Scio**

Hunter Pasteur Homes	
5576 Arbor Chase Dr., Bldg 10	8
5580 Arbor Chase Dr., units 77-84	8
5596 Arbor Chase Dr., units 85-92	8
Norfolk Homes	
1060-78 Summerfield Glen	10
<i>Total Units for Jurisdiction</i>	<b>34</b>
<b>Total Units for County</b>	<b>112</b>

**Duplexes**

**Jackson County** units

**Spring Arbor**

Stoneridge Builders Inc.	
South Dearing Rd.	2
<i>Total Units for Jurisdiction</i>	<b>2</b>
<b>Total Units for County</b>	<b>2</b>

**Livingston County** units

**Brighton**

Quality Home Remodeling LLC	
800 South Old US 23	2
<i>Total Units for Jurisdiction</i>	<b>2</b>
<b>Total Units for County</b>	<b>2</b>

**Washtenaw County** units

**Ann Arbor City**

RW Mercer Co.	
450 West Stadium Blvd.	2
<i>Total Units for Jurisdiction</i>	<b>2</b>
<b>Total Units for County</b>	<b>2</b>

# REMODELS AND ADDITIONS

selected permits valued over approximately \$50,000

For the 4th quarter.

## Jackson County

### Columbia

Dan O'Shea Construction 7829 North Shore Dr.	\$220,000
Patriot Restoration LLC 7761 Riverside Rd.	\$90,000
Schneider Construction LLC 10709 Wesch Rd.	\$95,000
Schoendorf Construction 113 Highview Ct.	\$50,000

**Total Value for Jurisdiction \$455,000**

### Grass Lake

Baker Builders, Inc. 662 Island Dr.	\$307,149
--	-----------

**Total Value for Jurisdiction \$307,149**

### Jackson City

Eagle Ventures, Inc. 109 West Washinton Ave.	\$108,000
Homeowner 1317 Locust St.	\$77,040
Portland Group Services, LLC 438 West Monroe St.	\$74,012
Window & Door Store 1000 Brighton Rd.	\$53,337

**Total Value for Jurisdiction \$312,389**

### Summit

RL Baker Construction, Inc. 5325 Browns Lake Rd.	\$64,000
---	----------

**Total Value for Jurisdiction \$64,000**

**Total Value for County \$1,138,538**

## Livingston County

### Brighton

James D. Gillis 2860 Cady	\$100,782
Homeowner 3040 Cady Dr.	\$82,708
Dominic Johnson 2872 Cady	\$104,947

**Total Value for Jurisdiction \$288,437**

### Conway

M & J Builders, LLC 6465 Nicholson Rd.	\$80,000
Ott Builders 9985 Stow Rd.	\$91,762

**Total Value for Jurisdiction \$171,762**

### Deerfield

Homeowner 6802 Fisher Rd.	\$89,875
------------------------------	----------

**Total Value for Jurisdiction \$89,875**

### Genoa

Homeowner 1001 Sunrise Park	\$145,768
4340 Oak Pointe Dr.	\$51,793

### Kem & Associates Inc.

631 Sunrise Park	\$112,090
Zalewski Construction Co., Inc. 4212 Highcrest	\$126,502

**Total Value for Jurisdiction \$436,153**

### Green Oak

Homeowner 9251 Willow Creek Ct.	\$50,000
Rasegan General Contractors 12741 Ten Mile Rd.	\$58,196
M.J. Whelan Construction, Inc. 11500 Lisa Lori Lane	\$139,796

**Total Value for Jurisdiction \$247,992**

### Hamburg

Homeowner 11361 Cedar Bend Dr.	\$160,959
9708 Zukey Dr.	
Northwest Contracting Inc. 7060 Sheldon Rd.	\$95,539

**Total Value for Jurisdiction \$256,498**

### Handy

Homeowner 4200 Nicholson	\$82,596
-----------------------------	----------

**Total Value for Jurisdiction \$82,596**

### Hartland

Homeowner 10855 Dunham Rd.	\$112,542
11695 Kerns Way	\$56,051

**Total Value for Jurisdiction \$168,593**

### Marion

Marty Northstarr Builders LLC 255 Dinkel Dr.	\$67,824
---	----------

**Total Value for Jurisdiction \$67,824**

### Putnam

Homeowner 5323 West M-36	\$82,415
SD Rollins Construction 1462 Wilderness Hills Trail	\$200,000

**Total Value for Jurisdiction \$282,415**

### Tyrone

Homeowner 11469 White Lake Rd.	\$85,596
-----------------------------------	----------

**Total Value for Jurisdiction \$85,596**

**Total Value for County \$2,177,741**

## Washtenaw County

### Ann Arbor City

Acheson Builders, Inc. 442 Second St.	\$303,000
Adaptive Building Solutions, LLC 2432 Packard St.	\$95,000
Belfor USA Group Inc. 3338 Chelsea Circle	\$101,657

CB Custom Homes	
2110 Londonderry Rd.	\$80,000
Covenant Construction	
1124 Olivia Ave.	\$100,000
Finished Basements Plus	
2144 Prairie St.	\$100,000
Forward Design Build	
1669 Arlington Blvd.	\$180,000
3524 Larchmont Dr.	\$79,500
Giraffe Design Build LLC	
1805 Maryfield Dr.	\$110,000
Hexagon General Contracting Svc. LLC	
3685 Charter Place	\$52,000
Hileman Construction Company	
2735 Ember Way	\$102,000
Homeowner	
1706 Glenwood Rd.	\$75,000
1811 Orchard St.	\$70,000
2341 Londonderry Rd.	\$55,000
3141 Nordman Rd.	\$80,000
819 Daniel St.	\$125,000
JMJ Construction	
593 Allison Dr.	\$100,985
Johnson Brothers Construction	
2034 Norway Rd.	\$300,000
David Klein Construction, Inc.	
1204 West Madison St.	\$95,000
Cameron Magoon	
503 Cherry St.	\$125,000
Meadowlark Builders, LLC	
211 Bucholz Ct.	\$50,000
2719 Provincetown Ct.	\$98,500
Robert Alan Murray	
1533 Broadway St.	\$130,000
Olivia Avenue Services	
517 Elm St.	\$100,000
RB Company Construction & Mgmt.	
1801 Charlton Ave.	\$75,000
Rochman Design-Build	
1499 Maywood Ave.	\$50,000
1966 Boulder Dr.	\$85,000
Vinewood Custom Builders Inc.	
1406 West Washinton St.	\$240,000
826 West Washington St.	\$420,000
Trenton A. Withrow	
1422 West Huron St.	\$135,000
<b>Total Value for Jurisdiction</b>	<b>\$3,712,642</b>

#### Augusta Township

Homeowner	
10780 Willis Rd.	\$65,000
8959 Talladay Rd.	\$127,000
<b>Total Value for Jurisdiction</b>	<b>\$192,000</b>

#### Dexter

Homeowner	
7197 Lake Shore Dr.	\$50,000
<b>Total Value for Jurisdiction</b>	<b>\$50,000</b>

#### Dexter Village

M Services LLC	
3558 Central St.	\$60,000
Riemco Building Company	
3389 Broad St.	\$155,000
<b>Total Value for Jurisdiction</b>	<b>\$215,000</b>

#### Freedom

Homeowner	
6831 Ernst Rd.	\$200,000
<b>Total Value for Jurisdiction</b>	<b>\$200,000</b>

#### Lyndon

Stephen Lamanen	
14600 Edgewood	\$60,000
<b>Total Value for Jurisdiction</b>	<b>\$60,000</b>

#### Northfield

Woodcraft Design & Build	
148 East Shore Dr.	\$364,999
<b>Total Value for Jurisdiction</b>	<b>\$364,999</b>

#### Pittsfield

Ann Arbor Sunroom Kitchen & Bath	
5166 Forest View Ct.	\$50,122
<b>Total Value for Jurisdiction</b>	<b>\$50,122</b>

#### Scio

Christian Tennant Custom Homes	
3939 Holden Dr.	\$200,000
<b>Total Value for Jurisdiction</b>	<b>\$200,000</b>

#### Sylvan

R.E. Gibbs Construction	
474 Glazier Rd.	\$100,000
<b>Total Value for Jurisdiction</b>	<b>\$100,000</b>

#### Webster

Peter Werner Deininger	
8680 Pellett Dr.	\$80,000
Hamilton Building & Design	
4306 Potts Dr.	\$300,000
<b>Total Value for Jurisdiction</b>	<b>\$380,000</b>

#### Ypsilanti Township

Jim Blasiak Builders	
839 Tyler Rd.	\$75,000
Imperial Building Inc.	
1680 Grove Rd.	\$68,940
Interstate Restoration	
7478 Textile Rd.	\$96,176
Matrix Basement Systems	
5625 South Eagle Ct.	\$65,000
Paul Davis Restoration of Ann Arbor	
810 Eugene St.	\$57,000
BR Stouffer & Associates Inc.	
1310 Collegewood	\$64,000
<b>Total Value for Jurisdiction</b>	<b>\$426,116</b>

**Total Value for County \$5,950,879**

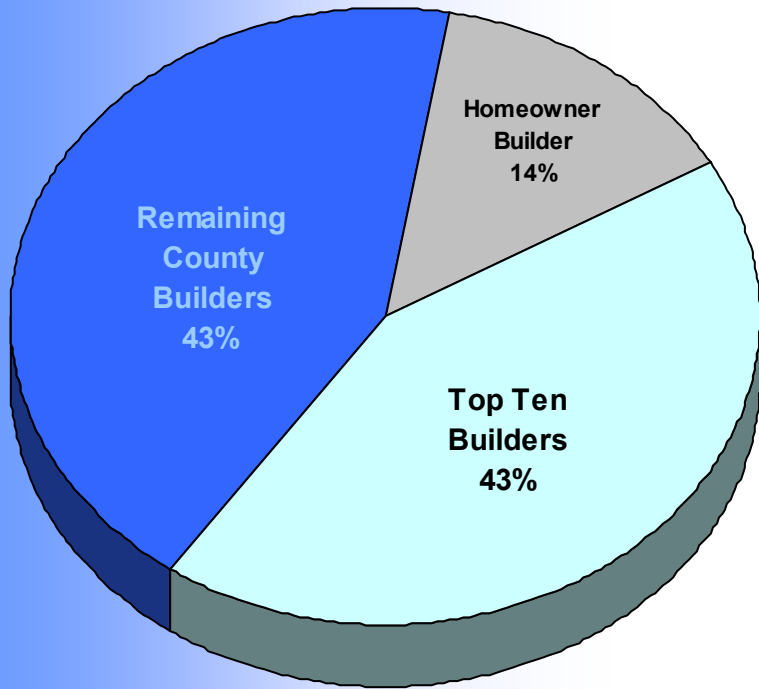
# **SECTION III**

## **BUILDER INFORMATION**

# TOP TEN BUILDERS

## Livingston/Washtenaw/Jackson Area

Through the 4<sup>th</sup> Quarter



2015

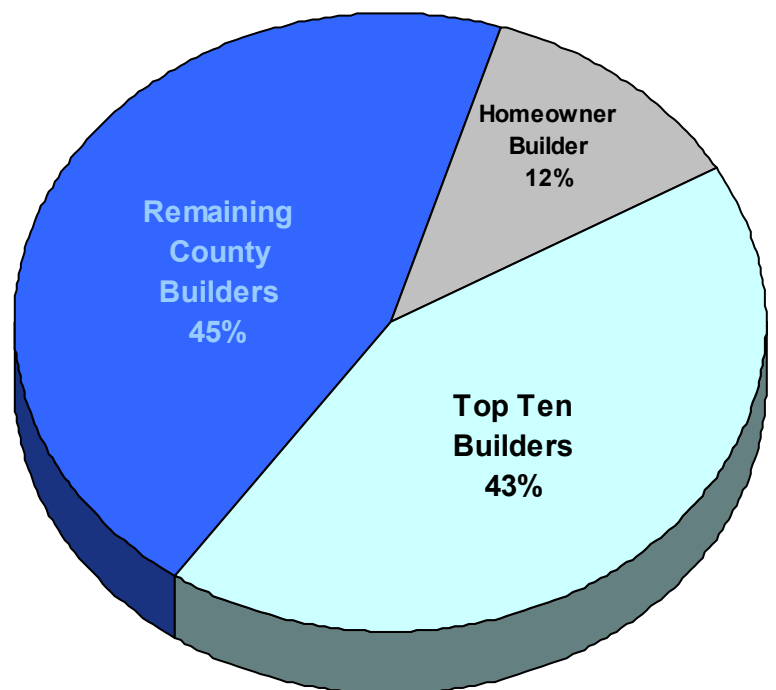
	starts	%
Lombardo Homes of SE Michigan	149	13.0
Allen Edwin Homes	122	10.7
Pulte Homes of Michigan	46	4.0
Peters Building Co.	36	3.2
Guenther Building Co.	26	2.3
Toll Brothers	25	2.2
Mitchell Building Company	23	2.0
Norfolk Homes	22	1.9
CVE Builders	20	1.8
Capital Construction Group LLC	20	1.8

158 Homeowner Builders are not used in this table.  
Ties for 10<sup>th</sup> show, but only ten numbers are used for chart.

Through the 4<sup>th</sup> Quarter

2015

	starts	%
Allen Edwin Co.	117	11.7
Lombardo Homes of SE Michigan	100	10.0
Pulte Homes of Michigan	47	4.7
Peters Building Co.	36	3.6
Norfolk Homes	33	3.3
Toll Brothers	26	2.6
Guenther Building Co.	23	2.3
Capital Construction Group LLC	21	2.1
Mitchell Building Company	15	1.5
Mitch Harris Building Co.	13	1.3
Chestnut Development LLC	13	1.3



123 Homeowner Builders are not used in this table.  
Ties for 10<sup>th</sup> show, but only ten numbers are used for chart.

# BUILDER RANKING LIST

YTD Totals. Single family home starts for this report area.

Homeowner	158	Paddock Home Builders	3	Baldwin Building Co., LLC	1
Lombardo Homes of SE Michigan	149	Queenan Construction Inc.	3	Tom Battistone	1
Allen Edwin Homes	122	James Ridenour	3	Beechwood Building & Design	1
Pulte Homes of Michigan	46	Brian Robards Custom Homes Inc.	3	Benjamin Builders	1
Peters Building Co.	36	Rotondo Construction Corporation	3	Binder Building & Carpentry	1
Guenther Building Co.	26	Territorial Home Builders	3	Edward Blake, Jr.	1
Toll Brothers	25	Trowbridge Companies	3	Boones Carpentry Inc.	1
Mitchell Building Company	23	Vantage Construction Co.	3	JE Brown Building, Inc.	1
Norfolk Homes	22	Ann Arbor Builders, Inc.	2	Bull Ridge Custom Homes LLC	1
Capital Construction Group LLC	20	Belote Homes, Inc.	2	Capaldi Building Co.	1
CVE Builders	20	Big Sky Development	2	Casavilla Builders Inc.	1
Paul Elkow Building	19	Canzano Contracting Corp.	2	Cedar Brook Homes	1
Mitch Harris Building Co.	19	Louie Dimoski	2	Cervi Construction, LLC	1
Pinnacle Homes of Michigan	18	Donato Group Inc.	2	Russ Cesarz Design & Build	1
Breault Construction	11	Steve Fuller	2	Chizek Builders	1
Infinity Homes & Company	11	Hi-Point Construction	2	Choice Home Designs, Inc.	1
Johnson Building Group	11	Kingslien Homes, Inc.	2	Timothy Chouinard	1
Frank M. Soave Builder, Inc.	11	Lake Forest Builders LLC	2	Claremont Homes LLC	1
Tony VanOyen Builders, Inc.	8	Landmark Delta LLC	2	Kurt Clark	1
Essex Homes, LLC	7	Legendary Homes, Inc.	2	Clark Custom Homes LLC	1
Rod Pieron Building Co.	7	M & M Homes, Inc.	2	C. Constantine Construction	1
Simon Building Company	7	Marhofer / Campbell Building Co., LLC	2	Coppernail - David Wall Assoc.	1
Soave Homes, Inc.	7	Matthew Homes LLC	2	Cornerstone Construction Services	1
Belanger Builders, Inc.	6	Jason R. Minock	2	Kurt D. Couture	1
Livonia Builders	6	Kyle Montgomery	2	Creative Design & Construction	1
Antek Custom Building	5	M-R Builders, Inc.	2	Zac Cruse Construction Company	1
Crane Construction, Inc.	5	PB & J Construction, Inc.	2	CT Quality Contracting	1
Doyle Homes Inc.	5	Poloski Construction Co.	2	D'Anna Construction Company	1
MA Designers & Builders Inc.	5	Guiseppe Ravida	2	BD Donovan Builders	1
Signature Group of Livingston	5	Reutter Bros. Construction Inc.	2	Bruce Donovan Construction	1
Thurber Building Co., LLC	5	Riemco Building Company	2	Dreamworks Builders Inc.	1
Timothy Patrick Homes LLC	5	Runyan Bros. Construction Co.	2	Terry Eaton Builders	1
Baker Builders, Inc.	4	Marshall Smith Builders	2	Echo Construction Inc.	1
Chestnut Development LLC	4	Snyder Contracting LLC	2	Etchen Gumma Limited	1
Construction Unlimited, Inc.	4	Daniel Szabo	2	Fairview Construction, Inc.	1
Dalton & Zick Builders	4	Terratek Custom Homes	2	Noris C. Favot	1
Hadley Home Builders	4	Vettraino Homes Inc.	2	Gordon D. Fellows, Inc.	1
Main Street Homes	4	Weir Building Company	2	Fieldstone Construction Services	1
Slab Levelers LLC	4	William Charles Custom Homes	2	FMS Construction	1
R C Winneur Construction Co.	4	The Windmill Group	2	Forest Ridge Construction	1
Advance Craft Home Builders, Inc.	3	Zalewski Construction Co., Inc.	2	Freshcorn Building Company	1
Arcadia Homes Inc.	3	John Zook Construction	2	Fritz Home Improvement	1
Martha Chatfield	3	3 Kings Building Inc.	1	John Gargaro	1
Compo Builders, Inc.	3	Advanced Builders	1	Mitch Gasche Custom Homes	1
Cornerstone Residential Group LLC	3	Advanced Building & Renovation	1	Gemstone Homes, Inc.	1
Eastern Construction Co.	3	All Star Builders	1	GMB Builders LLC	1
EBI Incorporated	3	All Weather Seal Co., Inc.	1	Construction by John Goss	1
Fielek Builders	3	Allegiance Homes, LLC	1	Gottschalk Management, LLC	1
Deni Giannandrea	3	A-One Construction & Concrete	1	Joseph J. Grammatico	1
JDM Building Company LLC	3	Ali Aqel	1	Grand Haven Homes LLC	1
LaSant Building, Inc.	3	Artisan Building Co.	1	Greater Jackson Habitat for Humanity	1
Mayberry Homes, LLC	3	Ash Builders Inc.	1	Greystone Building Co.	1
Mid Star Home Builders	3	RL Baker Construction, Inc.	1	Hamway Homes, Inc.	1

Harris Homes	1	Mark Leahy	1	Mike Schaap Builders Inc.	1
Hartland Homes Inc.	1	Brian Lewis	1	Joseph Schulist Builders, Inc.	1
Haskins Home Builders, LLC	1	LL Custom Contracting of MI Inc.	1	Darren James Schupbach	1
Johannes Hauptmann	1	Gregory A. Long	1	Garrett Sharp	1
Healy Homes, LLC	1	Steven J. Lucchesi, Inc.	1	JF Shewchuck Construction	1
Heartland Home Builders, Inc.	1	Jim Marhofer Carpenter Contractor	1	Shew-Dundon Construction	1
Hex Construction, Inc.	1	Maven Development LLC	1	Soave Properties Inc.	1
Heydenburg Homes	1	Michigan Building Specialties Inc.	1	Spectrum Building Co.	1
Hilltop Construction	1	MidPoint Construction	1	John Spencer	1
Hoskins Construction	1	Midwest Custom Builders	1	Tom Staley Custom Builders	1
Integrity Construction & Contracting	1	Mike Miller Building Co.	1	Curtis Stanke Construction	1
J & L Homes, Inc.	1	Mike Miller Building Co. LLC	1	Sterling Contracting & Millwork, Inc.	1
JACC Student Builders	1	Momentum Construction	1	Stone Hollow Properties & Dev.	1
JB Construction	1	Motor City Builders	1	Sunglo Restoration Sevices	1
JCJ Contracting, Inc.	1	N & R Frame All Construction Inc.	1	Sunny Homes Inc.	1
Jensen & Sons, Inc.	1	New Babcock Homes	1	Target Building Inc.	1
JJ's Home Improvements, Inc.	1	Mircea Opris	1	Todd Custom Homes	1
JMB Builders	1	Ore Creek Development Corp.	1	Trademark Framing & Building	1
Richard Jusino	1	P & B Building Company	1	Tonino Vicari	1
K Squared Construction	1	Patriot Restoration LLC	1	Villa Construction Inc.	1
KDB Custom Homes	1	Chris Payne Construction	1	Gerard Wald	1
KLA Development, Inc.	1	Pinkelman Custom Homes LLC	1	Walter Construction, Inc.	1
The Kolb Company	1	PJ Construction Company Inc.	1	Ward Construction	1
Tom J. Kovach Builder, Inc.	1	Poly Arch Inc.	1	Chad Warden	1
Krieghoff-Lenawee	1	Raco's Custom Home Builders Corp.	1	Wickham Construction, Inc.	1
Michael Kujala	1	J Rajala Construction LLC	1	Matthew Wilcox Construction	1
LaClair Builders	1	Ridsdale Custom Homes, Inc	1	J. Wyers Homes	1
Lamberto Construction Corp.	1	Runyan Brothers Construction Co.	1	<b>Number of builders</b>	<b>244</b>
Landmaster Properties LLC	1	Ryson Homes	1		

# BUILDER STARTS COMPARED TO PRIOR YEAR

	Current	Prior					
	This year	Last year	Change				
CVE Builders	20	3	566.67%	RL Baker Construction, Inc.	1	1	0.00%
Livonia Builders	6	1	500.00%	The Windmill Group	2	2	0.00%
Paul Elkow Building	19	4	375.00%	Louie Dimoski	2	2	0.00%
Dalton & Zick Builders	4	1	300.00%	Gregory A. Long	1	1	0.00%
R C Winneur Construction Co.	4	1	300.00%	Midwest Custom Builders	1	1	0.00%
Baker Builders, Inc.	4	1	300.00%	Mid Star Home Builders	3	3	0.00%
Paddock Home Builders	3	1	200.00%	Pinkelman Custom Homes LLC	1	1	0.00%
Belanger Builders, Inc.	6	2	200.00%	Maven Development LLC	1	1	0.00%
Mayberry Homes, LLC	3	1	200.00%	Garrett Sharp	1	1	0.00%
James Ridenour	3	1	200.00%	Hartland Homes Inc.	1	1	0.00%
Deni Giannandrea	3	1	200.00%	Peters Building Co.	36	36	0.00%
JDM Building Company LLC	3	1	200.00%	Steven J. Lucchesi, Inc.	1	1	0.00%
Infinity Homes & Company	11	5	120.00%	Poloski Construction Co.	2	2	0.00%
Legendary Homes, Inc.	2	1	100.00%	Mark Leahy	1	1	0.00%
Zalewski Construction Co., Inc.	2	1	100.00%	Landmaster Properties LLC	1	1	0.00%
Runyan Bros. Construction Co.	2	1	100.00%	KLA Development, Inc.	1	1	0.00%
Marshall Smith Builders	2	1	100.00%	J & L Homes, Inc.	1	1	0.00%
Snyder Contracting LLC	2	1	100.00%	Reutter Bros. Construction Inc.	2	2	0.00%
Tony VanOyen Builders, Inc.	8	4	100.00%	Haskins Home Builders, LLC	1	1	0.00%
Belote Homes, Inc.	2	1	100.00%	3 Kings Building Inc.	1	1	0.00%
Big Sky Development	2	1	100.00%	Kingslien Homes, Inc.	2	2	0.00%
Thurber Building Co., LLC	5	3	66.67%	New Babcock Homes	1	1	0.00%
Mitchell Building Company	23	15	53.33%	JCJ Contracting, Inc.	1	1	0.00%
Advance Craft Home Builders, Inc.	3	2	50.00%	Pulte Homes of Michigan	46	47	-2.13%
Arcadia Homes Inc.	3	2	50.00%	Toll Brothers	25	26	-3.85%
Vantage Construction Co.	3	2	50.00%	Capital Construction Group LLC	20	21	-4.76%
Fielek Builders	3	2	50.00%	Breault Construction	11	12	-8.33%
Lombardo Homes of SE Michigan	149	100	49.00%	Hadley Home Builders	4	5	-20.00%
Mitch Harris Building Co.	19	13	46.15%	Main Street Homes	4	5	-20.00%
Rod Pieron Building Co.	7	5	40.00%	Compo Builders, Inc.	3	4	-25.00%
Soave Homes, Inc.	7	5	40.00%	Signature Group of Livingston	5	7	-28.57%
Simon Building Company	7	5	40.00%	Norfolk Homes	22	32	-31.25%
Construction Unlimited, Inc.	4	3	33.33%	M-R Builders, Inc.	2	3	-33.33%
Doyle Homes Inc.	5	4	25.00%	Weir Building Company	2	3	-33.33%
Guenther Building Co.	26	23	13.04%	Queenan Construction Inc.	3	5	-40.00%
Johnson Building Group	11	10	10.00%	Riemco Building Company	2	4	-50.00%
Frank M. Soave Builder, Inc.	11	10	10.00%	Binder Building & Carpentry	1	2	-50.00%
Allen Edwin Homes	122	115	6.09%	Beechwood Building & Design	1	2	-50.00%
Brian Robards Custom Homes Inc.	3	3	0.00%	Choice Home Designs, Inc.	1	2	-50.00%
Greater Jackson Habitat for Humanity	1	1	0.00%	Ridsdale Custom Homes, Inc	1	2	-50.00%
Rotondo Construction Corporation	3	3	0.00%	Wickham Construction, Inc.	1	2	-50.00%
Steve Fuller	2	2	0.00%	Crane Construction, Inc.	5	10	-50.00%
Mike Schaap Builders Inc.	1	1	0.00%	Jim Marhofer Carpenter Contractor	1	2	-50.00%
PB & J Construction, Inc.	2	2	0.00%	Bruce Donovan Construction	1	2	-50.00%
Essex Homes, LLC	7	7	0.00%	Ann Arbor Builders, Inc.	2	4	-50.00%
Jensen & Sons, Inc.	1	1	0.00%	Soave Properties Inc.	1	2	-50.00%
EBI Incorporated	3	3	0.00%	Marhofer / Campbell Building Co., LLC	2	5	-60.00%
Dreamworks Builders Inc.	1	1	0.00%	Trowbridge Companies	3	8	-62.50%
JF Shewchuck Construction	1	1	0.00%	J Rajala Construction LLC	1	3	-66.67%
BD Donovan Builders	1	1	0.00%	Chestnut Development LLC	4	13	-69.23%
Hamway Homes, Inc.	1	1	0.00%	Cornerstone Residential Group LLC	3	11	-72.73%
D'Anna Construction Company	1	1	0.00%	Forest Ridge Construction	1	4	-75.00%
Gordon D. Fellows, Inc.	1	1	0.00%	Artisan Building Co.	1	5	-80.00%
CT Quality Contracting	1	1	0.00%	Healy Homes, LLC	1	7	-85.71%
Creative Design & Construction	1	1	0.00%	Casavilla Builders Inc.	1	9	-88.89%
Kurt D. Couture	1	1	0.00%				
Cornerstone Construction Services	1	1	0.00%				
Claremont Homes LLC	1	1	0.00%				
Russ Cesarz Design & Build	1	1	0.00%				
Canzano Contracting Corp.	2	2	0.00%				
Bull Ridge Custom Homes LLC	1	1	0.00%				
Ward Construction	1	1	0.00%				



# BUILDER RANKING BY AVERAGE VALUE

Based on construction value reported on permits

	# of starts	Average value			
Mike Schaap Builders Inc.	1	\$7,642,500	3 Kings Building Inc.	1	\$348,431
Coppernail - David Wall Assoc.	1	\$900,000	Kingslien Homes, Inc.	2	\$348,418
Krieghoff-Lenawee	1	\$811,604	Tony VanOyen Builders, Inc.	8	\$346,430
Binder Building & Carpentry	1	\$750,000	Belanger Builders, Inc.	6	\$344,559
Jensen & Sons, Inc.	1	\$740,000	Heartland Home Builders, Inc.	1	\$343,913
JJ's Home Improvements, Inc.	1	\$650,000	Weir Building Company	2	\$341,968
Jason R. Minock	1	\$643,482	Heydenburg Homes	1	\$340,000
Raco's Custom Home Builders Corp.	1	\$639,731	Gerard Wald	1	\$339,000
Chizek Builders	1	\$625,000	Casavilla Builders Inc.	1	\$337,320
Todd Custom Homes	1	\$600,000	Fairview Construction, Inc.	1	\$337,045
Brian Robards Custom Homes Inc.	3	\$591,000	Fielek Builders	3	\$336,879
Cornerstone Construction Services	1	\$580,000	Paul Elkow Building	19	\$333,234
Poly Arch Inc.	1	\$562,845	Mike Miller Building Co. LLC	1	\$332,000
Compo Builders, Inc.	3	\$558,443	Vantage Construction Co.	3	\$331,198
Harris Homes	1	\$550,000	D'Anna Construction Company	1	\$328,307
PJ Construction Company Inc.	1	\$550,000	Benjamin Builders	1	\$327,273
Beechwood Building & Design	1	\$535,000	Momentum Construction	1	\$326,000
William Charles Custom Homes	2	\$534,775	JMB Builders	1	\$325,883
Forest Ridge Construction	1	\$530,697	Kurt Clark	1	\$325,700
Grand Haven Homes LLC	1	\$522,770	Terratek Custom Homes	2	\$325,000
Hamway Homes, Inc.	1	\$508,075	Chestnut Development LLC	4	\$324,747
Capaldi Building Co.	1	\$498,939	Doyle Homes Inc.	5	\$322,694
Maven Development LLC	1	\$475,000	Ali Aqel	1	\$321,742
Matthew Homes LLC	2	\$463,618	Joseph Schulist Builders, Inc.	1	\$320,725
Signature Group of Livingston	5	\$461,234	Big Sky Development	1	\$320,176
Antek Custom Building	5	\$459,243	Landmaster Properties LLC	1	\$320,000
Gregory A. Long	1	\$450,000	Dreamworks Builders Inc.	1	\$319,076
Mitch Gasche Custom Homes	1	\$449,488	Advance Craft Home Builders, Inc.	3	\$317,716
Villa Construction Inc.	1	\$448,955	Kyle Montgomery	2	\$317,500
Toll Brothers	25	\$446,147	Hex Construction, Inc.	1	\$317,223
Tom J. Kovach Builder, Inc.	1	\$442,440	Reutter Bros. Construction Inc.	2	\$315,911
Ryson Homes	1	\$439,396	Crane Construction, Inc.	5	\$315,310
Allegiance Homes, LLC	1	\$425,000	Mike Miller Building Co.	1	\$312,000
Louie Dimoski	2	\$422,417	Midwest Custom Builders	1	\$310,000
Terry Eaton Builders	1	\$419,600	Zac Cruse Construction Company	1	\$309,871
Dalton & Zick Builders	3	\$416,667	R C Winneur Construction Co.	4	\$306,871
Cornerstone Residential Group LLC	3	\$415,659	Lamberto Construction Corp.	1	\$306,519
M-R Builders, Inc.	2	\$415,000	Arcadia Homes Inc.	3	\$306,256
Bull Ridge Custom Homes LLC	1	\$410,000	Richard Jusino	1	\$304,656
Etchen Gumma Limited	1	\$400,000	Noris C. Favot	1	\$304,395
Edward Blake, Jr.	1	\$396,421	JACC Student Builders	1	\$303,360
CT Quality Contracting	1	\$394,445	Michael Kujala	1	\$303,187
Pinkelman Custom Homes LLC	1	\$392,829	Ridsdale Custom Homes, Inc	1	\$302,943
Deni Giannandrea	3	\$392,597	Haskins Home Builders, LLC	1	\$302,532
Runyan Brothers Construction Co.	1	\$392,578	Landmark Delta LLC	2	\$300,499
Echo Construction Inc.	1	\$390,880	Hoskins Construction	1	\$300,000
Main Street Homes	4	\$389,365	JE Brown Building, Inc.	1	\$297,000
Tom Staley Custom Builders	1	\$388,521	Capital Construction Group LLC	20	\$295,499
Russ Cesarz Design & Build	1	\$382,968	Rotondo Construction Corporation	3	\$294,687
Zalewski Construction Co., Inc.	2	\$382,471	Johannes Hauptmann	1	\$294,198
Kurt D. Couture	1	\$380,372	Poloski Construction Co.	2	\$293,538
LL Custom Contracting of MI Inc.	1	\$380,000	Lake Forest Builders LLC	2	\$292,500
Stone Hollow Properties & Dev.	1	\$377,995	GMB Builders LLC	1	\$290,967
New Babcock Homes	1	\$377,638	Runyan Bros. Construction Co.	2	\$288,767
Simon Building Company	7	\$375,265	Frank M. Soave Builder, Inc.	11	\$288,440
Steve Fuller	2	\$371,362	Slab Levelers LLC	4	\$287,932
Integrity Construction & Contracting	1	\$370,462	Mitch Harris Building Co.	19	\$284,982
Paddock Home Builders	3	\$370,289	Homeowner	150	\$284,137
Riemco Building Company	2	\$369,317	Hi-Point Construction	2	\$282,155
Curtis Stanke Construction	1	\$368,837	Johnson Building Group	11	\$278,733
Chris Payne Construction	1	\$367,518	Tonino Vicari	1	\$275,000
LaSant Building, Inc.	3	\$366,667	Target Building Inc.	1	\$274,201
Soave Properties Inc.	1	\$365,879	C. Constantine Construction	1	\$265,780
PB & J Construction, Inc.	2	\$365,261	Construction Unlimited, Inc.	4	\$264,727
Mayberry Homes, LLC	3	\$363,869	Hadley Home Builders	4	\$261,868
Creative Design & Construction	1	\$363,773	Fieldstone Construction Services	1	\$261,220
John Gargaro	1	\$349,294	Thurber Building Co., LLC	5	\$260,000
Sterling Contracting & Millwork, Inc.	1	\$349,167	Boones Carpentry Inc.	1	\$259,435
			Marshall Smith Builders	2	\$258,764

Guisepe Ravida	2	\$257,609	Peters Building Co.	36	\$203,670
Shew-Dundon Construction	1	\$255,000	Queenan Construction Inc.	3	\$203,333
Baldwin Building Co., LLC	1	\$254,000	Ash Builders Inc.	1	\$200,000
Artisan Building Co.	1	\$252,615	Hilltop Construction	1	\$200,000
Mark Leahy	1	\$250,823	Patriot Restoration LLC	1	\$200,000
Gordon D. Fellows, Inc.	1	\$250,000	Canzano Contracting Corp.	2	\$195,000
The Kolb Company	1	\$250,000	Snyder Contracting LLC	2	\$195,000
LaClair Builders	1	\$250,000	Infinity Homes & Company	11	\$192,760
Michigan Building Specialties Inc.	1	\$250,000	Cedar Brook Homes	1	\$192,248
MidPoint Construction	1	\$250,000	Pinnacle Homes of Michigan	18	\$190,964
Matthew Wilcox Construction	1	\$250,000	All Star Builders	1	\$190,000
Allen Edwin Homes	118	\$249,337	Steven J. Lucchesi, Inc.	1	\$185,000
Freshcorn Building Company	1	\$248,800	RL Baker Construction, Inc.	1	\$180,000
Garrett Sharp	1	\$245,452	JCJ Contracting, Inc.	1	\$180,000
JDM Building Company LLC	3	\$245,427	JF Shewchuck Construction	1	\$180,000
J Rajala Construction LLC	1	\$244,150	Baker Builders, Inc.	3	\$177,000
Claremont Homes LLC	1	\$239,795	Joseph J. Grammatico	1	\$175,000
Rod Pieron Building Co.	6	\$231,169	JB Construction	1	\$174,471
John Spencer	1	\$231,097	MA Designers & Builders Inc.	5	\$173,600
P & B Building Company	1	\$230,711	CVE Builders	20	\$170,015
Lombardo Homes of SE Michigan	145	\$230,575	Ann Arbor Builders, Inc.	2	\$166,856
Marhofer / Campbell Building Co., LLC	2	\$230,000	Livonia Builders	6	\$166,135
Ore Creek Development Corp.	1	\$230,000	Trowbridge Companies	2	\$165,250
Guenther Building Co.	26	\$229,310	EBI Incorporated	3	\$160,182
Greystone Building Co.	1	\$229,000	The Windmill Group	2	\$159,432
Timothy Patrick Homes LLC	5	\$228,082	Martha Chatfield	3	\$159,235
N & R Frame All Construction Inc.	1	\$227,421	Clark Custom Homes LLC	1	\$155,000
James Ridenour	3	\$227,372	Daniel Szabo	2	\$155,000
K Squared Construction	1	\$227,304	Cervi Construction, LLC	1	\$150,000
Mitchell Building Company	22	\$227,293	Choice Home Designs, Inc.	1	\$150,000
Wickham Construction, Inc.	1	\$226,000	Donato Group Inc.	2	\$150,000
KDB Custom Homes	1	\$225,684	Sunglo Restoration Sevices	1	\$142,177
Mid Star Home Builders	2	\$225,595	Eastern Construction Co.	3	\$137,293
Spectrum Building Co.	1	\$225,000	KLA Development, Inc.	1	\$125,000
Pulte Homes of Michigan	44	\$222,580	Hartland Homes Inc.	1	\$124,000
Motor City Builders	1	\$220,761	Brian Lewis	1	\$120,000
Tom Battistone	1	\$220,000	Mircea Opris	1	\$117,832
Healy Homes, LLC	1	\$220,000	Legendary Homes, Inc.	1	\$115,000
Construction by John Goss	1	\$219,533	John Zook Construction	1	\$115,000
Belote Homes, Inc.	2	\$217,110	Gemstone Homes, Inc.	1	\$110,000
Essex Homes, LLC	7	\$216,579	Chad Warden	1	\$105,945
Ward Construction	1	\$215,086	Breault Construction	11	\$101,740
Sunny Homes Inc.	1	\$215,000	Greater Jackson Habitat for Humanity	1	\$100,800
Vettraino Homes Inc.	2	\$214,814	Gottschalk Management, LLC	1	\$100,000
Territorial Home Builders	3	\$211,667	M & M Homes, Inc.	2	\$78,050
A-One Construction & Concrete	1	\$210,000	Advanced Builders	1	\$50,000
Walter Construction, Inc.	1	\$210,000			
Darren James Schupbach	1	\$208,640			
Jim Marhofer Carpenter Contractor	1	\$207,316			
Timothy Chouinard	1	\$205,112			
Norfolk Homes	22	\$204,351			
Soave Homes, Inc.	7	\$203,691			

# BUILDER RANKING BY SQUARE FOOTAGE

	# of starts with SF Data	Average SF			
Mike Schaap Builders Inc.	1	17,469	Russ Cesarz Design & Build	1	2,844
Coppermail - David Wall Assoc.	1	6,100	Kingslien Homes, Inc.	2	2,843
Forest Ridge Construction	1	5,778	Arcadia Homes Inc.	3	2,828
LL Custom Contracting of MI Inc.	1	5,516	Runyan Bros. Construction Co.	2	2,812
Raco's Custom Home Builders Corp.	1	5,117	Snyder Contracting LLC	1	2,800
Poly Arch Inc.	1	4,833	Tony VanOyen Builders, Inc.	8	2,771
Etchen Gumma Limited	1	4,800	Guenther Building Co.	23	2,747
Matthew Homes LLC	2	4,602	Paul Elkow Building	18	2,728
Harris Homes	1	4,569	Belanger Builders, Inc.	6	2,723
Signature Group of Livingston	5	4,425	Gerard Wald	1	2,712
William Charles Custom Homes	2	4,413	Paddock Home Builders	3	2,709
Louie Dimoski	2	4,212	Integrity Construction & Contracting	1	2,706
Binder Building & Carpentry	1	4,200	Crane Construction, Inc.	4	2,705
Terry Eaton Builders	1	4,133	Fairview Construction, Inc.	1	2,678
Pinkelman Custom Homes LLC	1	4,108	Curtis Stanke Construction	1	2,673
Grand Haven Homes LLC	1	4,103	Chizek Builders	1	2,648
Brian Robards Custom Homes Inc.	3	3,950	Construction Unlimited, Inc.	3	2,645
Creative Design & Construction	1	3,922	Hi-Point Construction	2	2,623
Tonino Vicari	1	3,879	Sterling Contracting & Millwork, Inc.	1	2,614
Capaldi Building Co.	1	3,875	Johannes Hauptmann	1	2,607
Hamway Homes, Inc.	1	3,862	Essex Homes, LLC	6	2,598
Toll Brothers	15	3,850	Dreamworks Builders Inc.	1	2,555
Canzano Contracting Corp.	1	3,806	Marshall Smith Builders	2	2,553
Ryson Homes	1	3,710	Landmark Delta LLC	2	2,538
Mitch Gasche Custom Homes	1	3,661	Fieldstone Construction Services	1	2,529
Timothy Patrick Homes LLC	3	3,660	Big Sky Development	1	2,516
LaSant Building, Inc.	3	3,579	Casavilla Builders Inc.	1	2,516
Ali Aqel	1	3,548	Doyle Homes Inc.	5	2,507
Main Street Homes	3	3,521	Heartland Home Builders, Inc.	1	2,499
Tom Staley Custom Builders	1	3,487	Fielek Builders	3	2,493
Deni Giannandrea	3	3,466	JMB Builders	1	2,491
Antek Custom Building	4	3,437	Norfolk Homes	18	2,480
Runyan Brothers Construction Co.	1	3,431	Matthew Wilcox Construction	1	2,476
JACC Student Builders	1	3,420	Lamberto Construction Corp.	1	2,466
Todd Custom Homes	1	3,398	Dalton & Zick Builders	4	2,448
Allegiance Homes, LLC	1	3,391	Joseph Schulist Builders, Inc.	1	2,443
Tom J. Kovach Builder, Inc.	1	3,386	Simon Building Company	3	2,441
Shew-Dundon Construction	1	3,344	Allen Edwin Homes	112	2,441
Mike Miller Building Co.	1	3,275	Haskins Home Builders, LLC	1	2,439
Steve Fuller	1	3,274	Queenan Construction Inc.	3	2,438
Chestnut Development LLC	4	3,269	Homeowner	120	2,437
A-One Construction & Concrete	1	3,268	Capital Construction Group LLC	20	2,416
Bull Ridge Custom Homes LLC	1	3,219	Benjamin Builders	1	2,407
Edward Blake, Jr.	1	3,205	GMB Builders LLC	1	2,397
Stone Hollow Properties & Dev.	1	3,149	Lombardo Homes of SE Michigan	85	2,397
Mayberry Homes, LLC	3	3,134	Reutter Bros. Construction Inc.	2	2,392
Echo Construction Inc.	1	3,107	C. Constantine Construction	1	2,358
Soave Properties Inc.	1	3,096	Rotondo Construction Corporation	3	2,357
Compo Builders, Inc.	3	3,096	Ridsdale Custom Homes, Inc	1	2,350
Comerstone Residential Group LLC	3	3,079	Zac Cruse Construction Company	1	2,341
Comerstone Construction Services	1	3,077	R C Winneur Construction Co.	4	2,320
PJ Construction Company Inc.	1	3,072	Sunny Homes Inc.	1	2,312
Healy Homes, LLC	1	3,060	Hex Construction, Inc.	1	2,310
JE Brown Building, Inc.	1	3,050	Momentum Construction	1	2,265
Kyle Montgomery	2	3,038	Slab Levelers LLC	4	2,246
Landmaster Properties LLC	1	3,000	Michael Kujala	1	2,239
Thurber Building Co., LLC	5	2,990	Frank M. Soave Builder, Inc.	11	2,230
Kurt D. Couture	1	2,973	Ash Builders Inc.	1	2,206
Advance Craft Home Builders, Inc.	2	2,972	Darren James Schupbach	1	2,200
Terratek Custom Homes	2	2,962	Target Building Inc.	1	2,200
Mike Miller Building Co. LLC	1	2,950	Mitch Harris Building Co.	18	2,199
Johnson Building Group	7	2,939	PB & J Construction, Inc.	2	2,194
New Babcock Homes	1	2,904	LaClair Builders	1	2,190
Gregory A. Long	1	2,900	Heydenburg Homes	1	2,183
Marhofer / Campbell Building Co., LLC	2	2,868	Greystone Building Co.	1	2,156
3 Kings Building Inc.	1	2,860	Mid Star Home Builders	2	2,150
Weir Building Company	2	2,860	Noris C. Favot	1	2,125
Territorial Home Builders	3	2,849	Peters Building Co.	30	2,097
Vantage Construction Co.	3	2,847	Construction by John Goss	1	2,090

Guiseppe Ravida	2	2,076	All Star Builders	1	1,709
Richard Jusino	1	2,068	James Ridenour	3	1,708
Belote Homes, Inc.	1	2,058	Donato Group Inc.	2	1,702
Hadley Home Builders	3	2,053	KDB Custom Homes	1	1,690
Joseph J. Grammatico	1	2,046	M & M Homes, Inc.	1	1,690
Boones Carpentry Inc.	1	2,040	Choice Home Designs, Inc.	1	1,680
CVE Builders	12	2,031	Vettraino Homes Inc.	2	1,662
Martha Chatfield	2	2,000	MA Designers & Builders Inc.	5	1,636
M-R Builders, Inc.	2	1,970	Soave Homes, Inc.	6	1,625
Gemstone Homes, Inc.	1	1,900	Cedar Brook Homes	1	1,614
Spectrum Building Co.	1	1,840	John Spencer	1	1,608
Artisan Building Co.	1	1,835	JF Shewchuck Construction	1	1,600
Daniel Szabo	2	1,834	Clark Custom Homes LLC	1	1,598
MidPoint Construction	1	1,828	KLA Development, Inc.	1	1,596
Mitchell Building Company	22	1,825	Infinity Homes & Company	9	1,578
Garrett Sharp	1	1,817	Breault Construction	10	1,574
Baker Builders, Inc.	2	1,809	Ann Arbor Builders, Inc.	2	1,543
Pulte Homes of Michigan	42	1,807	Tom Battistone	1	1,500
N & R Frame All Construction Inc.	1	1,800	John Zook Construction	1	1,500
Walter Construction, Inc.	1	1,800	EBI Incorporated	3	1,459
Fritz Home Improvement	1	1,796	J. Wyers Homes	1	1,400
Claremont Homes LLC	1	1,792	Patriot Restoration LLC	1	1,360
J Rajala Construction LLC	1	1,786	Advanced Building & Renovation	1	1,320
Motor City Builders	1	1,754	Legendary Homes, Inc.	2	1,312
Rod Pieron Building Co.	6	1,754	JB Construction	1	1,288
Zalewski Construction Co., Inc.	1	1,745	Hartland Homes Inc.	1	1,286
K Squared Construction	1	1,740	FMS Construction	1	1,269
Trowbridge Companies	1	1,740	Greater Jackson Habitat for Humanity	1	1,260
Ward Construction	1	1,734	Sunglo Restoration Sevices	1	1,092
P & B Building Company	1	1,730	Chad Warden	1	950
Poloski Construction Co.	2	1,720	Brian Lewis	1	900

## NEW BUILDERS

For the fourth quarter.

In this quarter Builder Track recorded the following "new" builders in the coverage area. Some of these builders may have been active in other areas or active under another name.

Company Name and Address		# of permits
Kyle Montgomery	46046 Morel Ct. Shelby Twp., MI 48317	2
Boones Carpentry Inc.	376 Beach Farm Circle #952 Highland, MI 48357	1
Cervi Construction, LLC	12419 Stark Rd. Livonia, MI 48150	1
Clark Custom Homes LLC	3260 Shierson Hwy. Manitou Beach, MI 49253	1
Fieldstone Construction Services	3400 Auburn Rd. Auburn Hills, MI 48326	1
JMB Builders	2159 Knotty Pine Trail Howell, MI 48855	1
Krieghoff-Lenawee	2039 James St. Adrian, MI 49221	1
N & R Frame All Construction Inc.	8360 Seymour Rd. Gaines, MI 48436	1
Mircea Opris	38510 Warren Rd. Westland, MI 48185	1
Poly Arch Inc.	44045 N. Gratiot Ave. Clinton Twp., MI 48036	1