



**Livingston/Washtenaw/Jackson Area
QUARTERLY REPORT**

4th Quarter Residential - 2013

Contents

Section I

At A Glance Charts

4

Section II

Home Start Information

Jurisdiction Summary Statistics	14
Builder Starts and Value Ranges per Jurisdiction	16
Single Family Starts By Construction Value	19
Single Family Starts By Square Footage	21
Single Family Square Footage Average by County	22
Average Square Footage per Jurisdiction	23
Multi Family Starts	24
Remodels and Additions	25

Section III

Builder Information

Top Ten Builders	28
Builder Ranking Listing	29
Builder Starts Compared to Prior Year	30
Builder Ranking by Average Value	31
Builder Ranking by Square Footage	32
New Builders	33

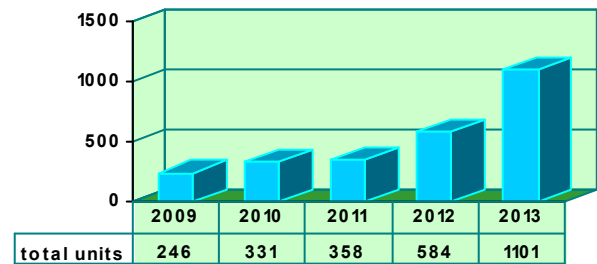
Copyright 2013 by Builder Track Reports. For the use of paid subscribers.
Use with permission only. Permits issued at the very end of the year
may be in next years data. Call if you have questions.

SECTION I

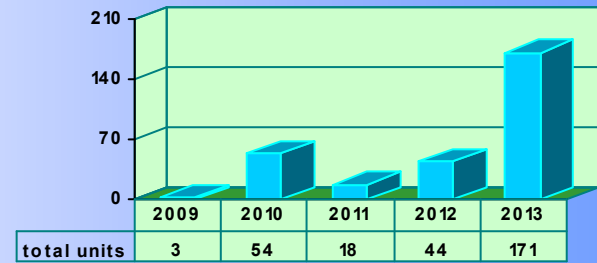
AT A GLANCE

Livingston/Washtenaw/Jackson Area

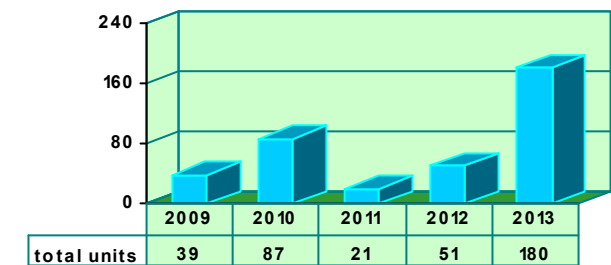
Single Family Home starts through the fourth quarter.



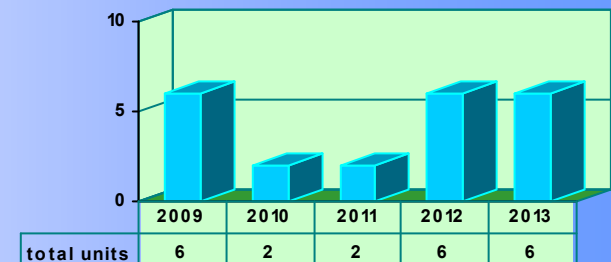
Apartment unit starts through fourth quarter.



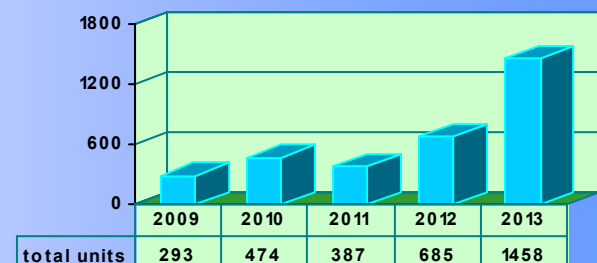
Condominium unit starts through the fourth quarter.



Duplex unit starts through the fourth quarter.

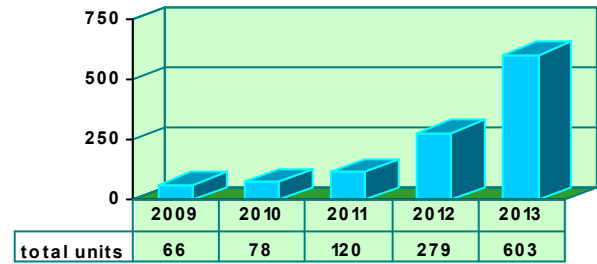


Total Living units through the fourth quarter.

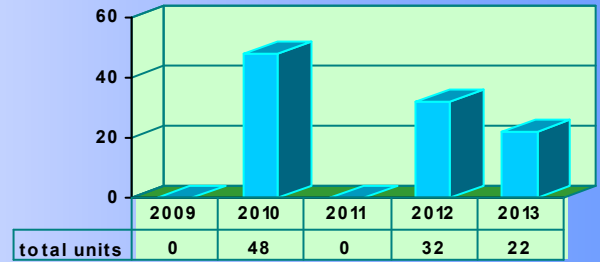


Livingston County

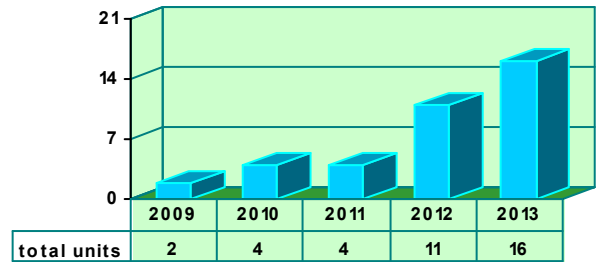
Single Family Home starts through the fourth quarter.



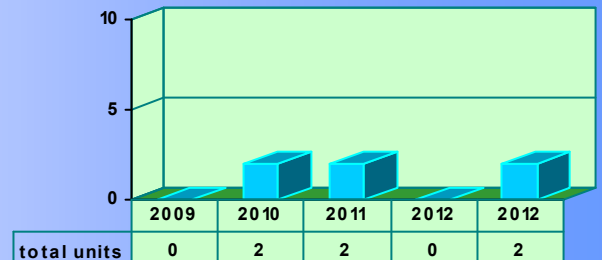
Apartment unit starts through fourth quarter.



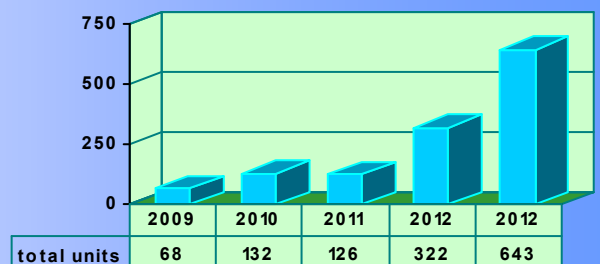
Condominium unit starts through the fourth quarter.



Duplex unit starts through the fourth quarter.

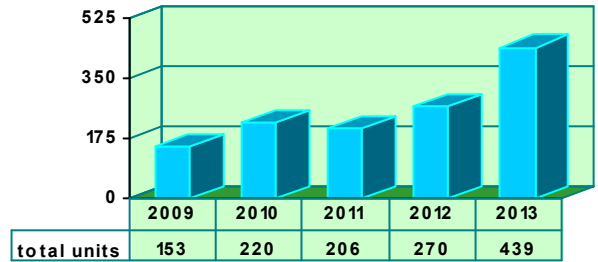


Total Living units through the fourth quarter.

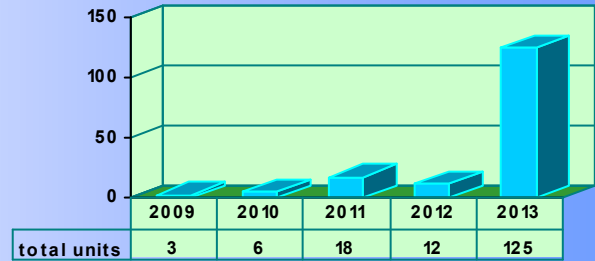


Washtenaw County

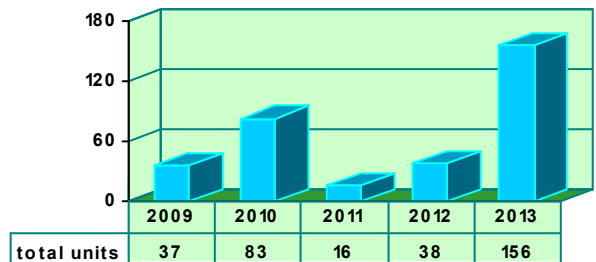
Single Family Home starts through the fourth quarter.



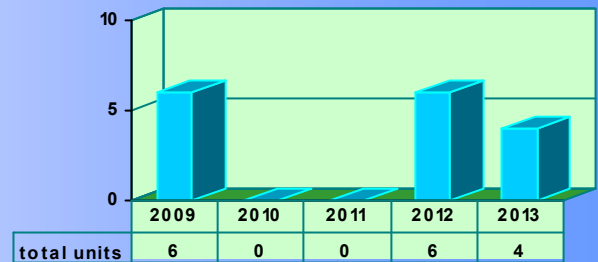
Apartment unit starts through the fourth quarter.



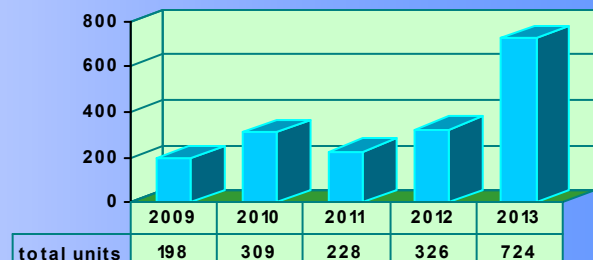
Condominium unit starts through the fourth quarter.



Duplex unit starts through the fourth quarter.

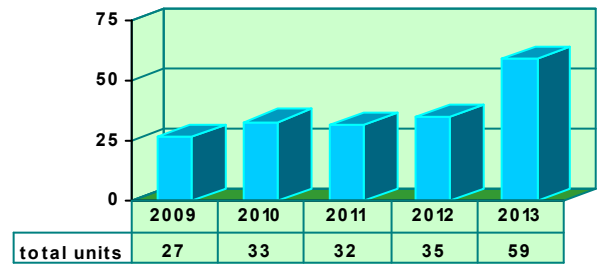


Total Living units through the fourth quarter.

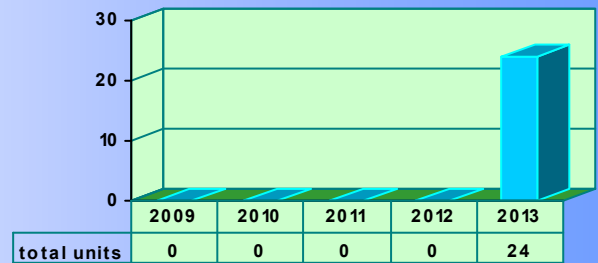


Jackson County

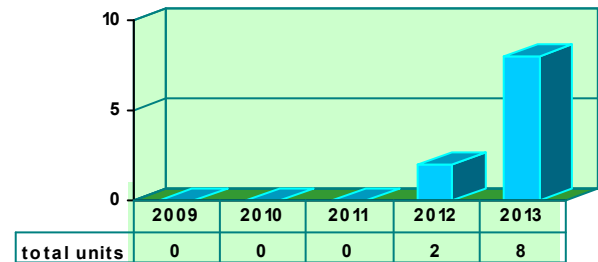
Single Family Home starts through the fourth quarter.



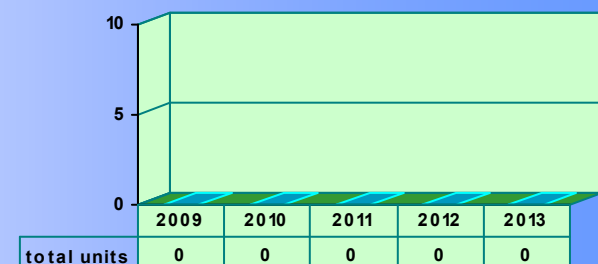
Apartment unit starts through the fourth quarter.



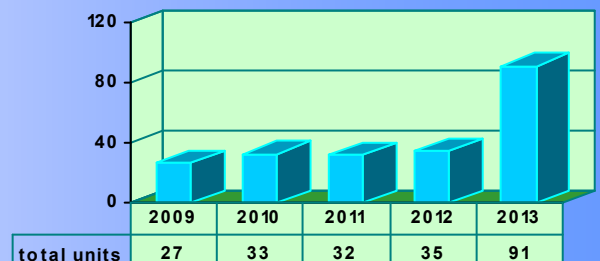
Condominium unit starts through the fourth quarter.



Duplex unit starts through the fourth quarter.

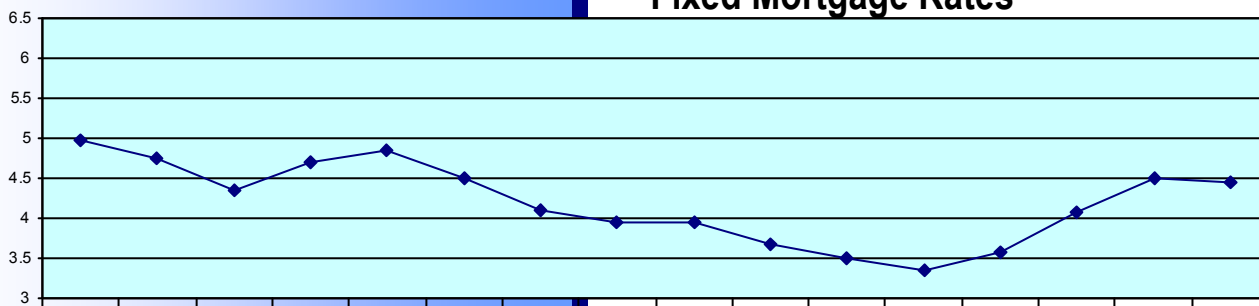


Total Living units through the fourth quarter.



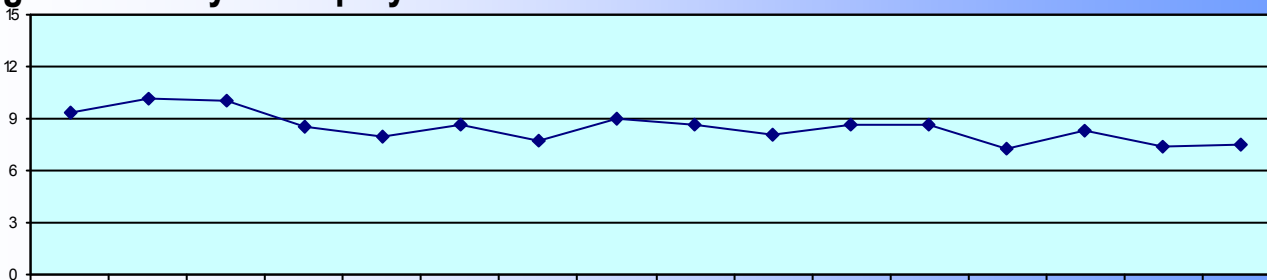
Unemployment And Mortgage Information

Fixed Mortgage Rates



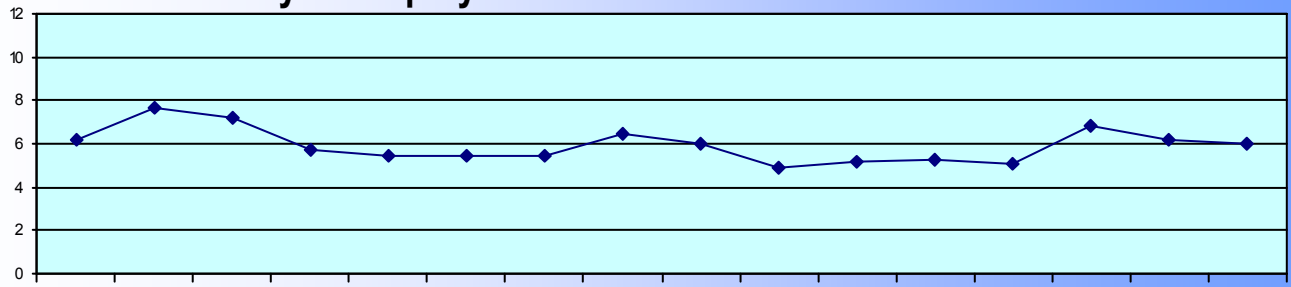
30 Year	4.97	4.74	4.35	4.71	4.84	4.51	4.11	3.96	3.95	3.68	3.5	3.35	3.57	4.07	4.49	4.46
Date	10-Mar	10-Jun	10-Sep	10-Dec	11-Mar	11-Jun	11-Sep	11-Dec	12-Mar	12-Jun	12-Sep	12-Dec	13-Mar	13-Jun	13-Sep	13-Dec

Livingston County Unemployment Rates



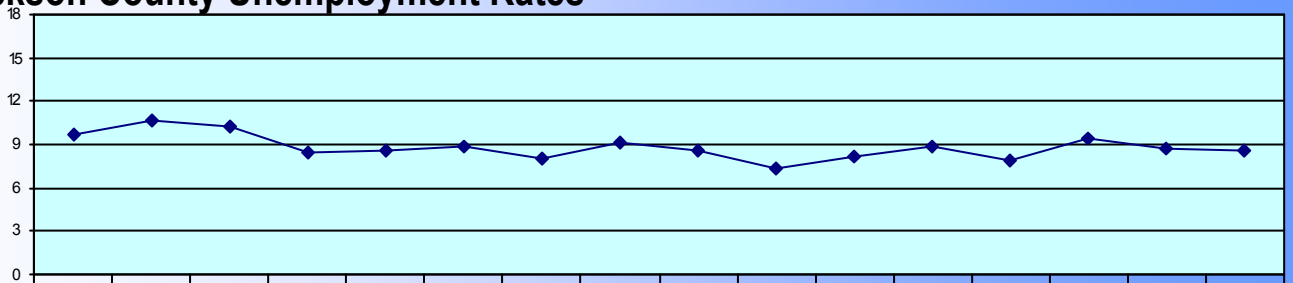
Rate	9.3	10.2	10	8.5	8	8.7	7.7	9	8.6	8.1	8.6	8.6	7.3	8.3	7.4	7.5
Date	Apr-11	Jun-11	Aug-11	Oct-11	Dec-11	Feb-12	Apr-12	Jun-12	Aug-12	Oct-12	Dec-12	Feb-13	Apr-13	Jun-13	Aug-13	Oct-13

Washtenaw County Unemployment Rates



Rate	6.2	7.7	7.2	5.7	5.4	5.4	5.4	6.5	6	4.9	5.2	5.3	5.1	6.8	6.2	6
Date	Apr-11	Jun-11	Aug-11	Oct-11	Dec-11	Feb-12	Apr-12	Jun-12	Aug-12	Oct-12	Dec-12	Feb-13	Apr-13	Jun-13	Aug-13	Oct-13

Jackson County Unemployment Rates



Rate	9.7	10.6	10.3	8.4	8.6	8.8	8.1	9.1	8.6	7.4	8.2	8.9	7.9	9.4	8.7	8.6
Date	Apr-11	Jun-11	Aug-11	Oct-11	Dec-11	Feb-12	Apr-12	Jun-12	Aug-12	Oct-12	Dec-12	Feb-13	Apr-13	Jun-13	Aug-13	Oct-13

Single Family Starts by Quarter

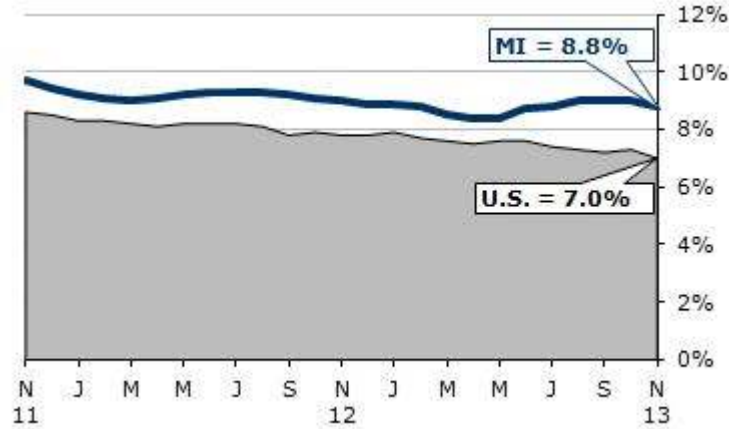
	1st Quarter	2nd Quarter	3rd Quarter	4th Quarter
2009	50	65	70	73
2010	57	111	82	83
2011	53	112	112	85
2012	97	163	172	160
2013	161	364	332	248

Michigan Fast Facts

(From the State of Michigan)

Michigan Unemployment Rate (Seasonally Adjusted)

November 2013 8.8%
 Change Over Month -0.2
 Change Over Year -0.2



- » View: [Michigan Employment Snapshot](#)
- » Access: [Historical Unemployment Rates](#)

Michigan Payroll Jobs (Seasonally Adjusted)

November 2013 4,094,000
 Change Over Month -3,000
 Change Over Year +60,000



SECTION II

HOME START INFORMATION

JURISDICTION SUMMARY STATISTICS

Single Family Starts Through the fourth quarter.

Jackson County

	2013	2012	2011	2010	2009
Grass Lake	14	2	1	3	2
Summit	10	9	5	3	2
Columbia	9	5	7	5	3
Spring Arbor	8	4	6	5	6
Blackman	4		1		
Henrietta	4		2	2	4
Leoni	4	8	4	4	4
Napoleon	4	1	2	1	2
Waterloo	1	2	1	3	1
Norvell	1	4		4	1
Jackson City			2	3	2
Cambridge			1		
TOTAL	59	35	32	33	27

Livingston County

	2013	2012	2011	2010	2009
Brighton	117	44	12	4	5
Green Oak	110	47			
Oceola	91	37	38	11	20
Marion	86	47	10	16	8
Hamburg	49	23	16	10	8
Howell	33	10	8	6	7
Tyrone	32	18	13	7	1
Hartland	24	7	2	6	1
Genoa	21	13	6	6	5
Handy	17	5	2	4	6
Putnam	13	20	5	3	
Iosco	4		2	2	
Deerfield	3	4	1		1
Conway	2	1	2	1	1
Unadilla	1	2	3	1	2
Cohoctah		1		1	1
TOTAL	603	279	120	78	66

Washtenaw County

	2013	2012	2011	2010	2009
Pittsfield	136	80	66	81	29
Ypsilanti Township	49	21	13	26	27
Dexter Village	39		1		
Dexter	28	22	16	4	7
Ann Arbor City	25	7	15	10	9
York	23	2	3	2	2
Salem	20	3	4	7	5
Superior	16	7	8	11	22
Scio	16	44	12	9	11
Northfield	15	7	4	3	3
Chelsea	14	4	6	9	2
Lodi	11	7	8	8	2
Lima	10	22	12	23	14
Webster	9	20	14	5	5
Augusta Township	7		3	1	2
Milan	7	1		2	5
Sylvan	4	8	3	1	1
Manchester	3	2	2	4	
Lyndon	3	5	1	4	1
Saline	2	6	12	4	
Bridgewater	1		1		
Manchester City	1				1
Saline Township				2	2
Sharon		2	2	1	2
Freedom				1	
Ypsilanti City				2	1
TOTAL	439	270	206	220	153

BUILDER STARTS AND VALUE RANGES PER JURISDICTION

Construction Values are as reported on building permits and do not necessarily reflect the actual project costs.
Single Family starts per jurisdiction are ranked by builder

Jackson County

Builder		low	high	average
Blackman				
Homeowner	2	173,000	173,000	173,000
ECI Services	1	121,000	121,000	121,000
Kingston Builders	1	147,000	147,000	147,000
TOTAL	4			

Builder		low	high	average
Columbia				
Homeowner	3	110,072	322,792	200,955
American Living Inc.	1			
C-A Construction	1	231,748	231,748	231,748
M & K Builders	1	230,000	230,000	230,000
Michael McKay	1	400,000	400,000	400,000
Mid Star Home Builders	1	176,000	176,000	176,000
M-R Builders, Inc.	1	265,000	265,000	265,000
TOTAL	9			

Builder		low	high	average
Grass Lake				
Homeowner	5	93,500	195,000	145,089
Simon Building Company	2	203,000	270,000	236,500
Belote Homes, Inc.	1			
Bruemmer Builders	1	200,000	200,000	200,000
Kurt Clark	1	200,000	200,000	200,000
Hartland Homes Inc.	1	165,000	165,000	165,000
Chris Payne Construction	1	250,000	250,000	250,000
Statewide Disaster Restoration	1	250,000	250,000	250,000
Todd Custom Homes	1	180,000	180,000	180,000
TOTAL	14			

Builder		low	high	average
Henrietta				
Homeowner	2	65,000	200,000	132,500
Dennis Craft Construction	1	160,000	160,000	160,000
Dennis L. Mollner	1	218,000	218,000	218,000
TOTAL	4			

Builder		low	high	average
Leoni				
Homeowner	2			
WJ Burnett Home Improvement	1			
Ken Moe Construction, LLC	1			
TOTAL	4			

Builder		low	high	average
Napoleon				
GBS Construction	1	150,000	150,000	150,000
Homeowner	1	250,000	250,000	250,000
Panghorn Landscaping, Inc.	1	150,000	150,000	150,000
Victory Builders	1	115,000	115,000	115,000
TOTAL	4			

Builder		low	high	average
Norvell				
Homeowner	1	160,000	160,000	160,000
TOTAL	1			

Builder		low	high	average
Spring Arbor				
Norfolk Homes	4	118,000	170,000	140,750
Homeowner	3	53,000	500,000	205,333
Baker Builders, Inc.	1	235,000	235,000	235,000
TOTAL	8			

Builder		low	high	average
Summit				
Norfolk Homes	6	124,000	278,080	181,940
RL Baker Construction, Inc.	1	239,000	239,000	239,000
Dan O'Shea Construction	1	261,800	261,800	261,800

JL Roberts Construction Inc.	1	209,440	209,440	209,440
Todd Custom Homes	1	276,720	276,720	276,720
TOTAL	10			

Builder		low	high	average
Waterloo				
The Kolb Company	1	900,000	900,000	900,000
TOTAL	1			

Livingston County

Builder		low	high	average
Brighton				
Allen Edwin Co.	54	166,578	439,696	312,215
Capital Construction Group LLC	21	242,357	417,848	298,285
Paul Elkow Building	9	296,320	403,647	340,352
Homeowner	9	260,662	461,312	373,517
Deni Giannandrea	3	301,337	343,338	328,340
Chestnut Development LLC	2	361,912	427,374	394,643
PB & J Construction, Inc.	2	285,881	515,037	400,459
Signature Group of Livingston	2	286,877	457,729	372,303
Advance Craft Home Builders, Inc.	1	269,155	269,155	269,155
Arcadia Homes Inc.	1	333,860	333,860	333,860
Big Sky Development	1	376,770	376,770	376,770
Edward Blake, Jr.	1	396,421	396,421	396,421
D'Anna Construction Company	1	337,846	337,846	337,846
Dreamworks Builders Inc.	1	622,408	622,408	622,408
Envision Builders, Inc.	1	275,207	275,207	275,207
GMB Builders LLC	1	312,742	312,742	312,742
Grand Haven Homes LLC	1	349,692	349,692	349,692
Donald B. Loerch, Inc.	1	431,248	431,248	431,248
Paramount Building Development	1	379,678	379,678	379,678
Rod Pieron Building Co. Inc.	1	142,437	142,437	142,437
Jeffrey Powell	1	260,281	260,281	260,281
Ridsdale Custom Homes, Inc	1	339,609	339,609	339,609
Stone Hollow Properties & Dev.	1	292,464	292,464	292,464
TOTAL	117			

Builder		low	high	average
Conway				
Mark Leahy	1	212,327	212,327	212,327
Slider Builders, Inc.	1	214,886	214,886	214,886
TOTAL	2			

Builder		low	high	average
Deerfield				
Homeowner	2	235,772	284,011	259,892
Rison Construction LLC	1	420,487	420,487	420,487
TOTAL	3			

Builder		low	high	average
Genoa				
Homeowner	3	48,197	437,754	269,832
Infinity Homes & Company	3	309,082	350,452	330,170
Signature Group of Livingston	2	251,776	371,479	311,628
Sterling Homes LLC	2	65,627	67,488	66,558
Tony VanOyen Builders, Inc.	2	356,500	394,528	375,514
Vantage Construction Co.	2	326,689	732,178	529,434
Capital Construction Group LLC	1	395,518	395,518	395,518
Forest Ridge Construction	1	342,869	342,869	342,869
Homerene Construction	1	352,934	352,934	352,934
Paulson's Construction Inc.	1	300,632	300,632	300,632
SD Rollins Construction	1	399,357	399,357	399,357
SERVPRO of Brighton / Howell	1	304,728	304,728	304,728
Zion Restoration	1	240,821	240,821	240,821
TOTAL	21			

Green Oak

		low	high	average
Lombardo Homes of SE Michigan	26	235,709	406,954	302,131
Compo Builders, Inc.	10	259,904	542,426	422,944
Comerstone Residential Group	9	235,436	389,153	299,703
Guenther Building Co.	8	366,076	460,696	420,469
Hadley Home Builders	8	254,055	320,637	293,069
Artisan Building Co.	7	167,253	198,013	181,552
Healy Homes, LLC	6	315,855	475,701	411,381
Homeowner	4	113,586	304,628	226,675
Construction Unlimited, Inc.	3	244,877	302,854	280,004
Crane Construction, Inc.	3	220,000	702,566	466,701
Tony VanOyen Builders, Inc.	3	159,436	349,876	279,638
Breault Construction	2	182,125	182,125	182,125
CASS Builders Inc.	2	315,063	315,063	315,063
Category One LLC	2	373,961	436,647	405,304
Joseph Schulist Builders, Inc.	2	296,560	296,560	296,560
Babcock Homes	1	471,790	471,790	471,790
Bourque Construction	1	312,808	312,808	312,808
Citadel Homes, Inc.	1	421,381	421,381	421,381
Doyle Homes Inc.	1	350,655	350,655	350,655
Dr. Do-Right Construction, LLC	1	519,000	519,000	519,000
Dreamworks Builders Inc.	1	637,915	637,915	637,915
Fielek Builders	1	360,248	360,248	360,248
Mitch Harris Building Co.	1	239,816	239,816	239,816
Hoyal Construction	1	223,870	223,870	223,870
LL Custom Contracting of MI Inc.	1	130,399	130,399	130,399
Bill Opre	1	316,791	316,791	316,791
Property Owner	1	409,000	409,000	409,000
Statewide Disaster Restoration	1	157,843	157,843	157,843
Stone Hollow Properties & Dev.	1	425,000	425,000	425,000
Zalewski Construction Co., Inc.	1	194,476	194,476	194,476
TOTAL	110			

Hamburg

		low	high	average
Mitchell Building Company	16	144,431	274,867	211,544
Frank M. Soave Builder, Inc.	11	236,745	318,922	275,186
Homeowner	6	196,067	610,694	312,416
Brighton Building Co., Inc.	2	259,313	259,313	259,313
Bruce Donovan Construction	2	232,956	232,956	232,956
Kingslien Homes, Inc.	2	252,574	334,564	293,569
R C Winneur Construction Co.	2	434,344	484,949	459,647
Belanger Builders, Inc.	1	544,877	544,877	544,877
BD Donovan Builders	1	325,304	325,304	325,304
Doyle Homes Inc.	1	258,605	258,605	258,605
Steve Fuller	1	365,688	365,688	365,688
Genesis Custom Homes	1	400,684	400,684	400,684
Patrick Widing Custom Built Homes	1	691,603	691,603	691,603
SDG Homes	1	421,083	421,083	421,083
Vantage Construction Co.	1	333,845	333,845	333,845
TOTAL	49			

Handy

		low	high	average
Allen Edwin Co.	10	165,873	252,081	218,399
Crane Construction, Inc.	6	174,220	180,313	176,228
John Banfield Jr.	1	215,023	215,023	215,023
TOTAL	17			

Hartland

		low	high	average
Homeowner	5	225,788	492,199	356,642
Rotondo Construction Corporation	2	274,307	298,937	286,622
Triangle Development	2	246,090	246,090	246,090
Arcadia Homes Inc.	1	363,807	363,807	363,807
Belanger Builders, Inc.	1	555,516	555,516	555,516
Lawrence D. Charles Building	1	401,672	401,672	401,672
Kurt D. Couture	1	380,106	380,106	380,106
Bruce Donovan Construction	1	209,666	209,666	209,666
Paul Elkow Building	1	288,931	288,931	288,931
Envision Builders Inc.	1	242,090	242,090	242,090
Innovative Property Restoration	1	139,640	139,640	139,640
JB Construction	1	205,546	205,546	205,546
MH Home Building Co.	1	269,586	269,586	269,586
Ridsdale Custom Homes, Inc	1	370,071	370,071	370,071
SD Rollins Construction	1	228,440	228,440	228,440
Signature Group of Livingston	1	242,687	242,687	242,687

Trademark Framing & Building	1	214,424	214,424	214,424
Stephan Willacker	1	303,626	303,626	303,626
TOTAL	24			

Howell

		low	high	average
Allen Edwin Co.	27	185,249	353,051	243,982
Homeowner	3	118,677	142,994	127,902
Rod Pieron Building Co.	1	160,085	160,085	160,085
Reutter Bros. Construction Inc.	1	308,308	308,308	308,308
Matthew Wesolowski	1	419,573	419,573	419,573
TOTAL	33			

Iosco

		low	high	average
Homeowner	3	243,597	391,717	310,051
Nathan Finley	1	188,574	188,574	188,574
TOTAL	4			

Marion

		low	high	average
Allen Edwin Co.	57	173,501	396,798	260,623
Casavilla Builders	5	199,988	319,620	283,406
Homeowner	5	138,982	1,095,004	405,641
Mitch Harris Building Co.	4	201,691	238,608	213,614
Paddock Home Builders	2	182,577	216,238	199,408
Target Building Inc.	2	263,945	296,335	280,140
Ashley Development	1	379,263	379,263	379,263
Benchmark Building & Dev. LLC	1	248,248	248,248	248,248
Russ Cesarz Design & Build	1	242,331	242,331	242,331
Construction Unlimited, Inc.	1	358,096	358,096	358,096
Kevin Covert	1	233,699	233,699	233,699
Lloyd's Homes, Inc.	1	166,097	166,097	166,097
Ore Creek Development Corp.	1			
John Spencer	1	289,871	289,871	289,871
Sterling Contracting & Millwork, Inc.	1	323,067	323,067	323,067
Ward Construction	1	268,715	268,715	268,715
Lawrence Yax	1	417,982	417,982	417,982
TOTAL	86			

Oceola

		low	high	average
Pulte Homes of Michigan	23	215,056	296,680	234,068
Infinity Homes & Company	18	167,013	273,881	208,860
Lombardo Homes of SE Michigan	9	253,343	359,362	297,074
SDG Homes	8	212,589	239,884	225,799
Soave Homes, Inc.	8	174,353	232,553	201,010
Mitch Harris Building Co.	6	201,691	247,390	220,501
Homeowner	5	270,812	389,836	318,723
Capital Construction Group LLC	2	223,491	233,491	228,491
PB & J Construction, Inc.	2	202,542	231,823	217,183
BD Donovan Builders	1	313,527	313,527	313,527
Bruce Donovan Construction	1	282,734	282,734	282,734
EBI Incorporated	1	172,324	172,324	172,324
Genesis Custom Homes	1	195,848	195,848	195,848
Hi-Point Construction	1	218,536	218,536	218,536
Richard Jusino	1	243,718	243,718	243,718
KDB Custom Homes	1	208,376	208,376	208,376
Michigan Custom Builders Inc.	1	214,059	214,059	214,059
Jeffrey Rajala	1	332,561	332,561	332,561
Vantage Construction Co.	1	355,189	355,189	355,189
TOTAL	91			

Putnam

		low	high	average
Allen Edwin Co.	3	240,462	324,273	271,934
Mitch Harris Building Co.	3	189,596	189,596	189,596
Homeowner	3	130,928	361,378	230,336
Ronald Gene Houseman Jr.	1	238,213	238,213	238,213
The Kolb Company	1	378,076	378,076	378,076
Marhofer / Campbell Building Co.,	1	243,411	243,411	243,411
Vanston/O'Brien, Inc.	1	347,985	347,985	347,985
TOTAL	13			

Tyrone

		low	high	average
Chestnut Development LLC	6	229,320	304,088	277,759
Big Sky Development	4	285,159	348,731	321,064
Homeowner	3	164,082	396,822	286,440

Allen Edwin Co.	2	338,482	368,624	353,553
Belanger Builders, Inc.	2	341,952	445,162	393,557
Genesis Custom Homes	2	273,586	415,117	344,352
James Ridenour	2	281,800	318,649	300,225
James Shipley	2	275,142	426,034	350,588
Arcadia Homes Inc.	1	448,107	448,107	448,107
Echo Construction Inc.	1	339,580	339,580	339,580
Mitch Harris Building Co.	1			
High Country Builders, Inc.	1	340,603	340,603	340,603
Pratt Builders, Inc.	1	304,917	304,917	304,917
Howard Schrock	1	295,302	295,302	295,302
Vantage Construction Co.	1	304,209	304,209	304,209
M.J. Whelan Construction, Inc.	1	171,843	171,843	171,843
Daniel Whitten	1	205,545	205,545	205,545
TOTAL	32			

Unadilla		low	high	average
Paddock Home Builders	1	163,122	163,122	163,122
TOTAL	1			

Washtenaw County

Ann Arbor City		low	high	average
Energy Efficient Healthy Homes	2	544,000	1,250,000	897,000
Homeowner	2	250,000	325,000	287,500
Christopher Laycock	2	330,000	340,000	335,000
Meadowlark Builders, LLC	2	400,000	850,000	625,000
Williams Building Co.	2	165,000	220,000	192,500
Ann Arbor Builders, Inc.	1	238,000	238,000	238,000
Arbor Building Co.	1	105,439	105,439	105,439
CB Custom Homes	1	496,000	496,000	496,000
Peter Deininger	1	305,000	305,000	305,000
Essex Homes, LLC	1	145,000	145,000	145,000
First Choice	1	125,000	125,000	125,000
Gottschalk Management, LLC	1	150,000	150,000	150,000
Huron Contracting, LLC	1	75,000	75,000	75,000
Jensen & Sons, Inc.	1	205,000	205,000	205,000
Kane Custom Builder	1	346,000	346,000	346,000
Steven J. Lucchesi, Inc.	1	200,000	200,000	200,000
Pine Knoll Builders	1	127,500	127,500	127,500
Riemco Building Company	1	185,000	185,000	185,000
Summitt Development	1	94,000	94,000	94,000
Trowbridge Companies	1	125,000	125,000	125,000
TOTAL	25			

Augusta Township		low	high	average
Allen Edwin Co.	2	252,000	293,405	272,703
Daniel Szabo	2	150,000	150,000	150,000
Doyle Homes Inc.	1	180,000	180,000	180,000
GBS Construction	1	142,000	142,000	142,000
Homeowner	1	100,000	100,000	100,000
TOTAL	7			

Bridgewater		low	high	average
Bill Bell Construction	1	300,000	300,000	300,000
TOTAL	1			

Chelsea		low	high	average
Norfolk Homes	5	114,000	145,000	129,000
Master Key Northern, Inc.	3	140,000	140,000	140,000
Queenan Construction Inc.	2	80,000	80,000	80,000
Brink & Associates	1	270,000	270,000	270,000
Fireside Home Construction	1	279,850	279,850	279,850
Guenther Building Co.	1	150,000	150,000	150,000
Peters Building Co.	1	186,000	186,000	186,000
TOTAL	14			

Dexter		low	high	average
Guenther Building Co.	13	150,000	150,000	150,000
Lombardo Homes of SE Michigan	6	75,093	94,950	82,706
Homeowner	2	300,000	380,000	340,000
Iconolast Homes	1	240,000	240,000	240,000
Main Street Homes	1	319,847	319,847	319,847
Momentum Construction	1	212,000	212,000	212,000

Norfolk Homes	1	125,000	125,000	125,000
Riemco Building Company	1	325,000	325,000	325,000
Semke Homes	1	379,700	379,700	379,700
Marshall Smith Builders	1	210,000	210,000	210,000
TOTAL	28			

Dexter Village		low	high	average
Norfolk Homes	16	142,000	225,000	179,655
Peters Building Co.	15	141,000	191,000	175,200
Iconolast Homes	3	186,750	270,430	215,393
Trowbridge Companies	3	177,520	212,100	194,973
Homeowner	1	125,000	125,000	125,000
Saline Construction Co.	1	50,000	50,000	50,000
TOTAL	39			

Lima		low	high	average
Lombardo Homes of SE Michigan	8	75,093	89,062	84,000
Homeowner	2	150,000	168,000	159,000
TOTAL	10			

Lodi		low	high	average
Essex Homes, LLC	2	160,000	160,000	160,000
Beechwood Building & Design	1	400,000	400,000	400,000
Benchmark Building & Dev. LLC	1	249,954	249,954	249,954
Construction Unlimited, Inc.	1	200,000	200,000	200,000
Robin C. Cook Building, LLC	1	480,000	480,000	480,000
Ludwig Building Co.	1	430,000	430,000	430,000
Main Street Homes	1	355,446	355,446	355,446
Jason R. Minock	1	390,000	390,000	390,000
Timothy Patrick Homes LLC	1	275,000	275,000	275,000
William Charles Custom Homes	1	400,000	400,000	400,000
TOTAL	11			

Lyndon		low	high	average
Acheson Builders, Inc.	1	240,000	240,000	240,000
KLA Development, Inc.	1	130,000	130,000	130,000
Kim Sexton	1	185,000	185,000	185,000
TOTAL	3			

Manchester		low	high	average
Homeowner	2	200,000	250,000	225,000
Gritzmaker Builders, Inc.	1	150,000	150,000	150,000
TOTAL	3			

Manchester City		low	high	average
Steele & Jedele Construction	1	195,000	195,000	195,000
TOTAL	1			

Milan		low	high	average
Essex Homes, LLC	5	122,640	133,000	126,448
Breault Construction	2	170,000	170,000	170,000
TOTAL	7			

Northfield		low	high	average
Homeowner	3	195,000	450,000	308,333
Mitchell Building Company	3	126,775	250,000	169,258
American Living Inc.	1	200,000	200,000	200,000
Benchmark Building & Dev. LLC	1	280,000	280,000	280,000
Fireside Home Construction	1	375,000	375,000	375,000
Robert Geracz	1	350,000	350,000	350,000
Johannes Hauptmann	1	275,000	275,000	275,000
Christopher Laycock	1	550,000	550,000	550,000
Main Street Homes	1	277,712	277,712	277,712
Terratek Custom Homes	1	225,000	225,000	225,000
UR Construction	1	225,000	225,000	225,000
TOTAL	15			

Pittsfield		low	high	average
Lombardo Homes of SE Michigan	48	100,000	228,000	169,305
Peters Building Co.	25	140,000	214,710	173,907
Johnson Building Group	23	200,000	395,748	290,222
Toll Brothers	18	228,000	347,000	279,921
Guenther Building Co.	8	150,000	286,600	238,220
Norfolk Homes	7	154,000	255,662	186,047
Wexford Homes	2	270,975	292,000	281,488

Acheson Builders, Inc.	1	66,400	66,400	66,400
Essex Homes, LLC	1	260,000	260,000	260,000
Livonia Builders	1	205,000	205,000	205,000
St. Joseph Building LLC	1	299,768	299,768	299,768
Daniel Szabo	1	275,000	275,000	275,000
TOTAL	136			

Salem

		low	high	average
Homeowner	6	200,000	303,000	263,250
Thurber Building Co., LLC	5	280,000	310,000	294,000
Antek Custom Building	1			
Big Board Construction	1	175,000	175,000	175,000
Genesis Custom Homes	1	495,000	495,000	495,000
Robert Geracz	1	280,000	280,000	280,000
Kheder Custom Homes, Inc.	1	225,000	225,000	225,000
LaSant Building, Inc.	1	250,000	250,000	250,000
Milwin Building Inc.	1	275,000	275,000	275,000
Professional Contracting Co.	1	288,500	288,500	288,500
Son-In-Law Service	1			
TOTAL	20			

Saline

		low	high	average
Arcadia Homes Inc.	1	400,000	400,000	400,000
Platinum Construction & Associates	1	275,000	275,000	275,000
TOTAL	2			

Scio

		low	high	average
Hunter Pasteur Homes	4	327,400	412,900	368,875
Main Street Homes	3	339,939	814,204	511,638
Ann Arbor Builders, Inc.	1	225,000	225,000	225,000
Binder Building & Carpentry	1	250,000	250,000	250,000
JE Brown Building, Inc.	1	300,000	300,000	300,000
Forward Designers & Builders	1	650,000	650,000	650,000
Homeowner	1	425,000	425,000	425,000
KLA Development, Inc.	1	861,000	861,000	861,000
J. Loveland, Inc.	1	250,000	250,000	250,000
Christian Tennant Custom Homes	1	1,500,000	1,500,000	1,500,000
Gary David Turner	1	300,000	300,000	300,000
TOTAL	16			

Superior

		low	high	average
Homeowner	3	207,152	266,463	236,808
Main Street Homes	2	482,272	645,444	563,858
Chestnut Development LLC	1	314,667	314,667	314,667
Compo Builders, Inc.	1	496,136	496,136	496,136
Construction Design Services	1	994,826	994,826	994,826
Energy Efficient Healthy Homes	1	480,151	480,151	480,151

Essex Homes, LLC	1	285,977	285,977	285,977
Greater Jackson Habitat for	1	88,000	88,000	88,000
Johnson Brothers Construction	1	804,961	804,961	804,961
Menard Premiere Builders LLC	1	358,382	358,382	358,382
Norfolk Homes	1	312,960	312,960	312,960
Vesta Building Industries	1	274,496	274,496	274,496
Wexford Homes	1	424,142	424,142	424,142
TOTAL	16			

Sylvan

		low	high	average
Bailey Custom Homes Inc.	1	190,000	190,000	190,000
Fireside Home Construction	1	279,850	279,850	279,850
Home Crafters & Associates, Inc.	1	395,000	395,000	395,000
Queenan Construction Inc.	1	200,000	200,000	200,000
TOTAL	4			

Webster

		low	high	average
Main Street Homes	2	215,795	327,762	271,779
Marhofer / Campbell Building Co.,	2	110,000	295,000	202,500
Adaptive Building	1	256,000	256,000	256,000
Baker Builders, Inc.	1	239,000	239,000	239,000
Chizek Builders	1	400,000	400,000	400,000
Jeff Cranson, Builder	1	303,318	303,318	303,318
Palo Homes Inc.	1	325,000	325,000	325,000
TOTAL	9			

York

		low	high	average
Livonia Builders	8	220,000	350,000	274,784
Homeowner	4	250,000	433,625	318,656
Allegiance Homes, LLC	3	350,000	373,250	364,750
Essex Homes, LLC	2	220,000	298,000	259,000
Blake Anthony Homes, Inc.	1	305,000	305,000	305,000
Live Green Construction Inc.	1	300,250	300,250	300,250
PRP Building & Development, LLC	1	436,000	436,000	436,000
Saline Valley Farms	1	350,000	350,000	350,000
Victory Building Company	1	510,000	510,000	510,000
Wayne Homes	1	225,000	225,000	225,000
TOTAL	23			

Ypsilanti Township

		low	high	average
Allen Edwin Co.	23	170,568	302,112	213,571
Lombardo Homes of SE Michigan	15	161,136	200,376	178,062
The Windmill Group	8	147,168	173,232	154,224
Jensen & Sons, Inc.	1	285,000	285,000	285,000
New Horizon Remodeling & Building	1	243,079	243,079	243,079
Select Restoration	1	267,802	267,802	267,802
TOTAL	49			

SINGLE FAMILY HOME STARTS BY CONSTRUCTION VALUE

Through the fourth quarter.

Jackson County

	<i>Values (in thousands)</i>					
	Under 100	100 to 149	150 to 199	200 to 299	300 to 499	500 +
Blackman		2	2			
Columbia		1	2	3	2	
Grass Lake	1	1	5	6		
Henrietta	1		1	2		
Napoleon		1	2	1		
Norvell			1			
Spring Arbor	2	3	1	1		1
Summit		2	2	6		
Waterloo						1
County Totals	4	10	16	19	2	2
% of Total:	7.5%	18.9%	30.2%	35.8%	3.8%	3.8%

Livingston County

	<i>Values (in thousands)</i>					
	Under 100	100 to 149	150 to 199	200 to 299	300 to 499	500 +
Brighton		1	1	43	63	2
Conway				2		
Deerfield				2	1	
Genoa	3			2	15	1
Green Oak		2	12	36	55	5
Hamburg		1	3	30	11	3
Handy			8	9		
Hartland		1		13	9	1
Howell		3	5	19	6	
Iosco			1	2	1	
Marion		1	5	63	15	1
Oceola			15	67	8	
Putnam		1	3	4	4	
Tyrone			2	12	17	
Unadilla			1			
County Totals	3	10	56	304	205	13
% of Total:	0.5%	1.7%	9.5%	51.4%	34.7%	2.2%

Washtenaw County

<i>Values (in thousands)</i>	Under 100	100 to 149	150 to 199	200 to 299	300 to 499	500 +
Ann Arbor City	2	5	3	5	7	3
Augusta Township		2	3	2		
Bridgewater					1	
Chelsea	2	7	2	2		
Dexter	6	1	13	3	5	
Dexter Village	1	3	32	3		
Lima	8		2			
Lodi			2	3	6	
Lyndon		1	1	1		
Manchester			1	2		
Manchester City			1			
Milan		5	2			
Northfield		2	1	8	3	1
Pittsfield	1	9	63	52	11	
Salem			1	10	5	
Saline				1	1	
Scio				3	9	4
Superior	1			4	7	3
Sylvan			1	2	1	
Webster		1		4	4	
York				10	12	1
Ypsilanti Township		6	25	15	1	
County Totals	21	42	153	130	73	12
% of Total:	4.9%	9.7%	35.5%	30.2%	16.9%	2.8%

SINGLE FAMILY HOME STARTS BY SQUARE FOOTAGE

Through the fourth quarter.

Jackson County

<i>Square Footage</i>		Under 1200	1200 to 1799	1800 to 2399	2400 to 3000	3000 to 3999	4000 to 4999	5000 +
Blackman			4					
Columbia			2					
Grass Lake			2	5	1	1		
Henrietta			1			1		
Leoni			3				1	
Napoleon			1	1				
Norvell			1					
Spring Arbor			2	3			1	
Summit			2	5	2			
COUNTY TOTALS			18	14	3	2	2	
% of total:			46.2%	35.9%	7.7%	5.1%	5.1%	

Livingston County

<i>Square Footage</i>		Under 1200	1200 to 1799	1800 to 2399	2400 to 3000	3000 to 3999	4000 to 4999	5000 +
Brighton		1	3	35	36	23	2	1
Conway			1					
Deerfield			1	1	1			
Genoa			1	4	7	6	1	1
Green Oak			19	32	31	24	2	
Hamburg			9	21	4	7	1	2
Handy			9	5				
Hartland			5	8	3	6		
Howell		2	4	14	3	2		
Iosco			1	2	1			
Marion		3	10	43	16	5		2
Oceola		1	44	25	13	3		
Putnam			4	4	1	2	1	
Tyrone		1	2	12	9	5	1	
Unadilla				1				
COUNTY TOTALS		8	113	207	125	83	8	6
% of total:		1.5%	20.5%	37.6%	22.7%	15.1%	1.5%	1.1%

Washtenaw County

<i>Square Footage</i>	Under 1200	1200 to 1799	1800 to 2399	2400 to 3000	3000 to 3999	4000 to 4999	5000 +
Ann Arbor City					1		
Augusta Township	1	1	2				
Chelsea			5	5	1		
Dexter		2	5	15	4		
Dexter Village		7	5	8	3		
Lima		2	7				
Lodi			2	1	3	1	
Lyndon		1	1		1		
Manchester			1				
Milan		5					
Northfield		2	3	4	3	2	
Pittsfield		1	7	15	9	2	
Salem		1	3	4	8	1	
Saline				1		1	
Scio			1	2	2	4	3
Superior	1			1			
Sylvan		1	1	1	1		
Webster		1	2	3	1		1
York			3	16	3		
Ypsilanti Township		1	12	9	4		
COUNTY TOTALS	2	25	60	85	44	11	4
% of total:	0.9%	10.8%	26.0%	36.8%	19.0%	4.8%	1.7%

	2013	2012	2011	2010	2009
Jackson	2005	1895	2172	2019	1996
Livingston	2385	2318	2375	2811	1990
Washtenaw	2687	2519	2625	2378	2306

AVERAGE SQUARE FOOTAGE PER JURISDICTION

Average Square Footage for homes built through the 4th quarter. Information in some jurisdictions is from a limited sample and will be less reliable than large samples.

	Avg. Square Footage	sample size			
Jackson County			Washtenaw County		
Henrietta	2451	2	Scio	4466	12
Leoni	2243	4	Ann Arbor City	3800	1
Spring Arbor	2227	6	Saline	3496	2
Summit	2069	9	Salem	3035	17
Grass Lake	2042	9	Lodi	3005	7
Napoleon	1824	2	Northfield	2866	14
Norvell	1774	1	Pittsfield	2842	34
Columbia	1475	2	Webster	2815	8
Blackman	1395	4	York	2653	22
Livingston County			Dexter	2562	26
Genoa	3032	20	Ypsilanti Township	2508	26
Brighton	2683	101	Chelsea	2421	11
Green Oak	2533	108	Sylvan	2420	4
Tyrone	2530	30	Dexter Village	2355	23
Hamburg	2501	44	Lyndon	2165	3
Putnam	2395	12	Manchester	2048	1
Hartland	2384	22	Lima	1963	9
Marion	2318	79	Superior	1844	2
Deerfield	2256	3	Augusta Township	1698	4
Iosco	2148	4	Milan	1420	5
Howell	2057	25			
Unadilla	1902	1			
Oceola	1898	86			
Conway	1755	1			
Handy	1621	14			

MULTI FAMILY STARTS

Through the fourth quarter.

Apartments

<u>Jackson County</u>	units
Blackman	
Edward Rose & Sons 3515-21 Bluebell Lane	24
<i>Total Units for Jurisdiction</i>	24
<i>Total Units for County</i>	24

<u>Livingston County</u>	units
Oceola	
XL Builders 1710-46 Ella Lane	7
3876-3932 Gideon Ave.	8
3942-90 Gideon Ave.	7
<i>Total Units for Jurisdiction</i>	22
<i>Total Units for County</i>	22

<u>Washtenaw County</u>	units
Ann Arbor City	
Ronald Buhro 611 Church St.	4
Phoenix Contractors, Inc. 1500 Pauline Blvd.	6
1500 Pauline Blvd. 5	6
1500 Pauline Blvd. 1	6
1500 Pauline Blvd. 1	6
<i>Total Units for Jurisdiction</i>	28

Pittsfield	
Homeowner	
2457 Oak Valley Dr.	12
2469 Oak Valley Dr.	12
2481 Oak Valley Dr.	12
2493 Oak Valley Dr.	12
2505 Oak Valley Dr.	12
2517 Oak Valley Dr.	12
2529 Oak Valley Dr.	12
2541 Oak Valley Dr.	12
<i>Total Units for Jurisdiction</i>	96
<i>Total Units for County</i>	124

Condominiums

<u>Jackson County</u>	units
Blackman	
Edward Rose & Sons 3435-41 Trillium Lane	4
<i>Total Units for Jurisdiction</i>	4

Summit	
John McGregor Ganton 3710, 14 Terrace Hills Lane	2
Norfolk Homes 4579, 83 Devon Dr.	2
<i>Total Units for Jurisdiction</i>	4
<i>Total Units for County</i>	8

<u>Livingston County</u>	units
Genoa	
Mitch Harris Building Co. 1774-86 Genoa Circle	4
<i>Total Units for Jurisdiction</i>	4

Green Oak	
Cornerstone Residential Group LLC 10758, 62 Waterfall Ct.	2
<i>Total Units for Jurisdiction</i>	2

Marion	
Mitch Harris Building Co. 836, 40, 44 Spirea	3
852, 56 Spirea	2
862, 66, 70 Spirea	3
<i>Total Units for Jurisdiction</i>	8

Oceola	
Pulte Homes of Michigan 676, 84 Zion Ct.	2
<i>Total Units for Jurisdiction</i>	2
<i>Total Units for County</i>	16

<u>Washtenaw County</u>	units
Ann Arbor City	
Homeowner 922-28 Catherine St.	4
Huron Contracting, LLC 922-30 Catherine St.	5
<i>Total Units for Jurisdiction</i>	9

Pittsfield	
Livonia Builders	
3031 Gadwall Lane, Bldg. 7	6
3171 Canvasback Lane, Bldg. 14	6
3172 Canvasback, Bldg. 15	6
6101 Trumpeter Lane, Bldg. 16	6
6102 Harlequin Lane, Bldg. 13	6
6121 Brant Lane, Bldg. 8	6
6142 Trumpeter Lane	8
6242 Trumpeter Lane	8
Rock Construction	
3235 Primrose Lane	12
3261 Primrose Lane	12
<i>Total Units for Jurisdiction</i>	76

Saline	
Lewis Homes, LLC 2501-4 Riversedge Dr.	4
Toll Brothers 2501-04 Riversedge Dr.	4
<i>Total Units for Jurisdiction</i>	8

Saline Township

R & H Development Company Inc.	
1401-4 Riversedge Dr.	4
701-04 Riversedge Dr.	4
Toll Brothers	
601-04 Riversedge Dr.	4
<i>Total Units for Jurisdiction</i>	12

Scio

Norfolk Homes	
1001-19 Summerfield Glen, Bldg. E	10
1030 Summerfield Glen, Bldg. H	10
1030-48 Summerfield Glen, Bldg. H	10
1031-49 Summerfield Glen	10
Wexford Homes	
5602, 04 Gallery Park Dr.	2
5605, 07, 09 Gallery Park Dr.	3
5608, 10 Gallery Park Dr.	2
5610 Gallery Park Dr.	2
<i>Total Units for Jurisdiction</i>	49

Superior

John McGregor Ganton	
3700, 04 Terrace Hills Lane	2
<i>Total Units for Jurisdiction</i>	2
Total Units for County	156

Duplexes

Livingston County units

Oceola

Pulte Homes of Michigan	
3951, 59 Ranier Dr.	2
<i>Total Units for Jurisdiction</i>	2
Total Units for County	2

Washtenaw County units

Ann Arbor City

Huron Contracting, LLC	
401-3 North Fourth Ave.	2
<i>Total Units for Jurisdiction</i>	2

Bridgewater

Bridgewater Carpentry	
105-6 Joann Trail	2
<i>Total Units for Jurisdiction</i>	2
Total Units for County	4

REMODELS AND ADDITIONS

selected permits valued over approximately \$40,000

For the 4th quarter.

Jackson County

Columbia

Classic Cabinets & Interiors 10724 Hewitt Rd.	\$50,000
Homeowner 1004 Alameda Dr. 114 Robindale Ct.	\$112,716 \$165,000
Total Value for Jurisdiction	\$327,716

Jackson City

Homeowner 314 South West Ave.	\$57,070
MJ White & Son, Inc. 1025 Adrian Ave.	\$53,820
Total Value for Jurisdiction	\$110,890

Napoleon

Baldwin Building Co., LLC 354 Ackerson Lake Dr.	\$43,000
J. Mason Contracting 8017 Lakeshore Blvd.	\$56,000
Total Value for Jurisdiction	\$99,000

Summit

Alpha & Omega Contracting 2535 Meadowbrook Lane	\$62,400
Bates Construction 3893 Mayfield Dr.	\$49,920
Brigham Construction 3740 Terrace Hills Lane	\$74,080
John McGregor Ganton 3710 Terrace Hills Lane	\$86,400
Homeowner 214 Forest Ct.	\$40,000
Norfolk Homes 1944 Coventry Rd. 1949 Coventry Rd.	\$94,000 \$94,000
Panghorn Landscaping, Inc. 5270 Thames Ct.	\$93,120
Total Value for Jurisdiction	\$593,920
Total Value for County	\$1,131,526

Livingston County

Brighton

Belanger Builders, Inc. 5480 Kensington	\$111,929
Construction Unlimited, Inc. 8133 Grand River	\$102,164
Paul Elkow Building 1322 Xanadu Ct.	\$62,378
Homeowner 1614 Marquis Lane 3362 Moraine	\$65,255 \$45,895
Signature Group of Livingston 9639 Rosemary	\$43,760
Total Value for Jurisdiction	\$431,381

Genoa

Timothy Chouinard 5670 Glen Echo	\$76,832
Homeowner 3345 Nixon	\$51,436
Michael James Padula 3275 Chilson Rd.	\$63,000
Total Value for Jurisdiction	\$191,268

Hamburg

Dexter Builders 3473 Dunlap Ct.	\$141,422
Guenther Building Co. 3491 Junior Dr.	\$106,681
Homeowner 11505 Dunlavy Lane 3449 Junior Dr. 4681 Caroga Dr. 6475 Riverdale Dr.	\$76,855 \$97,309 \$40,622 \$52,950
Paulson's Construction Inc. 9113 Kestrel Ridge Rd.	\$62,475
Ronald Schofield Jr. 4429 Strawberry Lake Rd.	\$74,168
Total Value for Jurisdiction	\$652,482

Handy

Nathan Finley 7100 Layton Rd.	\$137,211
Slider Builders, Inc. 10488 Converse	\$46,823
Total Value for Jurisdiction	\$184,034

Hartland

Creative Homes Construction 4598 Pine Way Dr.	\$79,991
Homeowner 11577 Hibner Rd.	\$197,682
Patriot Restoration LLC 12833 Deer Path Lane	\$322,480
Total Value for Jurisdiction	\$600,153

Howell

ECI Services 3432 Cheryl	\$63,159
Total Value for Jurisdiction	\$63,159

Iosco

Donald Hannewald 5990 Weller Rd.	\$43,367
Total Value for Jurisdiction	\$43,367

Marion

Borg Builders 146 Sedum	\$52,027
Driftwood Construction 1156 Alstott	\$66,000
Total Value for Jurisdiction	\$118,027

Oceola

Brighton Building Co., Inc. 242 Locust Point	\$60,000
Total Value for Jurisdiction	\$60,000

Putnam

Dimensional Construction LLC	
11970 Portage Lake	\$50,000
Homeowner	
740 East Main	\$52,172
Total Value for Jurisdiction	\$102,172

Unadilla

Daniel Merkel	
6122 West M-36	\$62,014
Total Value for Jurisdiction	\$62,014
Total Value for County	\$2,508,057

Washtenaw County**Ann Arbor City**

Acheson Builders, Inc.	
739 Kuehnie Ave.	\$93,245
Bath For All LLC	
2242 Rivenoak Ct.	\$132,845
Becker Construction	
418 South First St.	\$75,000
Bob Behnke	
550 Heritage Dr.	\$42,980
CB Custom Homes	
431 Highland Rd.	\$300,000
Dexter Builders	
1018 Arborview Blvd.	\$76,200
673 Worthington Place	\$230,000
ECI Services	
1119 Lincoln Ave.	\$106,500
Encore Custom Contracting	
304 Pauline Blvd.	\$75,000
Forward Designers & Builders	
3000 Glazier Way	\$130,000
3000 Glazier Way #240	\$130,000
Steve J. Fritz	
812 West Washington St.	\$145,000
James Fuchs Construction, LLC	
400 Maple Ridge St.	\$65,000
Fulcrum Design & Build	
725 Arlington Blvd.	\$58,000
Gipfert's Construction	
2300 Melrose Ave.	\$93,000
Giraffe Design Build LLC	
902 Gott St.	\$40,000
Hamilton Building & Design	
625 Fountain St.	\$55,000
Hamlet Construction	
730 Dellwood Dr.	\$60,000
Homeowner	
1300 Newport Rd.	\$124,700
KLA Development, Inc.	
1617 Shadford Rd.	\$220,000
410 Orchard Hills Dr.	\$200,000
Steven J. Lucchesi, Inc.	
2312 Devonshire Rd.	\$230,000
Maxim Company Inc.	
1106 Lincoln Ave.	\$60,000
MBK Constructors Inc.	
1602 Leaird Dr.	\$50,000
Meadowlark Builders, LLC	
3461 Burbank Dr.	\$75,000
Michigan Building Specialties Inc.	
1718 Covington Dr.	\$40,000

Nelson Building & Associates	
3750 Tremont Lake	\$40,000
Payeur Foundation Company	
1010 Forest Ave.	\$100,270
2229 Glendaloch	\$61,400
Elliot Raupagh	
2015 Hall Ave.	\$85,000
Brian Robards Custom Homes Inc.	
2012 Day St.	\$65,000
Rochman Design-Build	
2401 Geddes Ave.	\$140,000
Sunglo Restoration Sevices	
518 Hiscock St.	\$113,015
Sweeney & Monroe	
1335 Glendaloch	\$85,600
Total Value for Jurisdiction	\$3,597,755

Augusta Township

Vision Restoration & Building	
10695 Talladay Dr.	\$103,845
Total Value for Jurisdiction	\$103,845

Bridgewater

Paul Davis Restoration of Ann Arbor	
11381 Braun Rd.	\$50,000
Total Value for Jurisdiction	\$50,000

Lima

Belfor USA Group Inc.	
8722 Boxelder	\$112,989
Victor Leabu	
2611 Wylie Rd.	\$115,000
Total Value for Jurisdiction	\$227,989

Lyndon

B & B Remodeling	
8500 Werkner Rd.	\$145,000
Homeowner	
240 Park St. A	\$45,000
Total Value for Jurisdiction	\$190,000

Pittsfield

Fine Finishing Inc.	
5661 Dartmouth Ct.	\$50,000
Toll Brothers	
4156 Timber Ridge Dr.	\$78,000
Valley Builders, Inc.	
2547 Carlton Dr.	\$77,500
Watermark Homes LLC	
2259 Woodview Lane	\$101,000
Total Value for Jurisdiction	\$306,500

Salem

Michael Cousino	
7280 Dixboro Rd.	\$50,000
Fielek Builders	
8768 Dixboro Rd.	\$42,000
Spense Brothers, Inc.	
8262 North Territorial	\$600,000
Total Value for Jurisdiction	\$692,000

Scio

Homeowner	
8160 Fifth St.	\$45,000
David Klein Construction, Inc.	
517 Linden Lane	\$136,322
KSI	
637 Dornoch Dr.	\$98,528
Steven J. Lucchesi, Inc.	
1251 South Zeeb Rd.	\$75,000

Kevin M. Schroeder 3884 River Pines Dr.	\$50,000
Total Value for Jurisdiction	\$404,850
Superior	
Summit Building Co. Inc. 9640 Warren Rd.	\$133,831
Trenton A. Withrow 3630 North Prospect Rd.	\$380,000
Total Value for Jurisdiction	\$513,831
Ypsilanti Township	
Michael Cromer 930 Holmes #1	\$62,000
Habitat For Humanity of Huron Valley 1101 Rambling Rd.	\$40,500
Taylor Home Improvement 1143 East Forest	\$50,000
Total Value for Jurisdiction	\$152,500
Total Value for County	\$6,239,270

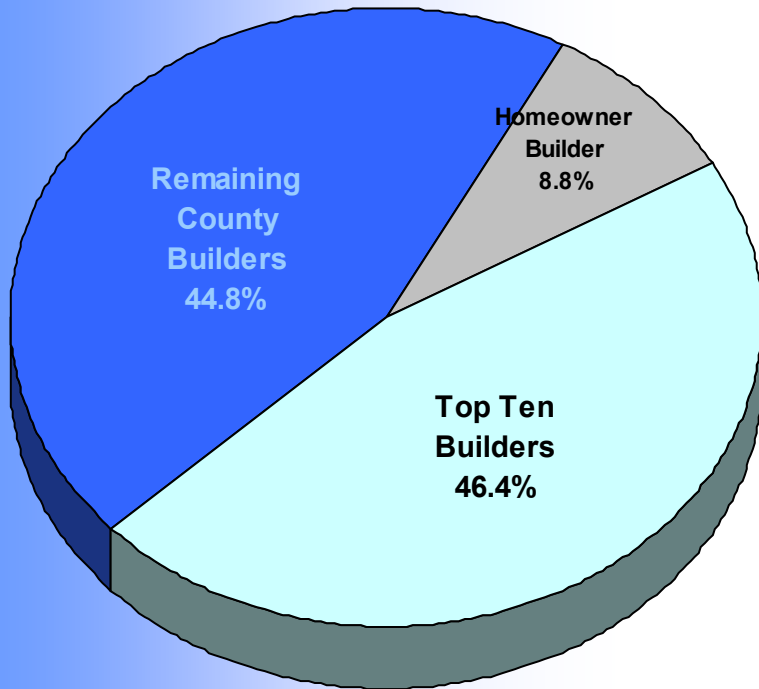
SECTION III

BUILDER INFORMATION

TOP TEN BUILDERS

Livingston/Washtenaw/Jackson Area

Through the 4th Quarter



2013

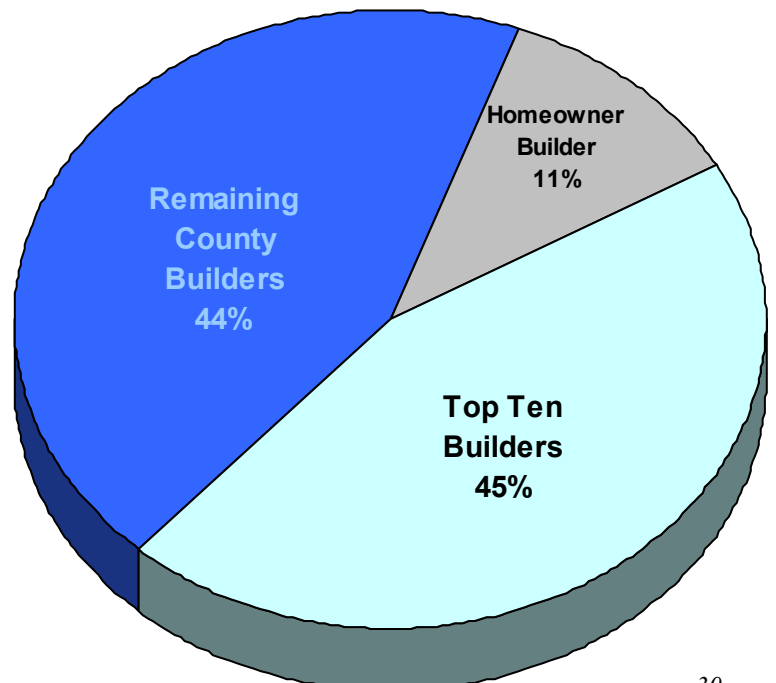
	starts	%
Allen Edwin Co.	178	16.2
Lombardo Homes of SE Michigan	112	10.2
Peters Building Co.	41	3.7
Norfolk Homes	40	3.6
Guenther Building Co.	30	2.7
Capital Construction Group LLC	24	2.2
Johnson Building Group	23	2.1
Pulte Homes of Michigan	23	2.1
Infinity Homes & Company	21	1.9
Mitchell Building Company	19	1.7

97 Homeowner Builders are not used in this table.
Ties for 10th show, but only ten numbers are used for chart.

Through the 4th Quarter

2012

	starts	%
Lombardo Homes of SE Michigan	64	10.8
Allen Edwin Co.	49	8.3
Peters Building Co.	36	6.1
Norfolk Homes	25	4.2
Guenther Building Co.	20	3.4
Hunter Pasteur Homes	19	3.2
Mitchell Building Company	16	2.7
Infinity Homes & Company	14	2.4
Paul Elkow Building	12	2.0
Marhofer / Campbell Building Co., LLC	11	1.9



66 Homeowner Builders are not used in this table.
Ties for 10th show, but only ten numbers are used for chart.

BUILDER RANKING LIST

YTD Totals. Single family home starts for this report area.

Allen Edwin Co.	178	Paddock Home Builders	3	Brink & Associates	1
Lombardo Homes of SE Michigan	112	Queenan Construction Inc.	3	JE Brown Building, Inc.	1
Homeowner	97	Daniel Szabo	3	Bruemmer Builders	1
Peters Building Co.	41	Wexford Homes	3	WJ Burnett Home Improvement	1
Norfolk Homes	40	Acheson Builders, Inc.	2	C-A Construction	1
Guenther Building Co.	30	American Living Inc.	2	CB Custom Homes	1
Capital Construction Group LLC	24	Ann Arbor Builders, Inc.	2	Russ Cesarz Design & Build	1
Johnson Building Group	23	Baker Builders, Inc.	2	Lawrence D. Charles Building	1
Pulte Homes of Michigan	23	Brighton Building Co., Inc.	2	Chizek Builders	1
Infinity Homes & Company	21	CASS Builders Inc.	2	Citadel Homes, Inc.	1
Mitchell Building Company	19	Category One LLC	2	Kurt Clark	1
Toll Brothers	18	BD Donovan Builders	2	Construction Design Services	1
Mitch Harris Building Co.	15	Dreamworks Builders Inc.	2	Robin C. Cook Building, LLC	1
Essex Homes, LLC	12	GBS Construction	2	Kurt D. Couture	1
Compo Builders, Inc.	11	Robert Geracz	2	Kevin Covert	1
Frank M. Soave Builder, Inc.	11	Jensen & Sons, Inc.	2	Dennis Craft Construction	1
Paul Elkow Building	10	Kingslien Homes, Inc.	2	Jeff Cranson, Builder	1
Chestnut Development LLC	9	KLA Development, Inc.	2	D'Anna Construction Company	1
Cornerstone Residential Group LLC	9	The Kolb Company	2	Peter Deininger	1
Crane Construction, Inc.	9	Meadowlark Builders, LLC	2	Dr. Do-Right Construction, LLC	1
Livonia Builders	9	James Ridenour	2	EBI Incorporated	1
Main Street Homes	9	Ridsdale Custom Homes, Inc	2	Echo Construction Inc.	1
SDG Homes	9	Riemco Building Company	2	ECI Services	1
Hadley Home Builders	8	SD Rollins Construction	2	Envision Builders Inc.	1
Soave Homes, Inc.	8	Rotondo Construction Corporation	2	Envision Builders, Inc.	1
The Windmill Group	8	Joseph Schulist Builders, Inc.	2	Fielek Builders	1
Artisan Building Co.	7	James Shipley	2	Nathan Finley	1
Healy Homes, LLC	6	Simon Building Company	2	First Choice	1
Big Sky Development	5	Statewide Disaster Restoration	2	Forest Ridge Construction	1
Casavilla Builders	5	Sterling Homes LLC	2	Forward Designers & Builders	1
Construction Unlimited, Inc.	5	Stone Hollow Properties & Dev.	2	Steve Fuller	1
Genesis Custom Homes	5	Target Building Inc.	2	GMB Builders LLC	1
Signature Group of Livingston	5	Todd Custom Homes	2	Gottschalk Management, LLC	1
Thurber Building Co., LLC	5	Triangle Development	2	Grand Haven Homes LLC	1
Tony VanOyen Builders, Inc.	5	Williams Building Co.	2	Greater Jackson Habitat for Humanity	1
Vantage Construction Co.	5	R C Winneur Construction Co.	2	Gritzmaker Builders, Inc.	1
Arcadia Homes Inc.	4	Adaptive Building	1	Hartland Homes Inc.	1
Belanger Builders, Inc.	4	Advance Craft Home Builders, Inc.	1	Johannes Hauptmann	1
Breault Construction	4	Antek Custom Building	1	High Country Builders, Inc.	1
Bruce Donovan Construction	4	Blake Anthony Homes, Inc.	1	Hi-Point Construction	1
Hunter Pasteur Homes	4	Arbor Building Co.	1	Home Crafters & Associates, Inc.	1
Iconolast Homes	4	Ashley Development	1	Homerenew Construction	1
PB & J Construction, Inc.	4	Babcock Homes	1	Ronald Gene Houseman Jr.	1
Trowbridge Companies	4	Bailey Custom Homes Inc.	1	Hoyal Construction	1
Allegiance Homes, LLC	3	RL Baker Construction, Inc.	1	Huron Contracting, LLC	1
Benchmark Building & Dev. LLC	3	John Banfield Jr.	1	Innovative Property Restoration	1
Doyle Homes Inc.	3	Beechwood Building & Design	1	JB Construction	1
Energy Efficient Healthy Homes	3	Bill Bell Construction	1	Johnson Brothers Construction	1
Fireside Home Construction	3	Belote Homes, Inc.	1	Richard Jusino	1
Deni Giannandrea	3	Big Board Construction	1	Kane Custom Builder	1
Christopher Laycock	3	Binder Building & Carpentry	1	KDB Custom Homes	1
Marhofer / Campbell Building Co., LLC	3	Edward Blake, Jr.	1	Kheder Custom Homes, Inc.	1
Master Key Northern, Inc.	3	Bourque Construction	1	Kingston Builders	1

LaSant Building, Inc.	1	Panghorn Landscaping, Inc.	1	Son-In-Law Service	1
Mark Leahy	1	Paramount Building Development	1	John Spencer	1
Live Green Construction Inc.	1	Patrick Widing Custom Built Homes	1	St. Joseph Building LLC	1
LL Custom Contracting of MI Inc.	1	Paulson's Construction Inc.	1	Steele & Jedele Construction	1
Lloyd's Homes, Inc.	1	Chris Payne Construction	1	Sterling Contracting & Millwork, Inc.	1
Donald B. Loerch, Inc.	1	Rod Pieron Building Co.	1	Summitt Development	1
J. Loveland, Inc.	1	Rod Pieron Building Co. Inc.	1	Christian Tennant Custom Homes	1
Steven J. Lucchesi, Inc.	1	Pine Knoll Builders	1	Terratek Custom Homes	1
Ludwig Building Co.	1	Platinum Construction & Associates	1	Timothy Patrick Homes LLC	1
M & K Builders	1	Jeffrey Powell	1	Trademark Framing & Building	1
Main Street Homes	1	Pratt Builders, Inc.	1	Gary David Turner	1
Michael McKay	1	Professional Contracting Co.	1	UR Construction	1
Menard Premiere Builders LLC	1	Property Owner	1	Vanston/O'Brien, Inc.	1
MH Home Building Co.	1	PRP Building & Development, LLC	1	Vesta Building Industries	1
Michigan Custom Builders Inc.	1	Jeffrey Rajala	1	Victory Builders	1
Mid Star Home Builders	1	Reutter Bros. Construction Inc.	1	Victory Building Company	1
Milwin Building Inc.	1	Rison Construction LLC	1	Ward Construction	1
Jason R. Minock	1	JL Roberts Construction Inc.	1	Wayne Homes	1
Ken Moe Construction, LLC	1	Saline Construction Co.	1	Matthew Wesolowski	1
Dennis L. Mollner	1	Saline Valley Farms	1	M.J. Whelan Construction, Inc.	1
Momentum Construction	1	Howard Schrock	1	Daniel Whitten	1
M-R Builders, Inc.	1	Select Restoration	1	Stephan Willacker	1
New Horizon Remodeling & Building	1	Semke Homes	1	William Charles Custom Homes	1
Bill Opre	1	SERVPRO of Brighton / Howell	1	Lawrence Yax	1
Ore Creek Development Corp.	1	Kim Sexton	1	Zalewski Construction Co., Inc.	1
Dan O'Shea Construction	1	Slider Builders, Inc.	1	Zion Restoration	1
Palo Homes Inc.	1	Marshall Smith Builders	1		

BUILDER STARTS COMPARED TO PRIOR YEAR

	Current	Prior					
Compo Builders, Inc.	11	1	1000.00%	Big Sky Development	5	5	0.00%
Toll Brothers	18	2	800.00%	Mark Leahy	1	1	0.00%
Vantage Construction Co.	5	1	400.00%	Select Restoration	1	1	0.00%
Signature Group of Livingston	5	1	400.00%	Richard Jusino	1	1	0.00%
Construction Unlimited, Inc.	5	1	400.00%	Slider Builders, Inc.	1	1	0.00%
Belanger Builders, Inc.	4	1	300.00%	Fielek Builders	1	1	0.00%
The Windmill Group	8	2	300.00%	Marshall Smith Builders	1	1	0.00%
Hadley Home Builders	8	2	300.00%	Sterling Contracting & Millwork, Inc.	1	1	0.00%
PB & J Construction, Inc.	4	1	300.00%	Property Owner	1	1	0.00%
Frank M. Soave Builder, Inc.	11	3	266.67%	Christian Tennant Custom Homes	1	1	0.00%
Allen Edwin Co.	178	49	263.27%	Kingslien Homes, Inc.	2	2	0.00%
Benchmark Building & Dev. LLC	3	1	200.00%	KDB Custom Homes	1	1	0.00%
Energy Efficient Healthy Homes	3	1	200.00%	M.J. Whelan Construction, Inc.	1	1	0.00%
Chestnut Development LLC	9	3	200.00%	Forward Designers & Builders	1	1	0.00%
Genesis Custom Homes	5	2	150.00%	Healy Homes, LLC	6	7	-14.29%
Essex Homes, LLC	12	5	140.00%	Paul Elkow Building	10	12	-16.67%
Capital Construction Group LLC	24	10	140.00%	Tony VanOyen Builders, Inc.	5	8	-37.50%
Johnson Building Group	23	10	130.00%	Wexford Homes	3	5	-40.00%
Main Street Homes	9	4	125.00%	M-R Builders, Inc.	1	2	-50.00%
Crane Construction, Inc.	9	4	125.00%	Belote Homes, Inc.	1	2	-50.00%
Joseph Schulist Builders, Inc.	2	1	100.00%	RL Baker Construction, Inc.	1	2	-50.00%
Meadowlark Builders, LLC	2	1	100.00%	Chris Payne Construction	1	2	-50.00%
The Kolb Company	2	1	100.00%	Bill Opre	1	2	-50.00%
KLA Development, Inc.	2	1	100.00%	Category One LLC	2	4	-50.00%
BD Donovan Builders	2	1	100.00%	Michigan Custom Builders Inc.	1	2	-50.00%
James Ridenour	2	1	100.00%	Ludwig Building Co.	1	2	-50.00%
SD Rollins Construction	2	1	100.00%	Steven J. Lucchesi, Inc.	1	2	-50.00%
Iconolast Homes	4	2	100.00%	Advance Craft Home Builders, Inc.	1	2	-50.00%
Simon Building Company	2	1	100.00%	Ore Creek Development Corp.	1	2	-50.00%
Bruce Donovan Construction	4	2	100.00%	Triangle Development	2	5	-60.00%
Baker Builders, Inc.	2	1	100.00%	Hartland Homes Inc.	1	3	-66.67%
Riemco Building Company	2	1	100.00%	Marhofer / Campbell Building Co., LLC	3	11	-72.73%
SDG Homes	9	5	80.00%	Hunter Pasteur Homes	4	19	-78.95%
Livonia Builders	9	5	80.00%				
Lombardo Homes of SE Michigan	112	66	69.70%				
Mitch Harris Building Co.	15	9	66.67%				
Norfolk Homes	40	26	53.85%				
Infinity Homes & Company	21	14	50.00%				
Paddock Home Builders	3	2	50.00%				
Guenther Building Co.	30	20	50.00%				
Doyle Homes Inc.	3	2	50.00%				
Arcadia Homes Inc.	4	3	33.33%				
Trowbridge Companies	4	3	33.33%				
Casavilla Builders	5	4	25.00%				
Mitchell Building Company	19	16	18.75%				
Peters Building Co.	41	36	13.89%				
Ann Arbor Builders, Inc.	2	2	0.00%				
Artisan Building Co.	7	7	0.00%				
EBI Incorporated	1	1	0.00%				
Beechwood Building & Design	1	1	0.00%				
Binder Building & Carpentry	1	1	0.00%				
Kurt Clark	1	1	0.00%				
JE Brown Building, Inc.	1	1	0.00%				
Kevin Covert	1	1	0.00%				
Bruemmer Builders	1	1	0.00%				
Robin C. Cook Building, LLC	1	1	0.00%				

BUILDER RANKING BY AVERAGE VALUE

Based on construction value reported on permits

	# of starts	Average value			
Christian Tennant Custom Homes	1	\$1,500,000	Deni Giannandrea	3	\$328,340
Construction Design Services	1	\$994,826	Palo Homes Inc.	1	\$325,000
Johnson Brothers Construction	1	\$804,961	Sterling Contracting & Millwork, Inc.	1	\$323,067
Energy Efficient Healthy Homes	3	\$758,050	Signature Group of Livingston	5	\$322,110
Patrick Widing Custom Built Homes	1	\$691,603	BD Donovan Builders	2	\$319,416
Forward Designers & Builders	1	\$650,000	Tony VanOyen Builders, Inc.	5	\$317,989
The Kolb Company	2	\$639,038	Bill Opre	1	\$316,791
Dreamworks Builders Inc.	2	\$630,162	CASS Builders Inc.	2	\$315,063
Meadowlark Builders, LLC	2	\$625,000	Robert Geracz	2	\$315,000
Dr. Do-Right Construction, LLC	1	\$519,000	SD Rollins Construction	2	\$313,899
Victory Building Company	1	\$510,000	Bourque Construction	1	\$312,808
CB Custom Homes	1	\$496,000	GMB Builders LLC	1	\$312,742
KLA Development, Inc.	2	\$495,500	Fireside Home Construction	3	\$311,567
Main Street Homes	1	\$482,272	PB & J Construction, Inc.	4	\$308,821
Robin C. Cook Building, LLC	1	\$480,000	Reutter Bros. Construction Inc.	1	\$308,308
Belanger Builders, Inc.	4	\$471,877	Chestnut Development LLC	9	\$307,834
Babcock Homes	1	\$471,790	Blake Anthony Homes, Inc.	1	\$305,000
R C Winneur Construction Co.	2	\$459,647	Peter Deininger	1	\$305,000
PRP Building & Development, LLC	1	\$436,000	Pratt Builders, Inc.	1	\$304,917
Donald B. Loerch, Inc.	1	\$431,248	SERVPRO of Brighton / Howell	1	\$304,728
Ludwig Building Co.	1	\$430,000	Stephan Willacker	1	\$303,626
Compo Builders, Inc.	11	\$429,598	Jeff Cranson, Builder	1	\$303,318
Citadel Homes, Inc.	1	\$421,381	Paulson's Construction Inc.	1	\$300,632
Rison Construction LLC	1	\$420,487	Live Green Construction Inc.	1	\$300,250
Matthew Wesolowski	1	\$419,573	James Ridenour	2	\$300,225
Lawrence Yax	1	\$417,982	Bill Bell Construction	1	\$300,000
Healy Homes, LLC	6	\$411,381	JE Brown Building, Inc.	1	\$300,000
Vantage Construction Co.	5	\$410,422	Gary David Turner	1	\$300,000
Property Owner	1	\$409,000	St. Joseph Building LLC	1	\$299,768
Main Street Homes	9	\$408,547	Comerstone Residential Group LLC	9	\$299,703
Christopher Laycock	3	\$406,667	Joseph Schulist Builders, Inc.	2	\$296,560
Category One LLC	2	\$405,304	Capital Construction Group LLC	18	\$295,932
Lawrence D. Charles Building	1	\$401,672	Howard Schrock	1	\$295,302
Beechwood Building & Design	1	\$400,000	Thurber Building Co., LLC	5	\$294,000
Chizek Builders	1	\$400,000	Kingslien Homes, Inc.	2	\$293,569
Michael McKay	1	\$400,000	Hadley Home Builders	8	\$293,069
William Charles Custom Homes	1	\$400,000	Johnson Building Group	23	\$290,222
Edward Blake, Jr.	1	\$396,421	John Spencer	1	\$289,871
Home Crafters & Associates, Inc.	1	\$395,000	Professional Contracting Co.	1	\$288,500
Jason R. Minock	1	\$390,000	Rotondo Construction Corporation	2	\$286,622
Arcadia Homes Inc.	4	\$386,444	Casavilla Builders	5	\$283,406
Kurt D. Couture	1	\$380,106	Target Building Inc.	2	\$280,140
Semke Homes	1	\$379,700	Toll Brothers	18	\$279,921
Paramount Building Development	1	\$379,678	Construction Unlimited, Inc.	5	\$279,622
Ashley Development	1	\$379,263	Envision Builders, Inc.	1	\$275,207
Hunter Pasteur Homes	4	\$368,875	Frank M. Soave Builder, Inc.	11	\$275,186
Steve Fuller	1	\$365,688	Johannes Hauptmann	1	\$275,000
Allegiance Homes, LLC	3	\$364,750	Milwin Building Inc.	1	\$275,000
Fielek Builders	1	\$360,248	Platinum Construction & Associates	1	\$275,000
Stone Hollow Properties & Dev.	2	\$358,732	Timothy Patrick Homes LLC	1	\$275,000
Menard Premiere Builders LLC	1	\$358,382	Vesta Building Industries	1	\$274,496
Genesis Custom Homes	5	\$356,047	Crane Construction, Inc.	9	\$273,052
Ridsdale Custom Homes, Inc	2	\$354,840	Homeowner	91	\$271,784
Homerernew Construction	1	\$352,934	Brink & Associates	1	\$270,000
James Shipley	2	\$350,588	MH Home Building Co.	1	\$269,586
Saline Valley Farms	1	\$350,000	Advance Craft Home Builders, Inc.	1	\$269,155
Grand Haven Homes LLC	1	\$349,692	Ward Construction	1	\$268,715
Vanston/O'Brien, Inc.	1	\$347,985	Select Restoration	1	\$267,802
Kane Custom Builder	1	\$346,000	Livonia Builders	9	\$267,031
Forest Ridge Construction	1	\$342,869	Allen Edwin Co.	178	\$266,669
High Country Builders, Inc.	1	\$340,603	M-R Builders, Inc.	1	\$265,000
Echo Construction Inc.	1	\$339,580	Doyle Homes Inc.	3	\$263,087
D'Anna Construction Company	1	\$337,846	Dan O'Shea Construction	1	\$261,800
Paul Elkow Building	10	\$335,210	Jeffrey Powell	1	\$260,281
Jeffrey Rajala	1	\$332,561	Benchmark Building & Dev. LLC	3	\$259,401
Big Sky Development	5	\$332,205	Brighton Building Co., Inc.	1	\$259,313
Wexford Homes	3	\$329,039	Adaptive Building	1	\$256,000

Riemco Building Company	2	\$255,000	Paddock Home Builders	3	\$187,312
SDG Homes	8	\$250,209	Kim Sexton	1	\$185,000
Binder Building & Carpentry	1	\$250,000	Artisan Building Co.	7	\$181,552
LaSant Building, Inc.	1	\$250,000	Essex Homes, LLC	12	\$180,101
J. Loveland, Inc.	1	\$250,000	Trowbridge Companies	4	\$177,480
Chris Payne Construction	1	\$250,000	Breault Construction	4	\$176,063
Triangle Development	2	\$246,090	Mid Star Home Builders	1	\$176,000
Guenther Building Co.	30	\$245,650	Big Board Construction	1	\$175,000
Jensen & Sons, Inc.	2	\$245,000	Peters Building Co.	41	\$174,675
Richard Jusino	1	\$243,718	Norfolk Homes	40	\$172,860
New Horizon Remodeling & Building Co.	1	\$243,079	EBI Incorporated	1	\$172,324
Russ Cesarz Design & Build	1	\$242,331	M.J. Whelan Construction, Inc.	1	\$171,843
Envision Builders Inc.	1	\$242,090	Lloyd's Homes, Inc.	1	\$166,097
Zion Restoration	1	\$240,821	Hartland Homes Inc.	1	\$165,000
Bruce Donovan Construction	4	\$239,578	Rod Pieron Building Co.	1	\$160,085
RL Baker Construction, Inc.	1	\$239,000	Dennis Craft Construction	1	\$160,000
Ronald Gene Houseman Jr.	1	\$238,213	The Windmill Group	8	\$154,224
Baker Builders, Inc.	2	\$237,000	Acheson Builders, Inc.	2	\$153,200
Simon Building Company	2	\$236,500	Gottschalk Management, LLC	1	\$150,000
Pulte Homes of Michigan	23	\$234,068	Gritzmaker Builders, Inc.	1	\$150,000
Kevin Covert	1	\$233,699	Panghorn Landscaping, Inc.	1	\$150,000
C-A Construction	1	\$231,748	Kingston Builders	1	\$147,000
Ann Arbor Builders, Inc.	2	\$231,500	GBS Construction	2	\$146,000
M & K Builders	1	\$230,000	Rod Pieron Building Co. Inc.	1	\$142,437
Todd Custom Homes	2	\$228,360	Master Key Northern, Inc.	2	\$140,000
Infinity Homes & Company	21	\$226,190	Innovative Property Restoration	1	\$139,640
Kheder Custom Homes, Inc.	1	\$225,000	LL Custom Contracting of MI Inc.	1	\$130,399
Terratek Custom Homes	1	\$225,000	Pine Knoll Builders	1	\$127,500
UR Construction	1	\$225,000	First Choice	1	\$125,000
Wayne Homes	1	\$225,000	ECI Services	1	\$121,000
Hoyal Construction	1	\$223,870	Queenan Construction Inc.	3	\$120,000
Iconolast Homes	4	\$221,545	Victory Builders	1	\$115,000
Hi-Point Construction	1	\$218,536	Arbor Building Co.	1	\$105,439
Dennis L. Mollner	1	\$218,000	Summitt Development	1	\$94,000
Marhofer / Campbell Building Co., LLC	3	\$216,137	Greater Jackson Habitat for Humanity	1	\$88,000
Mitch Harris Building Co.	13	\$215,113	Huron Contracting, LLC	1	\$75,000
John Banfield Jr.	1	\$215,023	Sterling Homes LLC	2	\$66,558
Slider Builders, Inc.	1	\$214,886	Saline Construction Co.	1	\$50,000
Trademark Framing & Building	1	\$214,424			
Michigan Custom Builders Inc.	1	\$214,059			
Mark Leahy	1	\$212,327			
Momentum Construction	1	\$212,000			
Marshall Smith Builders	1	\$210,000			
JL Roberts Construction Inc.	1	\$209,440			
KDB Custom Homes	1	\$208,376			
JB Construction	1	\$205,546			
Daniel Whitten	1	\$205,545			
Mitchell Building Company	19	\$204,867			
Statewide Disaster Restoration	2	\$203,922			
Lombardo Homes of SE Michigan	110	\$201,261			
Soave Homes, Inc.	8	\$201,010			
American Living Inc.	1	\$200,000			
Bruemmer Builders	1	\$200,000			
Kurt Clark	1	\$200,000			
Steven J. Lucchesi, Inc.	1	\$200,000			
Steele & Jedele Construction	1	\$195,000			
Zalewski Construction Co., Inc.	1	\$194,476			
Williams Building Co.	2	\$192,500			
Daniel Szabo	3	\$191,667			
Bailey Custom Homes Inc.	1	\$190,000			
Nathan Finley	1	\$188,574			

BUILDER RANKING BY SQUARE FOOTAGE

	# of starts	Average SF			
Christian Tennant Custom Homes	1	8,635	LaSant Building, Inc.	1	2,696
Patrick Widing Custom Built Homes	1	6,824	Sterling Contracting & Millwork, Inc.	1	2,696
J. Loveland, Inc.	1	4,500	Big Sky Development	5	2,660
Vanston/O'Brien, Inc.	1	4,500	GMB Builders LLC	1	2,647
Hunter Pasteur Homes	4	4,298	Fielek Builders	1	2,644
Ken Moe Construction, LLC	1	4,288	Tony VanOyen Builders, Inc.	5	2,640
Dr. Do-Right Construction, LLC	1	4,263	Paulson's Construction Inc.	1	2,632
Jason R. Minock	1	4,124	Paul Elkow Building	8	2,630
Toll Brothers	8	3,957	Doyle Homes Inc.	2	2,627
Semke Homes	1	3,946	Riemco Building Company	1	2,619
Babcock Homes	1	3,892	Jeffrey Rajala	1	2,615
Main Street Homes	6	3,874	James Shipley	2	2,609
Home Crafters & Associates, Inc.	1	3,854	PB & J Construction, Inc.	4	2,557
Energy Efficient Healthy Homes	1	3,800	Platinum Construction & Associates	1	2,542
Vantage Construction Co.	5	3,743	BD Donovan Builders	2	2,527
Belanger Builders, Inc.	4	3,720	Homeowner	69	2,512
R C Winneur Construction Co.	2	3,652	UR Construction	1	2,502
Lawrence Yax	1	3,555	Livonia Builders	8	2,502
Thurber Building Co., LLC	5	3,544	High Country Builders, Inc.	1	2,479
Ludwig Building Co.	1	3,514	William Charles Custom Homes	1	2,473
PRP Building & Development, LLC	1	3,488	SERVPRO of Brighton / Howell	1	2,472
Arcadia Homes Inc.	4	3,427	Capital Construction Group LLC	16	2,469
Professional Contracting Co.	1	3,410	Jeff Cranson, Builder	1	2,466
Donald B. Loerch, Inc.	1	3,396	Jensen & Sons, Inc.	1	2,450
KLA Development, Inc.	2	3,343	Blake Anthony Homes, Inc.	1	2,447
Robin C. Cook Building, LLC	1	3,283	Kingslien Homes, Inc.	2	2,447
Lawrence D. Charles Building	1	3,282	Allen Edwin Co.	150	2,433
The Kolb Company	1	3,282	Chestnut Development LLC	8	2,423
Category One LLC	2	3,262	Grand Haven Homes LLC	1	2,412
Citadel Homes, Inc.	1	3,253	Queenan Construction Inc.	3	2,405
Dreamworks Builders Inc.	2	3,222	Live Green Construction Inc.	1	2,402
Kurt D. Couture	1	3,220	Binder Building & Carpentry	1	2,400
Healy Homes, LLC	6	3,218	Lombardo Homes of SE Michigan	63	2,394
Matthew Wesolowski	1	3,215	Norfolk Homes	26	2,388
Edward Blake, Jr.	1	3,205	Palo Homes Inc.	1	2,382
Ashley Development	1	3,195	Stephan Willacker	1	2,380
Compo Builders, Inc.	10	3,110	Joseph Schulist Builders, Inc.	2	2,374
Johannes Hauptmann	1	3,100	Rotondo Construction Corporation	2	2,333
Steve Fuller	1	3,098	Casavilla Builders	5	2,327
Paramount Building Development	1	3,071	Hadley Home Builders	8	2,324
Milwin Building Inc.	1	3,061	Pratt Builders, Inc.	1	2,317
Victory Building Company	1	3,045	Big Board Construction	1	2,315
Bourque Construction	1	3,013	Bill Opre	1	2,312
Marhofer / Campbell Building Co., LLC	3	3,006	Gary David Turner	1	2,300
SD Rollins Construction	2	2,997	Comerstone Residential Group LLC	9	2,286
Benchmark Building & Dev. LLC	3	2,993	James Ridenour	2	2,267
Marshall Smith Builders	1	2,986	CASS Builders Inc.	2	2,264
Allegiance Homes, LLC	3	2,980	Frank M. Soave Builder, Inc.	11	2,250
Signature Group of Livingston	5	2,969	JL Roberts Construction Inc.	1	2,244
Chizek Builders	1	2,967	Wayne Homes	1	2,230
Guenther Building Co.	24	2,951	Ore Creek Development Corp.	1	2,192
JE Brown Building, Inc.	1	2,950	Zion Restoration	1	2,182
Dan O'Shea Construction	1	2,936	Advance Craft Home Builders, Inc.	1	2,167
Saline Valley Farms	1	2,931	Ronald Gene Houseman Jr.	1	2,166
Terratek Custom Homes	1	2,925	Target Building Inc.	2	2,162
Brink & Associates	1	2,894	Howard Schrock	1	2,160
Genesis Custom Homes	4	2,883	Envision Builders, Inc.	1	2,154
Deni Giannandrea	3	2,870	MH Home Building Co.	1	2,152
Ridsdale Custom Homes, Inc	2	2,868	Construction Unlimited, Inc.	4	2,149
Robert Geracz	1	2,864	Peters Building Co.	21	2,141
Forest Ridge Construction	1	2,812	Acheson Builders, Inc.	1	2,130
D'Anna Construction Company	1	2,807	Kevin Covert	1	2,130
Echo Construction Inc.	1	2,800	Johnson Building Group	1	2,110
Christopher Laycock	1	2,800	John Spencer	1	2,098
Simon Building Company	2	2,800	Triangle Development	2	2,094
Rison Construction LLC	1	2,767	Son-In-Law Service	1	2,091
Iconolast Homes	3	2,755	Essex Homes, LLC	7	2,075
Stone Hollow Properties & Dev.	2	2,739	Gritzmaker Builders, Inc.	1	2,048
Antek Custom Building	1	2,705	Daniel Szabo	1	2,046
			The Windmill Group	2	2,044
			SDG Homes	6	2,036
			Fireside Home Construction	3	2,017

Ward Construction	1	2,014	Soave Homes, Inc.	8	1,617
Belote Homes, Inc.	1	2,012	Paddock Home Builders	3	1,593
Bruemmer Builders	1	2,007	KDB Custom Homes	1	1,564
Jeffrey Powell	1	2,006	Hartland Homes Inc.	1	1,560
Kurt Clark	1	2,000	Zalewski Construction Co., Inc.	1	1,560
Homereneu Construction	1	1,996	Bailey Custom Homes Inc.	1	1,540
Mitchell Building Company	15	1,994	John Banfield Jr.	1	1,540
Reutter Bros. Construction Inc.	1	1,988	Kingston Builders	1	1,500
Todd Custom Homes	2	1,975	Michigan Custom Builders Inc.	1	1,497
Russ Cesarz Design & Build	1	1,969	Breault Construction	4	1,497
Trademark Framing & Building	1	1,960	JB Construction	1	1,489
Richard Jusino	1	1,950	M.J. Whelan Construction, Inc.	1	1,470
Brighton Building Co., Inc.	2	1,942	Dennis Craft Construction	1	1,456
Sterling Homes LLC	2	1,938	Chris Payne Construction	1	1,400
Crane Construction, Inc.	9	1,930	Kim Sexton	1	1,365
American Living Inc.	2	1,903	Artisan Building Co.	7	1,359
Pulte Homes of Michigan	23	1,868	WJ Burnett Home Improvement	1	1,328
Envision Builders Inc.	1	1,825	Rod Pieron Building Co.	1	1,278
Bruce Donovan Construction	4	1,811	Statewide Disaster Restoration	1	1,275
Infinity Homes & Company	20	1,797	M & K Builders	1	1,269
Baker Builders, Inc.	2	1,778	Innovative Property Restoration	1	1,245
Nathan Finley	1	1,772	LL Custom Contracting of MI Inc.	1	1,231
Slider Builders, Inc.	1	1,755	Hoyal Construction	1	1,216
Mitch Harris Building Co.	14	1,697	ECI Services	1	1,200
Hi-Point Construction	1	1,688	EBI Incorporated	1	1,176
Momentum Construction	1	1,676	GBS Construction	1	1,156
Daniel Whitten	1	1,655	Greater Jackson Habitat for Humanity	1	1,100
Panghorn Landscaping, Inc.	1	1,634	Rod Pieron Building Co. Inc.	1	1,074
Lloyd's Homes, Inc.	1	1,630			

NEW BUILDERS

For the fourth quarter.

In this quarter Builder Track recorded the following "new" builders in the coverage area. Some of these builders may have been active in other areas or active under another name.

Company Name and Address	# of starts
XL Builders 9341 James Rd. Fredericksburg, OH 44627	3
Blake Anthony Homes, Inc. 4952 Dewitt Canton, MI 48188	1
Milwin Building Inc. 31130 Stafford Beverly Hills, MI 48025	1
New Horizon Remodeling & Building Co. 7389 Crosscreeks Dr. Temperence, MI 48182	1
Professional Contracting Co. 16790 W. Warren Detroit, MI 48228	1
Rison Construction LLC 910 S. Ortonville Rd., Ste. 200 Ortonville, MI 48462	1
Saline Construction Co. 3784 Plaza Dr. #1 Ann Arbor, MI 48108	1
Saline Valley Farms 26573 Dundee Rd. Huntington Woods, MI 48070	1
Gary David Turner 227 Miles St. #2 Ypsilanti, MI 48197	1
Victory Building Company 8130 Fox Lane Plymouth, MI 48170	1
Daniel Whitten 6360 Robbins Nest Ct. Linden, MI 48451	1