



**Traverse Bay Area
QUARTERLY REPORT**

4th Quarter Residential - 2015

Contents

Section I

At A Glance

Charts

4

Section II

Home Start Information

Jurisdiction Summary Statistics 16

Builder Starts and Value Ranges per Jurisdiction 18

Single Family Starts by Construction Value 22

Single Family Starts by Square Footage 24

Single Family Square Footage Average by County 25

Average Square Footage per Jurisdiction 26

Multi Family Starts 27

Remodels and Additions 28

Section III

Builder Information

Top Ten Builders 31

Builder Ranking Listing 32

Builder Starts Compared to Prior Year 33

Builder Ranking by Average Value 34

Builder Ranking by Square Footage 35

New Builders 36

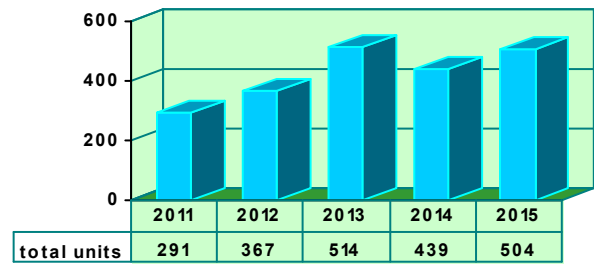
Copyright 2016 by Builder Track Reports. For the use of paid subscribers. Use with permission only.
Permits issued at the very end of the year may be in next years data. Call if you have questions.

SECTION I

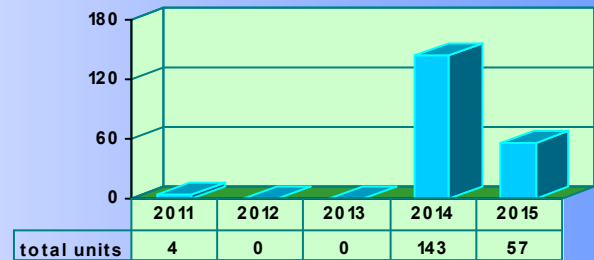
AT A GLANCE

Traverse Bay Area

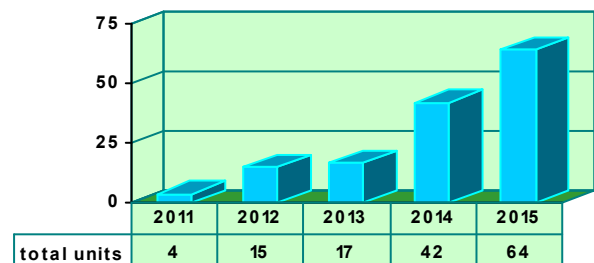
Single Family Home starts through the fourth quarter.



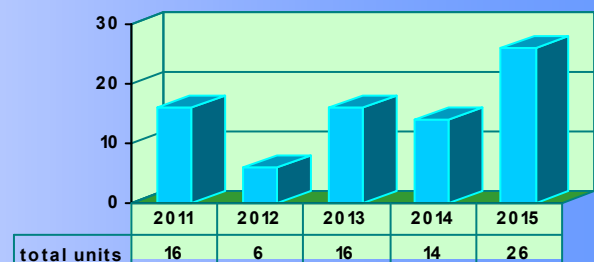
Apartment unit starts through fourth quarter.



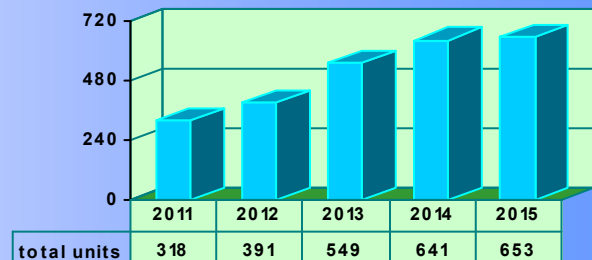
Condominium unit starts through the fourth quarter.



Duplex unit starts through the fourth quarter.

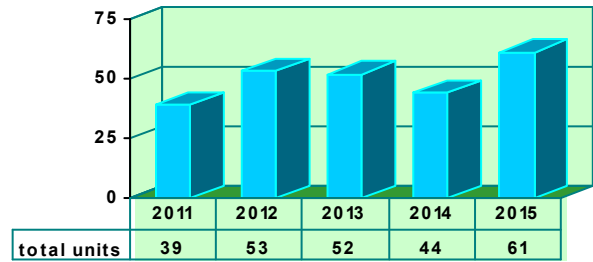


Total Living units through the fourth quarter.

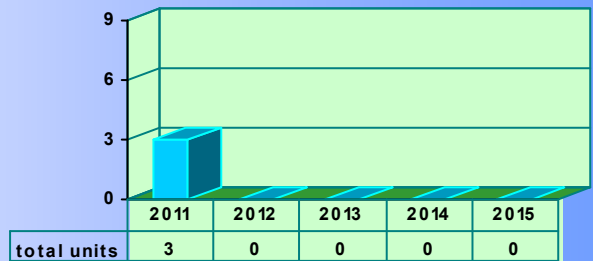


Benzie County

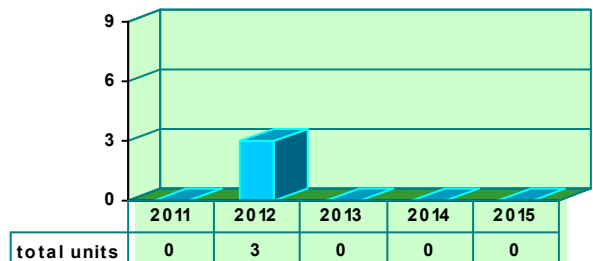
Single Family Home starts through the fourth quarter.



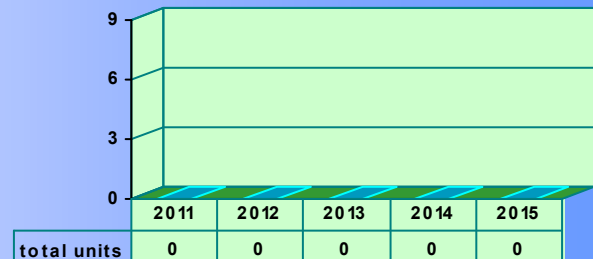
Apartment unit starts through the fourth quarter.



Condominium unit starts through the fourth quarter.



Duplex unit starts through the fourth quarter.

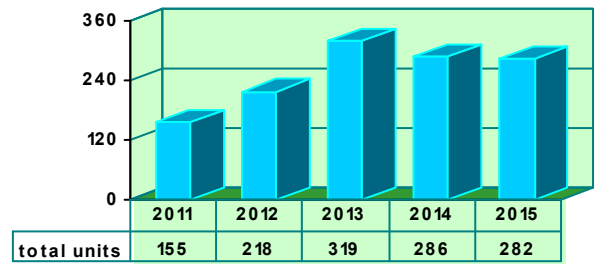


Total Living units through the fourth quarter.

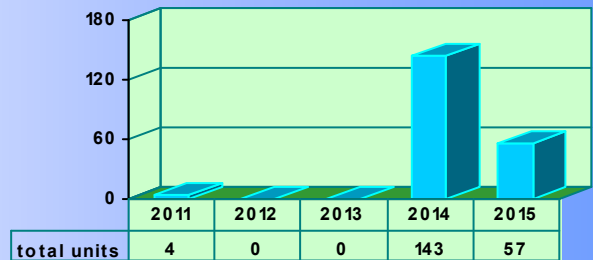


Grand Traverse County

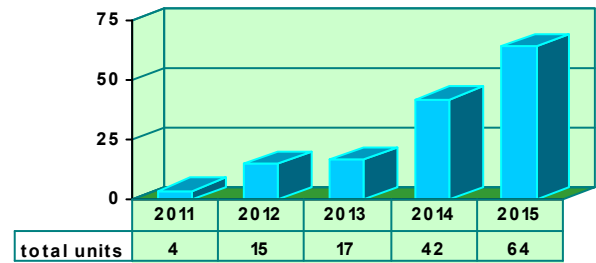
Single Family Home starts through the fourth quarter.



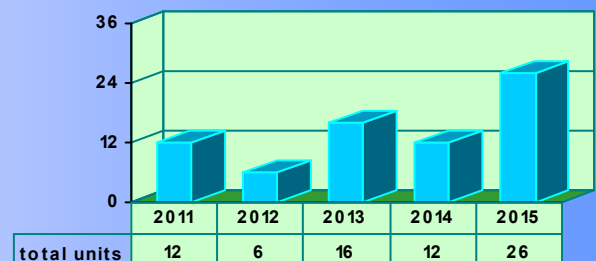
Apartment unit starts through the fourth quarter.



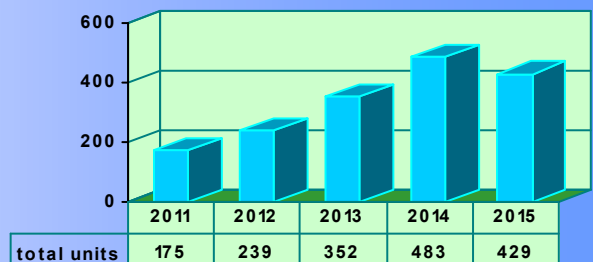
Condominium unit starts through the fourth quarter.



Duplex unit starts through the fourth quarter.

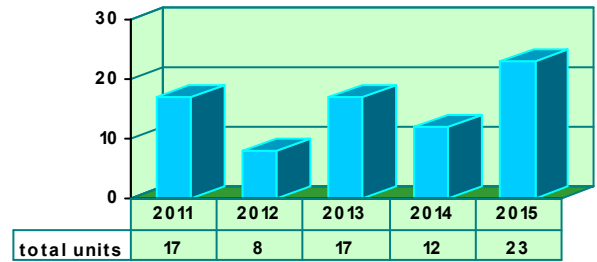


Total Living units through the fourth quarter.

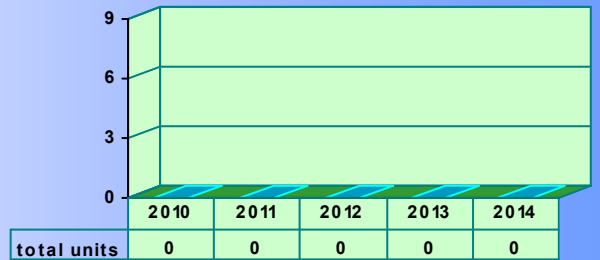


Kalkaska County

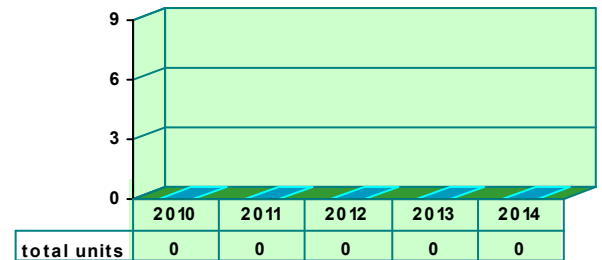
Single Family Home starts through the fourth quarter.



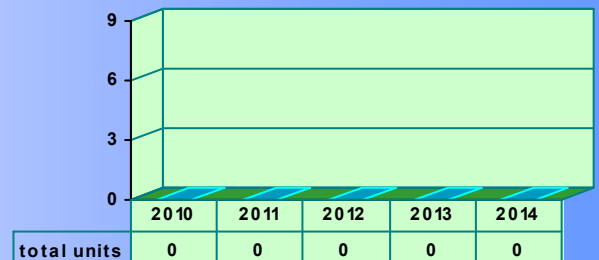
Apartment unit starts through the fourth quarter.



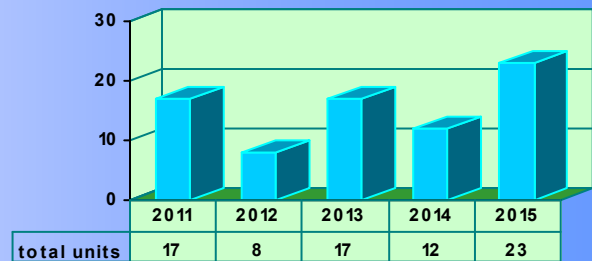
Condominium unit starts through the fourth quarter.



Duplex unit starts through the fourth quarter.

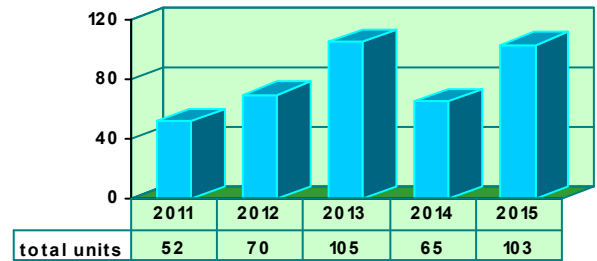


Total Living units through the fourth quarter.

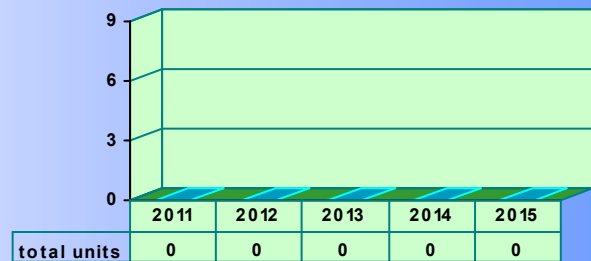


Leelanau County

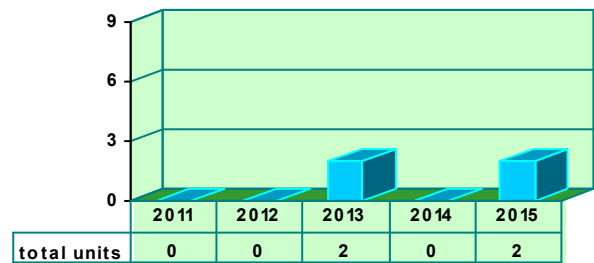
Single Family Home starts through the fourth quarter.



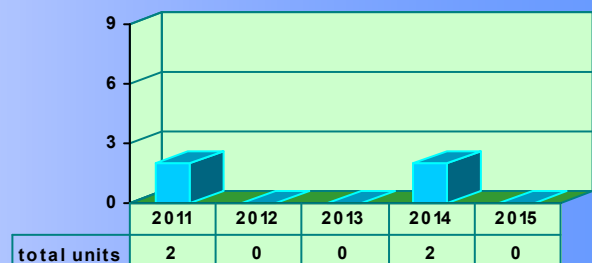
Apartment unit starts through the fourth quarter.



Condominium unit starts through the fourth quarter.



Duplex unit starts through the fourth quarter.

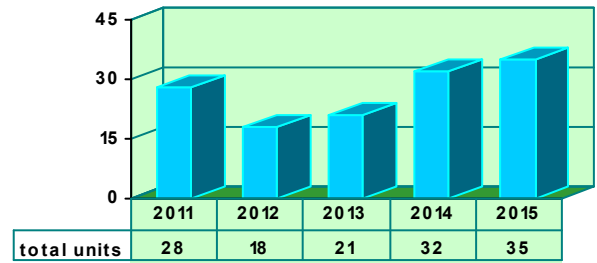


Total Living units through the fourth quarter.

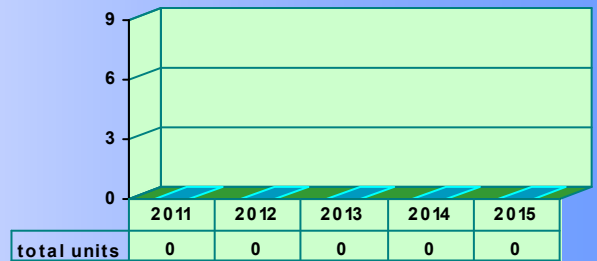


Wexford County

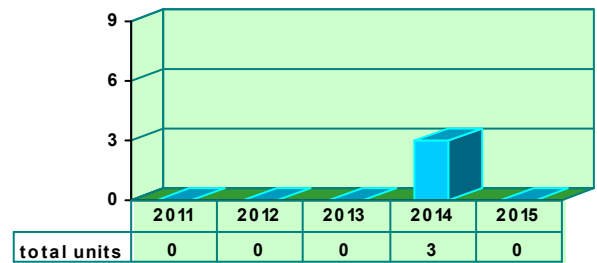
Single Family Home starts through the fourth quarter.



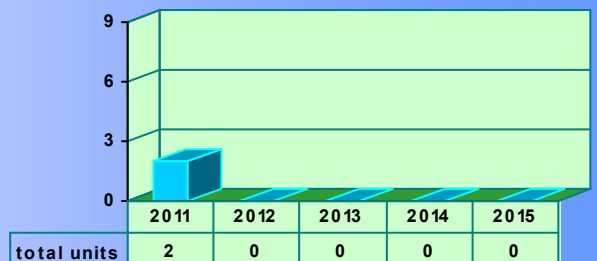
Apartment unit starts through the fourth quarter.



Condominium unit starts through the fourth quarter.



Duplex unit starts through the fourth quarter.

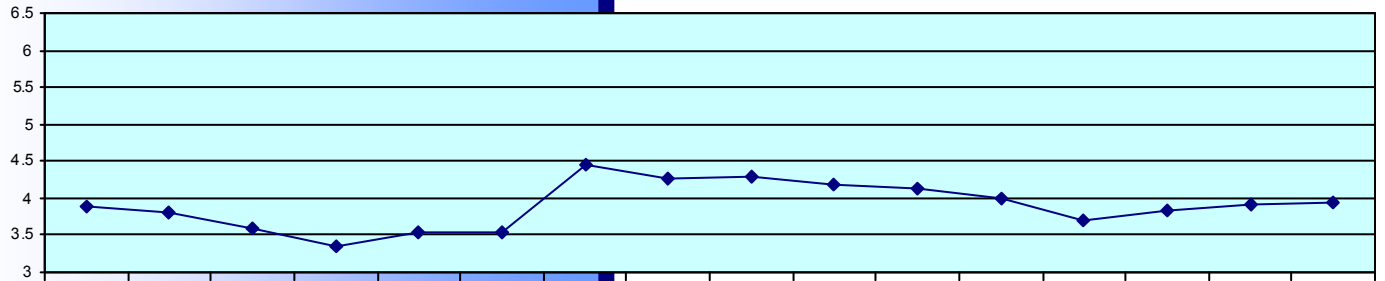


Total Living units through the fourth quarter.



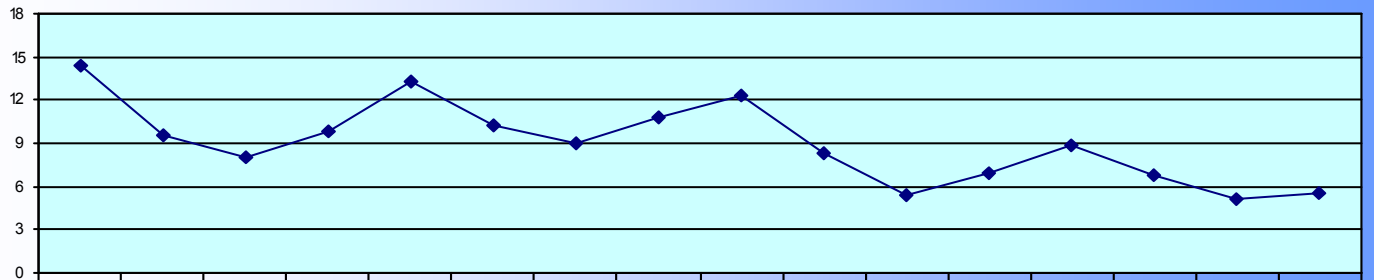
Unemployment and Mortgage Information

Fixed Mortgage Rates



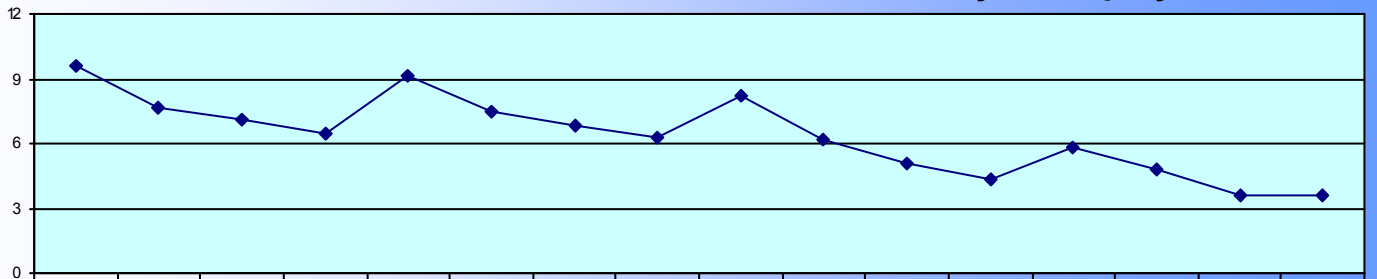
Rate	3.89	3.8	3.6	3.35	3.53	3.54	4.46	4.26	4.3	4.19	4.12	4	3.71	3.84	3.91	3.94
Date	Feb-12	May-12	Aug-12	Nov-12	Feb-13	May-13	Aug-13	Nov-13	Feb-14	May-14	Aug-14	Nov-14	Feb-15	May-15	Aug-15	Nov-15

Benzie County Unemployment Rates



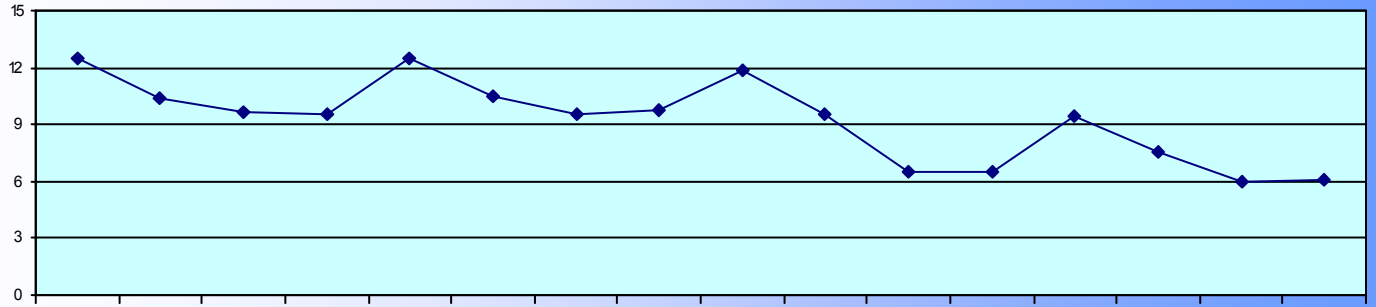
Rate	14.4	9.6	8	9.8	13.3	10.3	9	10.8	12.3	8.3	5.4	6.9	8.8	6.8	5.1	5.5
Date	Feb-12	May-12	Aug-12	Nov-12	Feb-13	May-13	Aug-13	Nov-13	Feb-14	May-14	Aug-14	Nov-14	Feb-15	May-15	Aug-15	Nov-15

Grand Traverse County Unemployment Rates



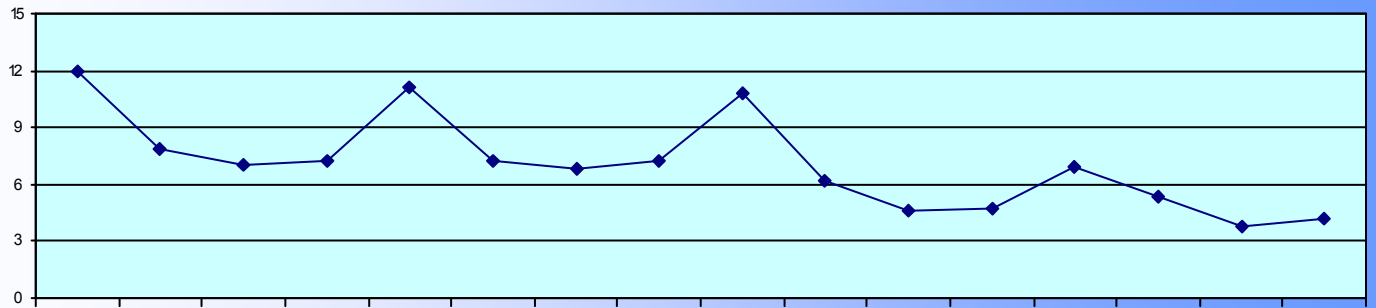
Rate	9.6	7.7	7.1	6.5	9.1	7.5	6.8	6.3	8.2	6.2	5.1	4.3	5.8	4.8	3.6	3.6
Date	Feb-12	May-12	Aug-12	Nov-12	Feb-13	May-13	Aug-13	Nov-13	Feb-14	May-14	Aug-14	Nov-14	Feb-15	May-15	Aug-15	Nov-15

Kalkaska County Unemployment Rates



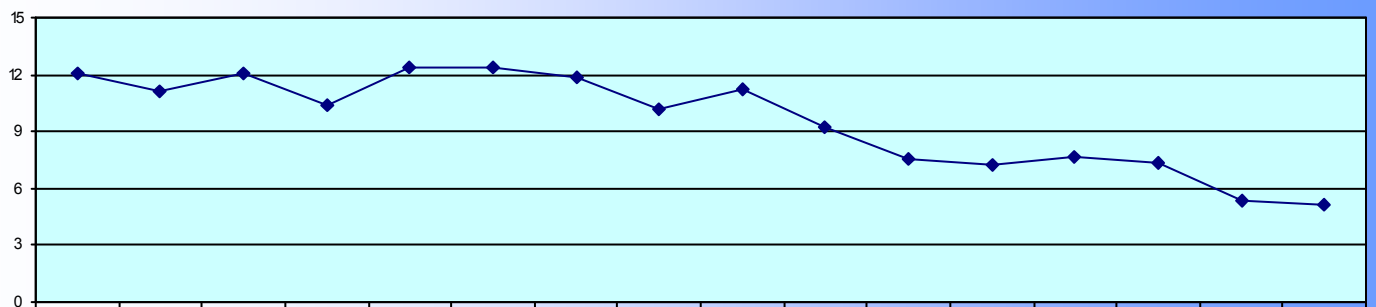
Rate	12.5	10.4	9.7	9.5	12.5	10.5	9.5	9.8	11.9	9.5	6.5	6.5	9.4	7.6	6	6.1
Date	Feb-12	May-12	Aug-12	Nov-12	Feb-13	May-13	Aug-13	Nov-13	Feb-14	May-14	Aug-14	Nov-14	Feb-15	May-15	Aug-15	Nov-15

Leelanau County Unemployment Rates



Rate	12	7.9	7	7.2	11.1	7.2	6.8	7.2	10.8	6.2	4.6	4.7	6.9	5.3	3.8	4.2
Date	Feb-12	May-12	Aug-12	Nov-12	Feb-13	May-13	Aug-13	Nov-13	Feb-14	May-14	Aug-14	Nov-14	Feb-15	May-15	Aug-15	Nov-15

Wexford County Unemployment Rates



Rate	12.1	11.1	12.1	10.4	12.4	12.4	11.9	10.2	11.2	9.2	7.6	7.2	7.7	7.3	5.4	5.1
Date	Feb-12	May-12	Aug-12	Nov-12	Feb-13	May-13	Aug-13	Nov-13	Feb-14	May-14	Aug-14	Nov-14	Feb-15	May-15	Aug-15	Nov-15

Single Family Starts by Quarter

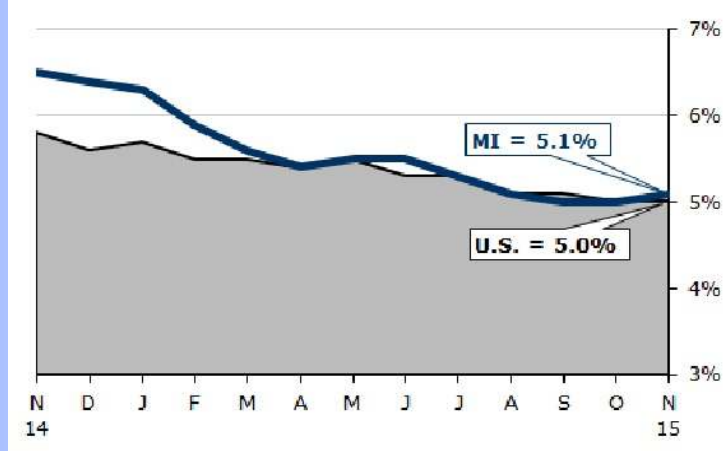
	1st Quarter	2nd Quarter	3rd Quarter	4th Quarter
2001	101	214	306	270
2002	176	412	359	275
2003	194	514	524	349
2004	170	509	449	355
2005	247	467	342	313
2006	181	377	286	223
2007	113	210	210	182
2008	61	156	127	81
2009	33	101	97	98
2010	44	105	107	78
2011	54	75	89	83
2012	31	115	112	109
2013	59	151	176	134
2014	63	138	151	88
2015	68	145	163	143

Michigan Fast Facts

(From the State of Michigan)

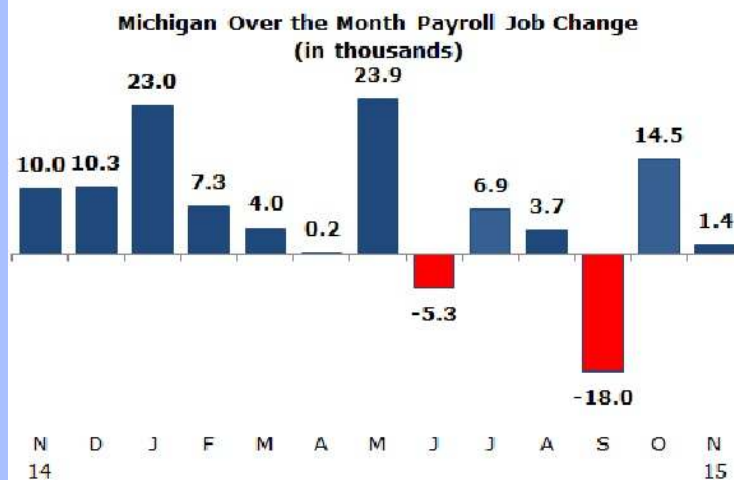
Michigan Unemployment Rate (Seasonally Adjusted)

November 2015 5.1%
 Change Over Month +0.1
 Change Over Year -1.4



Michigan Payroll Jobs (Seasonally Adjusted)

November 2015 4,279,000
 Change Over Month +1,000
 Change Over Year +72,000



Detroit Consumer Prices

October 2015 220.5
 Change Over Year -0.7%

Total Nonfarm Employment by Michigan Metropolitan Areas (Unadjusted)

(Click on Area Name to view detail)

<u>AREA</u>	2015		2014		% Change From Previous	
	<u>November</u>	<u>October</u>	<u>November</u>	<u>November</u>	<u>Mnth</u>	<u>Year</u>
Michigan - Statewide	4326.5	4332.0	4253.9	-0.1	1.7	
Ann Arbor	217.6	218.1	214.8	-0.2	1.3	
Battle Creek	60.1	59.9	59.4	0.3	1.2	
Bay City	37.7	37.9	37.6	-0.5	0.3	
Detroit - Dearborn - Livonia	745.8	741.1	736.5	0.6	1.3	
Detroit-Warren-Dearborn	1965.2	1958.0	1931.4	0.4	1.8	
Flint	143.5	142.6	143.1	0.6	0.3	
Grand Rapids - Wyoming	544.1	543.7	524.8	0.1	3.7	
Jackson	56.5	56.4	56.3	0.2	0.4	
Kalamazoo-Portage	146.6	146.1	142.9	0.3	2.6	
Lansing-East Lansing	231.3	231.3	229.0	0.0	1.0	
Midland	38.4	38.5	38.0	-0.3	1.1	
Monroe	43.4	43.6	42.1	-0.5	3.1	
Muskegon	65.0	64.6	63.5	0.6	2.4	
Niles-Benton Harbor	62.5	63.4	60.9	-1.4	2.6	
Saginaw	91.3	90.4	89.9	1.0	1.6	
Warren - Troy - Farmington Hills	1219.4	1216.9	1194.9	0.2	2.1	

SECTION II

HOME START INFORMATION

JURISDICTION SUMMARY STATISTICS

Single Family Starts Through the fourth quarter.

Benzie County

	2015	2014	2013	2012	2011
Lake Township	11	3	9	6	6
Almira Township	10	7	6	9	4
Benzonia Township	6	2	5	7	4
Blaine Township	6	1	2	2	2
Crystal Lake Township	6	9	7	6	7
Homestead Township	6	5	7	3	4
Inland Township	5	3	2	3	5
Weldon Township	3	3	8	3	3
Gilmore Township	2	3	2	5	1
Frankfort	2	3	3	3	1
Joyfield Township	2		1	3	1
Platte Township	1	2		2	
Colfax Township	1	2		1	1
Honor		3			
Thompsonville		1			
TOTAL	61	44	52	53	39

Grand Traverse County

	2015	2014	2013	2012	2011
Garfield	49	39	65	33	23
Long Lake	40	57	75	50	34
East Bay	35	42	32	22	12
Traverse City	35	19	21	17	19
Green Lake	27	30	28	23	6
Peninsula	24	32	34	21	25
Acme	21	12	15	6	2
Blair	18	22	19	29	15
Paradise	13	7	10	5	3
Whitewater	9	13	11	6	6
Mayfield	8	6	6	6	7
Grant	1				
Fife Lake	1	2	2		
Union	1	5	1		3
TOTAL	282	286	319	218	155

Kalkaska County

	2015	2014	2013	2012	2011
Clearwater	5	2	2		4
Coldsprings	5		3		1
Excelsior	3		2	1	1
Garfield	3				1
Kalkaska Township	2	2		2	6
Orange	2	3	1	2	
Bear Lake	2	2		2	1
Blue Lake	1		3		1
Kalkaska City		1			
Oliver			1		
Boardman		1	1		
Springfield			2		1
Rapid River		1	2	1	1
TOTAL	23	12	17	8	17

Leelanau County

	2015	2014	2013	2012	2011
Leelanau	18	7	13	10	6
Elmwood	15	15	16	9	6
Bingham	13	6	8	9	6
Suttons Bay Township	9	4	7	8	2
Empire	9	3	7	4	3
Glen Arbor	9	5	15	8	10
Leland	9	7	15	6	8
Kasson	7	4	7	5	3
Centerville	5	2	7	4	
Cleveland	5	5	3		2
Empire Village	3	4	1	3	1
Northport Village	1	2			
Suttons Bay Village		1	1		
Solon			5	3	5
TOTAL	103	65	105	69	52

Wexford County

	2015	2014	2013	2012	2011
Haring	6	6	3	5	4
Hanover	5	3	2	1	2
Clam Lake	5	1	1	1	1
Selma	4	3	1	4	4
Boon	3	1	1		
Cherry Grove	3	4	4	1	2
Springville	2	1	1		2
Colfax	2	2		3	1
Greenwood	2	2			1
Cadillac	1	5	2		6
Liberty	1	1	2		
Antioch	1		1	2	1
Henderson			1		
Slagle			1		1
South Branch				1	
Wexford		3	1		3
TOTAL	35	32	21	18	28

BUILDER STARTS AND VALUE RANGES PER JURISDICTION

Construction Values are as reported on building permits and do not necessarily reflect the actual project costs.
Single Family starts per jurisdiction are ranked by builder

Benzie County

Almira Township		low	high	average
Homeowner	4	125,431	261,878	219,465
Durango Homes	2	96,853	96,853	96,853
Bay Area Contracting, Inc.	1	296,796	296,796	296,796
Pathway Homes	1	172,299	172,299	172,299
David Schneider	1	523,080	523,080	523,080
Yukon Development	1	223,428	223,428	223,428
TOTAL	10			

Benzonia Township		low	high	average
Homeowner	3	147,000	210,000	178,962
Burkholder Construction	1	185,334	185,334	185,334
CMB Construction LLC	1	218,232	218,232	218,232
John Darien Homes North LLC	1	166,272	166,272	166,272
TOTAL	6			

Blaine Township		low	high	average
Homeowner	2	133,000	191,573	162,287
Durango Homes	1	159,933	159,933	159,933
Harris Custom Carpentry	1	96,022	96,022	96,022
Homes American Made Co.	1	207,840	207,840	207,840
Charles Howard	1	158,790	158,790	158,790
TOTAL	6			

Colfax Township		low	high	average
Wetherell Construction	1	139,000	139,000	139,000
TOTAL	1			

Crystal Lake Township		low	high	average
DAK Builders	1	252,006	252,006	252,006
Eastwood Custom Homes	1	210,886	210,886	210,886
Homeowner	1	187,056	187,056	187,056
Platte River Construction	1	181,860	181,860	181,860
Polak Builders	1	140,292	140,292	140,292
R. Taylor Builders, LLC	1	133,433	133,433	133,433
TOTAL	6			

Frankfort		low	high	average
J. Peterson Homes	1	425,000	425,000	425,000
Mike Zimmerman Construction	1	294,925	294,925	294,925
TOTAL	2			

Gilmore Township		low	high	average
Homeowner	2	149,645	239,016	194,331
TOTAL	2			

Homestead Township		low	high	average
Homeowner	4	183,731	279,337	231,341
Lyle A. Crist	1	60,000	60,000	60,000
Habitat for Humanity of Frankfort	1	122,210	122,210	122,210
TOTAL	6			

Inland Township		low	high	average
Homeowner	2	135,096	274,764	204,930
Pine Grove Homes	2	157,127	199,526	178,327
Scott Schichtel	1	142,578	142,578	142,578
TOTAL	5			

Joyfield Township		low	high	average
CMB Construction LLC	1	249,452	249,452	249,452
Little Valley Homes	1	173,379	173,379	173,379
TOTAL	2			

Lake Township		low	high	average
Homeowner	2	79,811	93,528	86,670
Mason Construction Inc.	2	196,513	299,667	248,090
Anderson Contracting	1	93,528	93,528	93,528
Dean Chamberlain	1	417,758	417,758	417,758
Cooley Contracting LLC	1	208,671	208,671	208,671
Ferraro Builders, Inc.	1	326,309	326,309	326,309
Heartwood Custom Builders	1	492,581	492,581	492,581
Midlake Builders	1	322,152	322,152	322,152
Northern Woods Custom Builders	1	227,585	227,585	227,585
TOTAL	11			

Platte Township		low	high	average
Homeowner	1	173,379	173,379	173,379
TOTAL	1			

Weldon Township		low	high	average
DAK Builders	1	439,446	439,446	439,446
Homeowner	1	574,719	574,719	574,719
Somsel Lumber Co.	1	148,606	148,606	148,606
TOTAL	3			

Grand Traverse County

Acme		low	high	average
Priced Right Builders, Inc.	5	125,710	196,952	164,487
Homeowner	3	150,978	271,474	225,279
Bay Area Contracting, Inc.	1	348,961	348,961	348,961
Bay Ridge Development, Inc.	1	236,204	236,204	236,204
Ryan Conklin P.	1	237,221	237,221	237,221
Donahue Builders, Inc.	1	151,454	151,454	151,454
KA Construction of Northern	1	281,444	281,444	281,444
Kelowna Contracting &	1	175,612	175,612	175,612
Pathway Homes	1	169,650	169,650	169,650
River North Home & Cottage	1	340,610	340,610	340,610
Wendall Schrock	1	191,602	191,602	191,602
Southpaw Construction LLC	1	164,411	164,411	164,411
Sunrite Construction	1	53,262	53,262	53,262
TK Builders of Grand Traverse, Inc.	1	234,387	234,387	234,387
Ken VanHouten	1	190,171	190,171	190,171
TOTAL	21			

Blair		low	high	average
Eastwood Custom Homes	4	120,345	146,237	136,792
Sterling Homes & Land Inc.	4	94,973	157,968	126,803
Bay Area Contracting, Inc.	2	156,914	222,885	189,900
Homeowner	2	142,456	147,594	145,025
Pathway Homes	2	110,648	110,648	110,648
Ark Contractors Inc.	1	168,316	168,316	168,316
Mapleridge Construction LLC	1	245,565	245,565	245,565
S & S Contractors	1	190,498	190,498	190,498
Richard Spencer	1	195,833	195,833	195,833
TOTAL	18			

East Bay		low	high	average
Homeowner	8	85,299	348,441	195,653
New Home Construction	6	152,271	195,179	180,243
Sean McCardel Construction	3	140,882	252,785	192,200
Pathway Homes	3	187,309	198,616	192,293
Scott Norris Construction	2	115,442	116,975	116,209
Agostinelli Builders, Inc.	1	188,113	188,113	188,113

Eastwood Custom Homes	1	214,457	214,457	214,457
Endeavor Building Systems, LLC	1	182,439	182,439	182,439
James Ewing	1	232,926	232,926	232,926
Jarvis Custom Home Builders LLC	1	281,213	281,213	281,213
Patco Services	1	95,520	95,520	95,520
Pro Builders Inc.	1	109,574	109,574	109,574
Red Barron Builders	1	198,172	198,172	198,172
Reimer Building & Remodeling	1	107,134	107,134	107,134
Render Construction	1	358,349	358,349	358,349
River North Home & Cottage	1	286,658	286,658	286,658
Wendall Schrock	1	227,732	227,732	227,732
Brian T. Terhune	1	177,750	177,750	177,750
TOTAL	35			

Fife Lake		low	high	average
Homeowner	1	209,688	209,688	209,688
TOTAL	1			

Garfield		low	high	average
Prime Builders	10	163,000	243,000	194,600
Homeowner	8	160,000	330,000	197,857
Pathway Homes	5	270,000	400,000	330,400
Premier Contracing	5	125,000	175,000	145,000
Eetko Builders LLC	3	105,000	164,000	144,333
Eastwood Custom Homes	2	151,635	429,807	290,721
Priced Right Builders, Inc.	2	287,000	293,000	290,000
Shugart Builders Inc.	2	336,000	650,000	493,000
Black Bear & Cubs Construction	1	244,049	244,049	244,049
Calybr Homes	1	185,000	185,000	185,000
Hartman Construction Co.	1	200,000	200,000	200,000
Ryan LaFaive	1	237,000	237,000	237,000
MAC Custom Homes	1	520,000	520,000	520,000
Manitou Contracting LLC	1	200,000	200,000	200,000
Pine Grove Homes	1	135,750	135,750	135,750
Salisbury & May Construction	1	230,000	230,000	230,000
Socks Construction	1	301,000	301,000	301,000
TC Homes & Designs	1	147,000	147,000	147,000
TJC Construction	1	140,000	140,000	140,000
Dan Woodcock	1	149,804	149,804	149,804
TOTAL	49			

Grant		low	high	average
Priced Right Builders, Inc.	1	189,296	189,296	189,296
TOTAL	1			

Green Lake		low	high	average
Homeowner	12	100,363	301,096	184,213
Red Barron Builders	3	145,927	179,464	168,285
Dean Builders, Inc.	2	173,913	177,406	175,660
Eastwood Custom Homes	2	131,484	204,621	168,053
Archer Contracting Company	1	155,288	155,288	155,288
Azack Builders	1	128,051	128,051	128,051
Don Demoulied	1	116,284	116,284	116,284
Pathway Homes	1	153,901	153,901	153,901
River North Home & Cottage	1	223,053	223,053	223,053
Scott Schichtel	1	150,636	150,636	150,636
Silverwood Enterprises, Ltd.	1	362,529	362,529	362,529
Woodland Designs	1	184,985	184,985	184,985
TOTAL	27			

Long Lake		low	high	average
Pathway Homes	9	154,609	333,524	226,384
Eastwood Custom Homes	6	143,449	202,488	169,186
Homeowner	4	151,910	368,058	237,061
TJ Schaub Construction, Inc.	4	148,879	165,098	161,043
Northwest Carpentry	2	207,399	208,901	208,150
Schultz Construction & Remodeling	2	177,960	178,668	178,314
Bay Area Contracting, Inc.	1	213,231	213,231	213,231
Black Bear & Cubs Construction	1	151,508	151,508	151,508
Golden Rule Construction	1	125,178	125,178	125,178
Kevin Hall Builder	1	257,349	257,349	257,349
Jarvis Custom Home Builders LLC	1	168,306	168,306	168,306
Kroll Contracting	1	233,149	233,149	233,149
Manitou Contracting LLC	1	200,508	200,508	200,508
Paul W. Maurer General	1	432,836	432,836	432,836

Sean McCardel Construction	1	188,934	188,934	188,934
Northland Signature Homes	1	244,179	244,179	244,179
Salisbury & May Construction	1	176,251	176,251	176,251
Whiteford Associates Inc.	1	273,058	273,058	273,058
Zoland Construction	1	176,759	176,759	176,759
TOTAL	40			

Mayfield		low	high	average
Eastwood Custom Homes	4	137,052	158,042	147,970
Homeowner	1	187,391	187,391	187,391
Little Valley Homes	1	89,000	89,000	89,000
Pine Grove Homes	1	120,000	120,000	120,000
Priced Right Builders, Inc.	1	277,104	277,104	277,104
TOTAL	8			

Paradise		low	high	average
Homeowner	7	100,045	336,734	184,577
Bay Area Contracting, Inc.	1	305,568	305,568	305,568
Eastwood Custom Homes	1	105,955	105,955	105,955
Kangas Construction	1	215,112	215,112	215,112
Pine Grove Homes	1	175,000	175,000	175,000
Terry Porter	1	176,042	176,042	176,042
Priced Right Builders, Inc.	1	172,578	172,578	172,578
TOTAL	13			

Peninsula		low	high	average
Bay Area Contracting, Inc.	2	211,410	219,073	215,242
Homeowner	2	114,180	268,274	191,227
Azack Builders	1	165,643	165,643	165,643
Biedron Builders	1	209,710	209,710	209,710
Calybr Homes	1	637,853	637,853	637,853
Donahue Builders, Inc.	1	233,045	233,045	233,045
Endura Performance Homes	1	290,853	290,853	290,853
Hammerime Construction	1	164,868	164,868	164,868
Insignia Homes	1	696,270	696,270	696,270
Jarvis Custom Home Builders LLC	1	268,107	268,107	268,107
KM Kellett Inc.	1	301,852	301,852	301,852
Midlake Builders	1	257,289	257,289	257,289
Mission Bay Contracting & North Country Homes	1	233,233	233,233	233,233
North Country Homes	1	140,891	140,891	140,891
Pathway Homes	1	269,464	269,464	269,464
Red Barron Builders	1	139,121	139,121	139,121
Rembrandt Construction	1	384,071	384,071	384,071
Salisbury & May Construction	1	309,408	309,408	309,408
Steinorth Fine Homes	1	243,432	243,432	243,432
Stevens Construction	1	196,057	196,057	196,057
Turning Leaf, Inc.	1	330,203	330,203	330,203
Wilson Construction	1	232,328	232,328	232,328
TOTAL	24			

Traverse City		low	high	average
Greg Haugen	5	154,314	166,078	163,188
REI Construction Consultants	5	51,675	212,424	126,129
Socks Construction	5	151,140	270,928	218,502
Cornerstone Affordable Homes	4	88,273	200,431	129,715
Habitat for Humanity Grand	3	128,968	139,445	134,183
Homeowner	3	60,663	279,556	162,863
Lindcraft Homes LLC	3	155,338	164,998	161,509
GA Cook Company	1	213,659	213,659	213,659
Francetic Home Builders	1	274,693	274,693	274,693
Michael B. Grant	1	127,929	127,929	127,929
Hebblewhite Builders Inc.	1	65,890	65,890	65,890
Pine Grove Homes	1	130,977	130,977	130,977
Red Barron Builders	1	142,617	142,617	142,617
Matthew K. Vajda	1	260,484	260,484	260,484
TOTAL	35			

Union		low	high	average
Homeowner	1	154,183	154,183	154,183
TOTAL	1			

Whitewater		low	high	average
Bay Area Contracting, Inc.	3	154,377	279,628	228,803
Homeowner	2	197,406	342,637	270,022
Agostinelli Builders, Inc.	1	189,111	189,111	189,111

Azack Builders	1	229,978	229,978	229,978
Pine Grove Homes	1	87,620	87,620	87,620
Widing Custom Homes, Inc.	1	227,484	227,484	227,484
TOTAL	9			

Kalkaska County

Bear Lake		low	high	average
J N J Construction Inc.	1	440,000	440,000	440,000
Brad VanBuren	1	68,000	68,000	68,000
TOTAL	2			

Blue Lake		low	high	average
Homeowner	1	135,000	135,000	135,000
TOTAL	1			

Clearwater		low	high	average
Homeowner	2	50,000	80,000	65,000
Bespoke Homes LLC	1	855,000	855,000	855,000
DLH Builders	1	600,000	600,000	600,000
Porter Builders	1	600,000	600,000	600,000
TOTAL	5			

Coldsprings		low	high	average
Homeowner	2	50,000	375,000	212,500
Arrow Homes	1	177,045	177,045	177,045
Pine Grove Homes	1	110,000	110,000	110,000
Clifford Willson	1	52,000	52,000	52,000
TOTAL	5			

Excelsior		low	high	average
Homeowner	3	40,000	200,000	110,000
TOTAL	3			

Garfield		low	high	average
Homeowner	1	185,000	185,000	185,000
Kelly Patrick Moore	1	140,000	140,000	140,000
North Country Homes	1	120,000	120,000	120,000
TOTAL	3			

Kalkaska Township		low	high	average
Robert P. Dunn Construction LLC	2	80,000	165,000	122,500
TOTAL	2			

Orange		low	high	average
Homeowner	1	80,000	80,000	80,000
James Leach	1	120,000	120,000	120,000
TOTAL	2			

Leelanau County

Bingham		low	high	average
Pine Grove Homes	2	92,890	117,000	104,945
Shugart Builders Inc.	2	228,960	314,800	271,880
Black Bear & Cubs Construction	1	218,840	218,840	218,840
DargaWorks Inc.	1	153,160	153,160	153,160
Design Craft Homes	1	243,600	243,600	243,600
Eetko Builders LLC	1	272,420	272,420	272,420
Homeowner	1	263,300	263,300	263,300
John Morris	1	179,020	179,020	179,020
James A. Schaub, Sr	1	291,800	291,800	291,800
Wolgast Corporation	1	443,310	443,310	443,310
Matthew Wollam	1	151,200	151,200	151,200
TOTAL	13			

Centerville		low	high	average
Baldwin Homes, Inc.	1	250,470	250,470	250,470
Biggs Construction Service	1	462,190	462,190	462,190
Coburn Construction	1	334,827	334,827	334,827
HammerTime Construction	1	212,000	212,000	212,000
Homeowner	1	162,520	162,520	162,520
TOTAL	5			

Cleveland		low	high	average
James Anderson Builders, Inc.	1	160,230	160,230	160,230
Falcon Custom Homes Inc.	1	365,940	365,940	365,940
John Perry Nink	1	114,000	114,000	114,000
Pine Grove Homes	1	76,640	76,640	76,640
Larry D. Shugart, Builder	1	381,840	381,840	381,840
TOTAL	5			

Elmwood		low	high	average
Millward Custom Homes	4	255,940	273,880	264,183
Homeowner	3	161,280	230,480	194,767
Sterling Homes & Land Inc.	2	152,620	169,320	160,970
Calybr Homes	1	216,140	216,140	216,140
Endura Performance Homes	1	239,500	239,500	239,500
Meiste Homes	1	154,430	154,430	154,430
Priced Right Builders, Inc.	1	243,760	243,760	243,760
Red Barron Builders	1	179,800	179,800	179,800
Silverwood Enterprises, Ltd.	1	232,790	232,790	232,790
TOTAL	15			

Empire		low	high	average
Homeowner	2	89,000	359,600	224,300
Eastwood Custom Homes	1	132,600	132,600	132,600
Eetko Builders LLC	1	222,890	222,890	222,890
Glennwood Custom Builders, LLC	1	462,780	462,780	462,780
Heart Homes	1	310,450	310,450	310,450
James Schichtel	1	275,570	275,570	275,570
Shugart Builders Inc.	1	146,310	146,310	146,310
Stonyfield Construction LLC	1	191,112	191,112	191,112
TOTAL	9			

Empire Village		low	high	average
Steve Habegger	1	160,020	160,020	160,020
Paul W. Maurer General	1	152,520	152,520	152,520
Salisbury & May Construction	1	467,580	467,580	467,580
TOTAL	3			

Glen Arbor		low	high	average
Homeowner	2	117,660	291,980	204,820
Blue Bay Builders LLC	1	240,450	240,450	240,450
Eric D. Darooge	1	534,910	534,910	534,910
Golden Rule Construction	1	329,470	329,470	329,470
Heart Homes	1	760,730	760,730	760,730
House of Construction, Inc.	1	323,530	323,530	323,530
North Haven Construction	1	229,120	229,120	229,120
Render Construction	1	466,050	466,050	466,050
TOTAL	9			

Kasson		low	high	average
Eastwood Custom Homes	2	177,540	193,720	185,630
Homeowner	2	186,740	196,690	191,715
Agostinelli Builders, Inc.	1	284,030	284,030	284,030
BDR Custom Homes	1	86,525	86,525	86,525
Steve Habegger	1	166,850	166,850	166,850
TOTAL	7			

Leelanau		low	high	average
Homeowner	6	129,600	264,200	199,722
T. Bosgraaf Homes	2	204,500	255,590	230,045
Insignia Homes	2	211,310	214,310	212,810
Boulder Construction LLC	1	108,000	108,000	108,000
Easling Construction Co.	1	462,940	462,940	462,940
Phil Johnson Construction Co., Inc.	1	184,580	184,580	184,580
The Leelanau Log Home Company	1	143,610	143,610	143,610
Maple Hill Builders	1	377,040	377,040	377,040
Sean McCardel Construction	1	319,500	319,500	319,500
Northwest Carpentry	1	174,080	174,080	174,080
Richard Parker	1	203,595	203,595	203,595
TOTAL	18			

Leland		low	high	average
Maple Hill Builders	3	115,000	242,810	189,160
Casey Edick Construction	1	211,700	211,700	211,700
HammerTime Construction	1	178,060	178,060	178,060
JD Construction	1	330,430	330,430	330,430

Leelanau Builders LLC	1	214,900	214,900	214,900
Pro Builders Inc.	1	362,240	362,240	362,240
Whiteford Associates Inc.	1	495,380	495,380	495,380

TOTAL

9

Northport Village

		low	high	average
Bill Walters	1	59,840	59,840	59,840

TOTAL

1

Suttons Bay Township

		low	high	average
Homeowner	2	242,440	293,150	267,795
Beman Builders LLC	1	244,390	244,390	244,390
Little Valley Homes	1	57,750	57,750	57,750
Maple Hill Builders	1	347,730	347,730	347,730
Midlake Builders	1	385,480	385,480	385,480
FL Padella Co., Inc.	1	187,940	187,940	187,940
Peplinski Builders, Inc.	1	232,240	232,240	232,240
Soper Construction LLC	1	335,480	335,480	335,480

TOTAL

9

Wexford County

Antioch

		low	high	average
DeShano Companies Inc.	1	230,000	230,000	230,000

TOTAL

1

Boon

		low	high	average
K & A Construction	1	90,000	90,000	90,000
Terry Koetje	1	375,000	375,000	375,000
Wetherell Construction	1	143,000	143,000	143,000

TOTAL

3

Cadillac

		low	high	average
Jack E. Powell	1	250,000	250,000	250,000

TOTAL

1

Cherry Grove

		low	high	average
DeShano Construction	1	300,000	300,000	300,000
Homeowner	1			
Randy A. Sebring	1	172,000	172,000	172,000

TOTAL

3

Clam Lake

		low	high	average
Homeowner	3	86,000	150,000	112,000
Craig McLeod Construction LLC	1	290,000	290,000	290,000
Schierbeek Brothers	1	315,000	315,000	315,000

TOTAL

5

Colfax

		low	high	average
Matt Hamacher	1	225,000	225,000	225,000
Whaley Construction	1	111,500	111,500	111,500

TOTAL

2

Greenwood

		low	high	average
Saxton-McCumby Builders	1	310,000	310,000	310,000
Charles Wiltzer	1	364,355	364,355	364,355

TOTAL

2

Hanover

		low	high	average
Homeowner	4	50,000	124,000	78,000
Little Valley Homes	1	145,000	145,000	145,000

TOTAL

5

Haring

		low	high	average
Homeowner	2			
Bob Cole	1	282,888	282,888	282,888
Steve LaChance	1	200,000	200,000	200,000
Priced Right Builders, Inc.	1	50,000	50,000	50,000
Randy A. Sebring	1	220,000	220,000	220,000

TOTAL

6

Liberty

		low	high	average
Good Harbor Builders, Inc.	1	135,000	135,000	135,000

TOTAL

1

Selma

		low	high	average
Homeowner	2			
Bob Cole	1	196,000	196,000	196,000
Priced Right Builders, Inc.	1	315,000	315,000	315,000

TOTAL

4

Springville

		low	high	average
Homeowner	2	60,000	280,709	170,355

TOTAL

2

SINGLE FAMILY HOME STARTS BY CONSTRUCTION VALUE

Through the fourth quarter.

Benzie County

<i>Values (in thousands)</i>	Under 100	100 to 149	150 to 199	200 to 299	300 to 499	500 +
Almira Township	2	1	1	5		1
Benzonia Township		1	3	2		
Blaine Township	1	1	3	1		
Colfax Township		1				
Crystal Lake Township		2	2	2		
Frankfort				1	1	
Gilmore Township		1		1		
Homestead Township	1	1	1	3		
Inland Township		2	2	1		
Joyfield Township			1	1		
Lake Township	3		1	3	4	
Platte Township			1			
Weldon Township		1			1	1
County Totals	7	11	15	20	6	2
% of Total:	11.5%	18.0%	24.6%	32.8%	9.8%	3.3%

Grand Traverse County

<i>Values (in thousands)</i>	Under 100	100 to 149	150 to 199	200 to 299	300 to 499	500 +
Acme	1	2	10	6	2	
Blair	1	10	5	2		
East Bay	2	5	18	8	2	
Fife Lake				1		
Garfield		8	17	15	7	2
Grant			1			
Green Lake		8	12	5	2	
Long Lake		4	19	14	3	
Mayfield	1	4	2	1		
Paradise		4	4	3	2	
Peninsula		3	3	12	4	2
Traverse City	4	12	9	10		
Union			1			
Whitewater	1		3	4	1	
County Totals	10	60	104	81	23	4
% of Total:	3.5%	21.3%	36.9%	28.7%	8.2%	1.4%

Kalkaska County

<i>Values (in thousands)</i>	Under 100	100 to 149	150 to 199	200 to 299	300 to 499	500 +
Bear Lake	1				1	
Blue Lake		1				
Clearwater	2					3
Coldsprings	2	1	1		1	
Excelsior	2			1		
Garfield		2	1			
Kalkaska Township	1		1			
Orange	1	1				
County Totals	9	5	3	1	2	3
% of Total:	39.1%	21.7%	13.0%	4.3%	8.7%	13.0%

Leelanau County

	<i>Values (in thousands)</i>					
	Under 100	100 to 149	150 to 199	200 to 299	300 to 499	500 +
Bingham	1	1	3	6	2	
Centerville			1	2	2	
Cleveland	1	1	1		2	
Elmwood			6	9		
Empire	1	2	1	2	3	
Empire Village			2		1	
Glen Arbor		1		3	3	2
Kasson	1		5	1		
Leelanau		4	2	9	3	
Leland		1	1	4	3	
Northport Village	1					
Suttons Bay Township	1		1	4	3	
County Totals	6	10	23	40	22	2
% of Total:	5.8%	9.7%	22.3%	38.8%	21.4%	1.9%

Wexford County

	<i>Values (in thousands)</i>					
	Under 100	100 to 149	150 to 199	200 to 299	300 to 499	500 +
Antioch				1		
Boon	1	1			1	
Cadillac				1		
Cherry Grove			1		1	
Clam Lake	1	1	1	1	1	
Colfax		1		1		
Greenwood					2	
Hanover	2	2				
Haring	1			3		
Liberty		1				
Selma			1		1	
Springville	1			1		
County Totals	6	6	3	8	6	
% of Total:	20.7%	20.7%	10.3%	27.6%	20.7%	

SINGLE FAMILY HOME STARTS BY SQUARE FOOTAGE

Through the fourth quarter.

Wexford information is incomplete.

Benzie County

<i>Square Footage</i>	Under 1200	1200 to 1799	1800 to 2399	2400 to 3000	3000 to 3999	4000 to 4999	5000 +
Almira Township	2	1	2		1		
Benzonia Township		2	1	1			
Blaine Township	1	3					
Crystal Lake Township		2		1			
Frankfort			1				
Gilmore Township		1	1				
Homestead Township	2	3					
Inland Township		3					
Joyfield Township		1	1				
Lake Township	2	1	2		1	1	
Platte Township		1					
Weldon Township					1		
COUNTY TOTALS	7	18	8	2	3	1	
% of total:	17.9%	46.2%	20.5%	5.1%	7.7%	2.6%	

Grand Traverse County

<i>Square Footage</i>	Under 1200	1200 to 1799	1800 to 2399	2400 to 3000	3000 to 3999	4000 to 4999	5000 +
Acme	1	8	6	3	2		
Blair	5	11	2				
East Bay	5	16	8	3	2		
Fife Lake			1				
Garfield	1	3	1				
Grant		1					
Green Lake	4	14	7	1	1		
Long Lake	1	22	9	4	2	1	
Mayfield		6	1	1			
Paradise	4	4	3	2			
Peninsula	1	4	10	4	2		2
Traverse City	6	15	8	5			
Union		1					
Whitewater	1	1	5	1	1		
COUNTY TOTALS	29	106	61	24	10	1	2
% of total:	12.4%	45.5%	26.2%	10.3%	4.3%	0.4%	0.9%

Kalkaska County

<i>Square Footage</i>	Under 1200	1200 to 1799	1800 to 2399	2400 to 3000	3000 to 3999	4000 to 4999	5000 +
Bear Lake	1			1			
Blue Lake				1			
Clearwater	2			1	1		1
Coldsprings	1	3		1			
Excelsior		1	1		1		
Garfield			2	1			
Kalkaska Township		2					
Orange	1		1				
COUNTY TOTALS	5	6	4	5	2		1
% of total:	21.7%	26.1%	17.4%	21.7%	8.7%		4.3%

Leelanau County

<i>Square Footage</i>	Under 1200	1200 to 1799	1800 to 2399	2400 to 3000	3000 to 3999	4000 to 4999	5000 +
Bingham	2	1	4	5		1	
Centerville		2		1	2		
Cleveland	1	2			2		
Elmwood		5	3	5			
Empire	1	3	2	2		1	
Empire Village		2					1
Glen Arbor			1	3	2		2
Kasson	1	3	1	1			
Leelanau		6	4	5	1		1
Leland		3	2	1	2	1	
Northport Village		1					
Suttons Bay Township	1	1	3	2	2		
COUNTY TOTALS	6	29	20	25	11	3	4
% of total:	6.1%	29.6%	20.4%	25.5%	11.2%	3.1%	4.1%

Wexford information is incomplete

SINGLE FAMILY HOME SQUARE FOOTAGE AVERAGE BY COUNTY

	2015	2014	2013	2012	2011
Benzie	1767	1746	1701	2071	2165
Grand Traverse	1824	1941	1852	1755	1981
Kalkaska	2016	1850	1649	1400	2190
Leelanau	2338	2349	2446	2948	2903

Wexford information is incomplete.

AVERAGE SQUARE FOOTAGE PER JURISDICTION

Average Square Footage for homes built 4th quarter. Information in some jurisdictions is from a limited sample and will be less reliable than large samples.

Average finished square footage listed on building permits	Total homes in sample
--	-----------------------

Benzie County

Weldon Township	3899	1
Lake Township	2060	7
Frankfort	2054	1
Benzonia Township	1973	4
Almira Township	1918	6
Gilmore Township	1870	2
Crystal Lake Township	1686	3
Joyfield Township	1621	2
Inland Township	1347	3
Homestead Township	1307	5
Blaine Township	1304	4
Platte Township	1296	1

Grand Traverse County

Peninsula	2494	23
Whitewater	2044	9
Acme	1986	20
Long Lake	1948	39
Fife Lake	1865	1
East Bay	1729	35
Grant	1720	1
Traverse City	1685	34
Green Lake	1672	27
Paradise	1651	13
Mayfield	1643	8
Union	1517	1
Garfield	1481	5
Blair	1397	18

Kalkaska County

Clearwater	2660	5
Blue Lake	2400	1
Garfield	2290	3
Excelsior	2211	3
Bear Lake	1792	2
Coldsprings	1547	5
Kalkaska Township	1462	2
Orange	1460	2

Leelanau County

Glen Arbor	3426	9
Empire Village	2755	3
Leland	2488	9
Centerville	2447	5
Suttons Bay Township	2357	9
Leelanau	2321	17
Bingham	2316	13
Cleveland	2178	5
Empire	2110	9
Elmwood	1964	13
Kasson	1680	6
Northport Village	1496	1

MULTI FAMILY STARTS

Through the fourth quarter.

Apartments

Grand Traverse County		units
East Bay		
Eastwood Custom Homes 3840-58 Vale Dr.	10	
<i>Total Units for Jurisdiction</i>	10	
Garfield		
Rohde Construction Co. 1783 Linden Ave.	10	
1788 Woodward Ave.	10	
854 Carson St.	8	
874 Carson St.	8	
<i>Total Units for Jurisdiction</i>	36	
Traverse City		
Property Owner 710 Centre St.	7	
REI Construction Consultants 215 Washington St. A1	4	
<i>Total Units for Jurisdiction</i>	11	
<i>Total Units for County</i>	57	

Condominiums

Grand Traverse County		units
Green Lake		
RL & CJ Condos, Inc. 9810, 14 Deer Track Ct.	2	
<i>Total Units for Jurisdiction</i>	2	
Peninsula		
Hallmark Construction 6091, 93, 95 Red Fox Run	3	
Silverwood Enterprises, Ltd. 172, 80 Wildwood Meadows	2	
62, 70 Wildwood Meadows	2	
<i>Total Units for Jurisdiction</i>	7	
Traverse City		
Comstock Construction Co. 315 South Elmwood Ave.	8	
Homeowner 143 East Eighth St.	4	
817, 825 Seventh St.	12	
Red Barron Builders 954 Walnut St.	7	
Socks Construction 967 Lake Ridge Dr.	4	
973 Lake Ridge Dr.	4	
976 Lake Ridge Dr.	4	
979 Lake Ridge Dr.	4	
982 Lake Ridge Dr.	4	
990 Lake Ridge Dr.	4	
<i>Total Units for Jurisdiction</i>	55	
<i>Total Units for County</i>	64	

Leelanau County		units
Elmwood		
Millward Custom Homes 10027, 29 East Sapphire Circle	2	
<i>Total Units for Jurisdiction</i>	2	
<i>Total Units for County</i>	2	

Duplexes

Grand Traverse County		units
Green Lake		
Eastwood Custom Homes 4000 M-137, Cabin 1	2	
4000 M-137, Cabin 2	2	
4000 M-137, Cabin 3	2	
4000 M-137, Cabin 4	2	
4000 M-137, Cabin 5	2	
4000 M-137, Cabin 6	2	
<i>Total Units for Jurisdiction</i>	12	
Long Lake		
Scott Norris Construction 4752, 58 Kodiak Dr.	2	
4761, 65 Kodiak Dr.	2	
4767, 69 Kodiak Dr.	2	
4772, 78 Kodiak Dr.	2	
J. Perri 7555 Cedar Run Rd.	2	
<i>Total Units for Jurisdiction</i>	10	
Peninsula		
Silverwood Enterprises, Ltd. 156, 164 Wildwood Meadows	2	
<i>Total Units for Jurisdiction</i>	2	
Traverse City		
Polak Builders 706, 08 Eastgate Place	2	
<i>Total Units for Jurisdiction</i>	2	
<i>Total Units for County</i>	26	

REMODELS AND ADDITIONS

selected permits valued over approximately \$50,000

For the 4th quarter.

Benzie County

Benzonia Township

Lyle A. Crist	
6463 Crystal Dr.	\$62,352
John Darien Homes North LLC	
5786 Van Deman Place	\$56,532
Total Value for Jurisdiction	\$118,884

Gilmore Township

Homeowner	
1191 Memory Lane	\$154,425
Total Value for Jurisdiction	\$154,425

Lake Township

Rineer-Besey Construction	
2911 White Birch Trail	\$83,656
Total Value for Jurisdiction	\$83,656
Total Value for County	\$356,965

Grand Traverse County

Acme

Knowles Improvements	
9127 Shaw Rd.	\$71,507
Sunrite Construction	
9905 Kay Ray Rd.	\$53,262
Turning Leaf, Inc.	
3885 Bay Valley Dr.	\$106,491
Total Value for Jurisdiction	\$231,260

East Bay

Pathway Homes	
1336 South Hobbs Hwy.	\$51,765
Total Value for Jurisdiction	\$51,765

Garfield

MAC Custom Homes	
789 Wind Drift Dr.	\$100,000
Total Value for Jurisdiction	\$100,000

Green Lake

Douglas Construction	
4306 Central Park Dr.	\$130,000
Steven J. Gourlay	
8551 Strawberry Point Rd.	\$51,000
James A. Hicks	
10133 Diamond Park Rd.	\$50,000
Homeowner	
4009 Euclid Ave.	\$73,200
Old School Builders	
9401 Larchwood Lane	\$60,000
South Boardman Construction	
5488 Lakeview Dr.	\$62,051
Total Value for Jurisdiction	\$426,251

Long Lake

Lennerth Quality Construction LLC	
1701 North South Long Lake Rd.	\$300,000
Total Value for Jurisdiction	\$300,000

Peninsula

Casey Edick Construction	
11333 Bluff Rd.	\$235,500
David A. Gleason, Inc.	
6501 Franklin Woods Dr.	\$165,000
Paul W. Maurer General Contracting	
11272 Peninsula Dr.	\$308,190
Total Value for Jurisdiction	\$708,690

Traverse City

Bay Construction Co.	
873 Peninsula Dr.	\$66,358
Cooley Contracting LLC	
727 South Union St.	\$64,257
Greg Haugen	
1304 Wayne St.	\$55,218
Homeowner	
1410 Peninsula Dr.	\$50,000
315 West Twelfth St.	\$65,000
840 East Eighth St.	\$75,000
Old School Builders	
642 Webster St.	\$70,000
Packer Builders	
444 South East Bay Blvd.	\$75,534
Render Construction	
131 East Tenth St.	\$60,133
Total Value for Jurisdiction	\$581,500
Total Value for County	\$2,399,466

Leelanau County

Bingham

Shugart Builders Inc.	
4093 South West-Bay Shore Dr.	\$76,255
Total Value for Jurisdiction	\$76,255

Centerville

Leelanau Builders LLC	
2111 South Lake Shore Dr.	\$93,600
Total Value for Jurisdiction	\$93,600

Cleveland

Homeowner	
2251 West School Lake Rd.	\$95,550
Total Value for Jurisdiction	\$95,550

Elmwood

Mark Kenneth Kellogg	
8600 East Fouch Rd.	\$76,830
Leelanau Builders LLC	
12561 South West-Bay Shore Dr.	\$80,060
Seeco Contracting Corp.	
8950 South Sunnyview Rd.	\$65,530
Total Value for Jurisdiction	\$222,420

Empire

Blue Bay Builders LLC	
526 West McFarlane Rd.	\$114,550
Casey Edick Construction	
7211 West Glenmere Rd.	\$127,960
Total Value for Jurisdiction	\$242,510

Glen Arbor

Harriger Construction 7531 South Dune Hwy.	\$96,960
Paul W. Maurer General Contracting 7735 Day Forest Rd.	\$183,410
Total Value for Jurisdiction	\$280,370

Kasson

Homeowner 455 Southwest Kasson Center Rd.	\$88,640
Total Value for Jurisdiction	\$88,640

Leelanau

Bill Wright Construction 3207 North Omena Point Rd.	\$130,380
Total Value for Jurisdiction	\$130,380

Leland

Biggs Construction Service 1229 North Leland Estates Dr.	\$100,070
Camelot Construction 971 South Lake Shore Dr.	\$104,220
Leelanau Builders LLC 5512 North Leland Woods Dr.	\$79,030
Ken Mork Construction 1199 North Sunset Shores Dr.	\$68,720
201 Meinrad St.	\$68,720
Total Value for Jurisdiction	\$420,760

Suttons Bay Township

Homeowner 649 South Lake Leelanau Dr.	\$144,900
Total Value for Jurisdiction	\$144,900
Total Value for County	\$1,795,385

Wexford County**Antioch**

Homeowner 2783 West 18 Rd.	\$100,000
Total Value for Jurisdiction	\$100,000

Cherry Grove

First Call Restoration - Traverse City 3528 East M-55 Hwy.	\$190,000
Total Value for Jurisdiction	\$190,000

Colfax

First Call Restoration - Gaylord 762 Hillcrest Dr.	\$180,000
Total Value for Jurisdiction	\$180,000

Haring

Homeowner 6576 East 34 Rd.	\$50,000
Total Value for Jurisdiction	\$50,000

Selma

Clous Construction, Inc. 3131 West Lake Mitchell	\$180,000
Total Value for Jurisdiction	\$180,000
Total Value for County	\$700,000

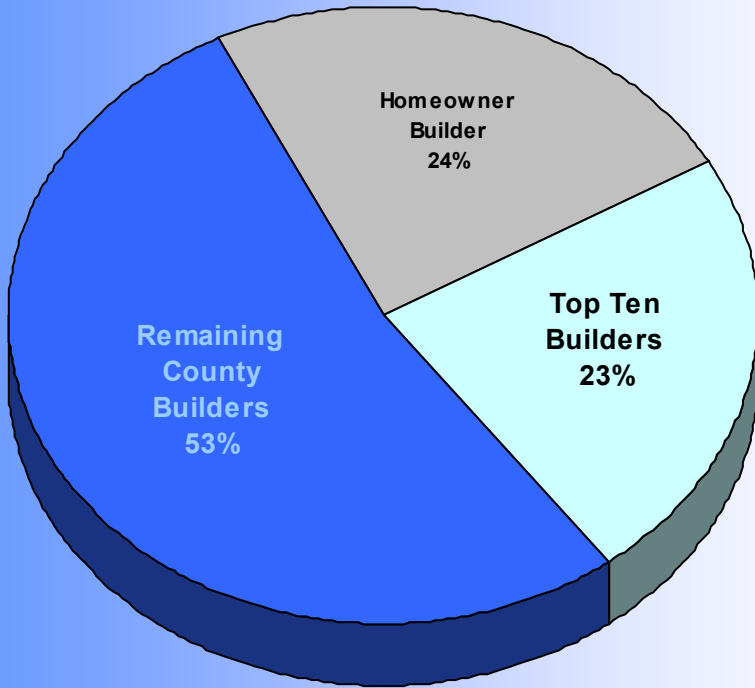
SECTION III

BUILDER INFORMATION

TOP TEN BUILDERS

Traverse Bay Area

Through the 4th Quarter



2015

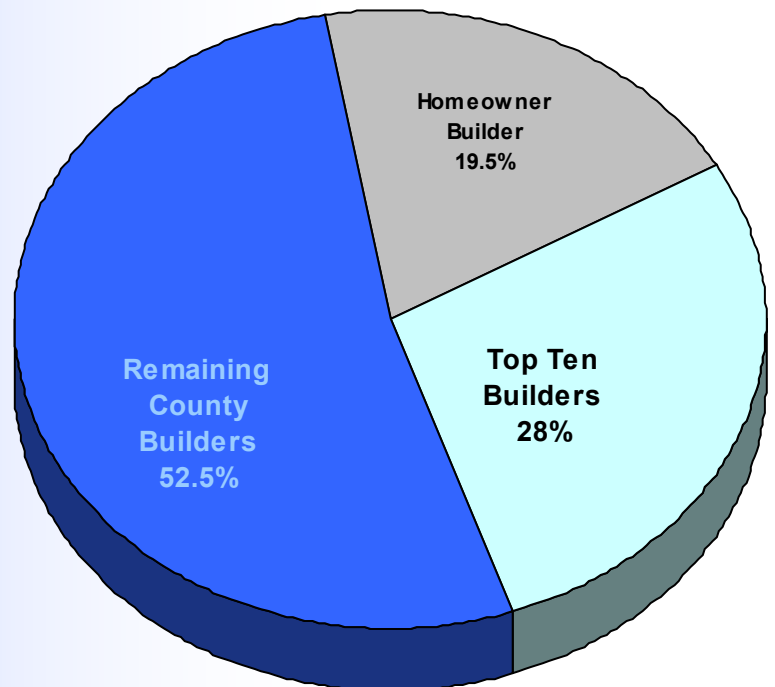
	starts	%
Eastwood Custom Homes	24	4.8
Pathway Homes	23	4.6
Priced Right Builders, Inc.	13	2.6
Pine Grove Homes	11	2.2
Bay Area Contracting, Inc.	11	2.2
Red Barron Builders	7	1.4
Prime Builders	7	1.4
New Home Construction	6	1.2
Sterling Homes & Land Inc.	6	1.2
Socks Construction	6	1.2

119 Homeowners are not used in this table.
Ties for 10th are shown but only the first ten numbers are used for %

Through the 4th Quarter

2014

	starts	%
Red Barron Builders	27	6.1
Pathway Homes	23	5.2
Eastwood Custom Homes	23	5.2
Millward Custom Homes	10	2.3
Sterling Homes & Land Inc.	8	1.8
Pine Grove Homes	7	1.6
Calybr Homes	7	1.6
Bay Area Contracting, Inc.	7	1.6
Priced Right Builders, Inc.	6	1.4
Golden Rule Construction	5	1.1
Prime Builders	5	1.1
Cornerstone Affordable Homes	5	1.1
TJ Schaub Construction, Inc.	5	1.1



86 Homeowners are not used in this table.
Ties for 10th are shown but only the first ten numbers are used for %

BUILDER RANKING LIST

YTD Totals. Single family home starts for this report area.

Homeowner	119	Render Construction	2	House of Construction, Inc.	1
Eastwood Custom Homes	24	Scott Schichtel	2	Charles Howard	1
Pathway Homes	23	Wendall Schrock	2	J N J Construction Inc.	1
Priced Right Builders, Inc.	13	Schultz Construction & Remodeling	2	JD Construction	1
Bay Area Contracting, Inc.	11	Randy A. Sebring	2	Phil Johnson Construction Co., Inc.	1
Pine Grove Homes	11	Silverwood Enterprises, Ltd.	2	K & A Construction	1
Prime Builders	7	Wetherell Construction	2	KA Construction of Northern Michigan	1
Red Barron Builders	7	Whiteford Associates Inc.	2	Kangas Construction	1
New Home Construction	6	James Anderson Builders, Inc.	1	KM Kellett Inc.	1
Socks Construction	6	Anderson Contracting	1	Kelowna Contracting & Development	1
Sterling Homes & Land Inc.	6	Archer Contracting Company	1	Terry Koetje	1
Eetko Builders LLC	5	Ark Contractors Inc.	1	Kroll Contracting	1
Greg Haugen	5	Arrow Homes	1	Steve LaChonce	1
Maple Hill Builders	5	Baldwin Homes, Inc.	1	Ryan LaFaive	1
Sean McCardel Construction	5	Bay Ridge Development, Inc.	1	James Leach	1
Premier Contracing	5	BDR Custom Homes	1	Leelanau Builders LLC	1
REI Construction Consultants	5	Beman Builders LLC	1	The Leelanau Log Home Company	1
Shugart Builders Inc.	5	Bespoke Homes LLC	1	MAC Custom Homes	1
Cornerstone Affordable Homes	4	Biedron Builders	1	Mapleridge Construction LLC	1
Millward Custom Homes	4	Biggs Construction Service	1	Craig McLeod Construction LLC	1
Salisbury & May Construction	4	Blue Bay Builders LLC	1	Meiste Homes	1
TJ Schaub Construction, Inc.	4	Boulder Construction LLC	1	Mission Bay Contracting &	1
Agostinelli Builders, Inc.	3	Burkholder Construction	1	Kelly Patrick Moore	1
Azack Builders	3	Dean Chamberlain	1	John Morris	1
Black Bear & Cubs Construction	3	Coburn Construction	1	John Perry Nink	1
Calybr Homes	3	Ryan Conklin P.	1	North Haven Construction	1
Durango Homes	3	GA Cook Company	1	Northern Woods Custom Builders	1
Habitat for Humanity Grand Traverse	3	Cooley Contracting LLC	1	Northland Signature Homes	1
Hammertime Construction	3	Lyle A. Crist	1	FL Padella Co., Inc.	1
Insignia Homes	3	DargaWorks Inc.	1	Richard Parker	1
Jarvis Custom Home Builders LLC	3	John Darien Homes North LLC	1	Pattco Services	1
Lindcraft Homes LLC	3	Eric D. Darooge	1	Peplinski Builders, Inc.	1
Midlake Builders	3	Don Demoulpied	1	J. Peterson Homes	1
Northwest Carpentry	3	DeShano Companies Inc.	1	Platte River Construction	1
Prime Builders	3	DeShano Construction	1	Polak Builders	1
River North Home & Cottage	3	Design Craft Homes	1	Terry Porter	1
T. Bosgraaf Homes	2	DLH Builders	1	Porter Builders	1
CMB Construction LLC	2	Easling Construction Co.	1	Jack E. Powell	1
Bob Cole	2	Casey Edick Construction	1	Reimer Building & Remodeling	1
DAK Builders	2	Endeavor Building Systems, LLC	1	Rembrandt Construction	1
Dean Builders, Inc.	2	James Ewing	1	S & S Contractors	1
Donahue Builders, Inc.	2	Falcon Custom Homes Inc.	1	Saxton-McCumby Builders	1
Robert P. Dunn Construction LLC	2	Ferraro Builders, Inc.	1	James A. Schaub, Sr	1
Endura Performance Homes	2	Francetic Home Builders	1	James Schichtel	1
Golden Rule Construction	2	Glennwood Custom Builders, LLC	1	Schierbeek Brothers	1
Steve Habegger	2	Good Harbor Builders, Inc.	1	David Schneider	1
Heart Homes	2	Michael B. Grant	1	Larry D. Shugart, Builder	1
Little Valley Homes	2	Habitat for Humanity of Frankfort	1	Somsel Lumber Co.	1
Little Valley Homes	2	Kevin Hall Builder	1	Soper Construction LLC	1
Manitou Contracting LLC	2	Matt Hamacher	1	Southpaw Construction LLC	1
Mason Construction Inc.	2	Harris Custom Carpentry	1	Richard Spencer	1
Paul W. Maurer General Contracting	2	Hartman Construction Co.	1	Steinorth Fine Homes	1
Scott Norris Construction	2	Heartwood Custom Builders	1	Stevens Construction	1
North Country Homes	2	Hebblewhite Builders Inc.	1	Stonyfield Construction LLC	1
Pro Builders Inc.	2	Homes American Made Co.	1	Sunrite Construction	1

R. Taylor Builders, LLC	1	Ken VanHouten	1	Matthew Wollam	1
TC Homes & Designs	1	Bill Walters	1	Dan Woodcock	1
Brian T. Terhune	1	Whaley Construction	1	Woodland Designs	1
TJC Construction	1	Widing Custom Homes, Inc.	1	Yukon Development	1
TK Builders of Grand Traverse, Inc.	1	Clifford Willson	1	Mike Zimmerman Construction	1
Turning Leaf, Inc.	1	Wilson Construction	1	Zoland Construction	1
Matthew K. Vajda	1	Charles Wiltzer	1	Number of builders	187
Brad VanBuren	1	Wolgast Corporation	1		

BUILDER STARTS COMPARED TO PRIOR YEAR

	This year	Last year	Change			
Shugart Builders Inc.	5	1	400.00%	Richard Parker	1	1 0.00%
Premier Contracting	5	1	400.00%	Kroll Contracting	1	1 0.00%
Maple Hill Builders	5	1	400.00%	Pathway Homes	23	23 0.00%
Northwest Carpentry	3	1	200.00%	Porter Builders	1	1 0.00%
Midlake Builders	3	1	200.00%	Northland Signature Homes	1	1 0.00%
Socks Construction	6	2	200.00%	Salisbury & May Construction	4	4 0.00%
HammerTime Construction	3	1	200.00%	Randy A. Sebring	2	2 0.00%
Durango Homes	3	1	200.00%	Little Valley Homes	2	2 0.00%
Black Bear & Cubs Construction	3	1	200.00%	Ryan LaFaive	1	1 0.00%
Azack Builders	3	1	200.00%	TJ Schaub Construction, Inc.	4	5 -20.00%
Jarvis Custom Home Builders LLC	3	1	200.00%	Cornerstone Affordable Homes	4	5 -20.00%
Eetko Builders LLC	5	2	150.00%	Agostinelli Builders, Inc.	3	4 -25.00%
Priced Right Builders, Inc.	13	6	116.67%	Sterling Homes & Land Inc.	6	8 -25.00%
Steve Habegger	2	1	100.00%	Paul W. Maurer General Contracting	2	3 -33.33%
Render Construction	2	1	100.00%	Endura Performance Homes	2	3 -33.33%
Little Valley Homes	2	1	100.00%	Silverwood Enterprises, Ltd.	2	3 -33.33%
Mason Construction Inc.	2	1	100.00%	Reimer Building & Remodeling	1	2 -50.00%
Bob Cole	2	1	100.00%	Whiteford Associates Inc.	2	4 -50.00%
North Country Homes	2	1	100.00%	GA Cook Company	1	2 -50.00%
Wetherell Construction	2	1	100.00%	Scott Norris Construction	2	4 -50.00%
Sean McCardel Construction	5	3	66.67%	Francetic Home Builders	1	2 -50.00%
Pine Grove Homes	11	7	57.14%	Charles Wiltzer	1	2 -50.00%
Bay Area Contracting, Inc.	11	7	57.14%	Schultz Construction & Remodeling	2	4 -50.00%
River North Home & Cottage	3	2	50.00%	Harris Custom Carpentry	1	2 -50.00%
Habitat for Humanity Grand Traverse	3	2	50.00%	Scott Schichtel	2	4 -50.00%
Prime Builders	7	5	40.00%	Calybr Homes	3	7 -57.14%
New Home Construction	6	5	20.00%	Millward Custom Homes	4	10 -60.00%
Eastwood Custom Homes	24	23	4.35%	Golden Rule Construction	2	5 -60.00%
Easling Construction Co.	1	1	0.00%	Mission Bay Contracting & Renovations	1	3 -66.67%
Steinorth Fine Homes	1	1	0.00%	Rembrandt Construction	1	3 -66.67%
Hartman Construction Co.	1	1	0.00%	Red Barron Builders	7	27 -74.07%
Don Demoulied	1	1	0.00%	S & S Contractors	1	4 -75.00%
Heart Homes	2	2	0.00%	Arrow Homes	1	4 -75.00%
K & A Construction	1	1	0.00%			
Soper Construction LLC	1	1	0.00%			
KA Construction of Northern Michigan	1	1	0.00%			
Robert P. Dunn Construction LLC	2	2	0.00%			
J N J Construction Inc.	1	1	0.00%			
John Darien Homes North LLC	1	1	0.00%			
Lyle A. Crist	1	1	0.00%			
Cooley Contracting LLC	1	1	0.00%			
TK Builders of Grand Traverse, Inc.	1	1	0.00%			
Burkholder Construction	1	1	0.00%			
Biggs Construction Service	1	1	0.00%			
Archer Contracting Company	1	1	0.00%			
TC Homes & Designs	1	1	0.00%			
Wendall Schrock	2	2	0.00%			

BUILDER RANKING BY AVERAGE VALUE

Ranked by Construction Value reported on permits

	# of starts	Average value			
Bespoke Homes LLC	1	\$855,000	CMB Construction LLC	2	\$233,842
DLH Builders	1	\$600,000	Mission Bay Contracting & Renovations	1	\$233,233
Porter Builders	1	\$600,000	Kroll Contracting	1	\$233,149
Heart Homes	2	\$535,590	James Ewing	1	\$232,926
Eric D. Darooqe	1	\$534,910	Wilson Construction	1	\$232,328
David Schneider	1	\$523,080	Socks Construction	6	\$232,252
MAC Custom Homes	1	\$520,000	Peplinski Builders, Inc.	1	\$232,240
Heartwood Custom Builders	1	\$492,581	T. Bosgraaf Homes	2	\$230,045
Easling Construction Co.	1	\$462,940	DeShano Companies Inc.	1	\$230,000
Glennwood Custom Builders, LLC	1	\$462,780	North Haven Construction	1	\$229,120
Biggs Construction Service	1	\$462,190	Pathway Homes	23	\$228,389
Wolgast Corporation	1	\$443,310	Northern Woods Custom Builders	1	\$227,585
J N J Construction Inc.	1	\$440,000	Widing Custom Homes, Inc.	1	\$227,484
J. Peterson Homes	1	\$425,000	Golden Rule Construction	2	\$227,324
Dean Chamberlain	1	\$417,758	Matt Hamacher	1	\$225,000
Render Construction	2	\$412,200	Yukon Development	1	\$223,428
Whiteford Associates Inc.	2	\$384,219	Agostinelli Builders, Inc.	3	\$220,418
Rembrandt Construction	1	\$384,071	Sean McCardel Construction	5	\$217,007
Larry D. Shugart, Builder	1	\$381,840	Kangas Construction	1	\$215,112
Terry Koetje	1	\$375,000	Leelanau Builders LLC	1	\$214,900
Insignia Homes	3	\$373,963	Prime Builders	3	\$214,333
Falcon Custom Homes Inc.	1	\$365,940	GA Cook Company	1	\$213,659
Charles Wiltzer	1	\$364,355	Casey Edick Construction	1	\$211,700
Calybr Homes	3	\$346,331	Biedron Builders	1	\$209,710
DAK Builders	2	\$345,726	Wendall Schrock	2	\$209,667
Soper Construction LLC	1	\$335,480	Cooley Contracting LLC	1	\$208,671
Shugart Builders Inc.	5	\$335,214	Homes American Made Co.	1	\$207,840
Coburn Construction	1	\$334,827	Black Bear & Cubs Construction	3	\$204,799
JD Construction	1	\$330,430	Priced Right Builders, Inc.	13	\$203,860
Turning Leaf, Inc.	1	\$330,203	Richard Parker	1	\$203,595
Ferraro Builders, Inc.	1	\$326,309	Manitou Contracting LLC	2	\$200,254
House of Construction, Inc.	1	\$323,530	Hartman Construction Co.	1	\$200,000
Midlake Builders	3	\$321,640	Steve LaChonce	1	\$200,000
Schierbeek Brothers	1	\$315,000	Northwest Carpentry	3	\$196,793
Saxton-McCumby Builders	1	\$310,000	Stevens Construction	1	\$196,057
KM Kellett Inc.	1	\$301,852	Randy A. Sebring	2	\$196,000
DeShano Construction	1	\$300,000	Richard Spencer	1	\$195,833
Silverwood Enterprises, Ltd.	2	\$297,660	Donahue Builders, Inc.	2	\$192,250
Salisbury & May Construction	4	\$295,810	Stonyfield Construction LLC	1	\$191,112
Mike Zimmerman Construction	1	\$294,925	S & S Contractors	1	\$190,498
Paul W. Maurer General Contracting	2	\$292,678	Ken VanHouten	1	\$190,171
James A. Schaub, Sr	1	\$291,800	Homeowner	113	\$188,321
Craig McLeod Construction LLC	1	\$290,000	FL Padella Co., Inc.	1	\$187,940
River North Home & Cottage	3	\$283,440	Prime Builders	7	\$186,143
KA Construction of Northern Michigan	1	\$281,444	Eetko Builders LLC	5	\$185,662
James Schichtel	1	\$275,570	Burkholder Construction	1	\$185,334
Francetic Home Builders	1	\$274,693	Woodland Designs	1	\$184,985
Endura Performance Homes	2	\$265,177	Hammertime Construction	3	\$184,976
Millward Custom Homes	4	\$264,183	Phil Johnson Construction Co., Inc.	1	\$184,580
Matthew K. Vajda	1	\$260,484	Endeavor Building Systems, LLC	1	\$182,439
Maple Hill Builders	5	\$258,450	Platte River Construction	1	\$181,860
Kevin Hall Builder	1	\$257,349	New Home Construction	6	\$180,243
Baldwin Homes, Inc.	1	\$250,470	John Morris	1	\$179,020
Jack E. Powell	1	\$250,000	Schultz Construction & Remodeling	2	\$178,314
Mason Construction Inc.	2	\$248,090	Brian T. Terhune	1	\$177,750
Mapleridge Construction LLC	1	\$245,565	Arrow Homes	1	\$177,045
Beman Builders LLC	1	\$244,390	Zoland Construction	1	\$176,759
Northland Signature Homes	1	\$244,179	Terry Porter	1	\$176,042
Design Craft Homes	1	\$243,600	Dean Builders, Inc.	2	\$175,660
Steinorth Fine Homes	1	\$243,432	Kelowna Contracting & Development	1	\$175,612
Bay Area Contracting, Inc.	11	\$241,931	Azack Builders	3	\$174,557
Blue Bay Builders LLC	1	\$240,450	Eastwood Custom Homes	24	\$171,119
Bob Cole	2	\$239,444	Ark Contractors Inc.	1	\$168,316
Jarvis Custom Home Builders LLC	3	\$239,209	Red Barron Builders	7	\$166,366
Ryan Conklin P.	1	\$237,221	John Darien Homes North LLC	1	\$166,272
Ryan LaFaive	1	\$237,000	Southpaw Construction LLC	1	\$164,411
Bay Ridge Development, Inc.	1	\$236,204	Steve Habegger	2	\$163,435
Pro Builders Inc.	2	\$235,907	Greg Haugen	5	\$163,188
TK Builders of Grand Traverse, Inc.	1	\$234,387	Lindcraft Homes LLC	3	\$161,509

TJ Schaub Construction, Inc.	4	\$161,043	Pine Grove Homes	11	\$127,503
James Anderson Builders, Inc.	1	\$160,230	REI Construction Consultants	5	\$126,129
Little Valley Homes	2	\$159,190	Robert P. Dunn Construction LLC	2	\$122,500
Charles Howard	1	\$158,790	Habitat for Humanity of Frankfort	1	\$122,210
Archer Contracting Company	1	\$155,288	James Leach	1	\$120,000
Meiste Homes	1	\$154,430	Durango Homes	3	\$117,880
DargaWorks Inc.	1	\$153,160	Don Demoulpied	1	\$116,284
Matthew Wollam	1	\$151,200	Scott Norris Construction	2	\$116,209
Dan Woodcock	1	\$149,804	John Perry Nink	1	\$114,000
Somsel Lumber Co.	1	\$148,606	Whaley Construction	1	\$111,500
TC Homes & Designs	1	\$147,000	Boulder Construction LLC	1	\$108,000
Scott Schichtel	2	\$146,607	Reimer Building & Remodeling	1	\$107,134
Premier Contracing	5	\$145,000	Harris Custom Carpentry	1	\$96,022
The Leelanau Log Home Company	1	\$143,610	Pattco Services	1	\$95,520
Wetherell Construction	2	\$141,000	Anderson Contracting	1	\$93,528
Polak Builders	1	\$140,292	K & A Construction	1	\$90,000
Kelly Patrick Moore	1	\$140,000	BDR Custom Homes	1	\$86,525
TJC Construction	1	\$140,000	Little Valley Homes	2	\$73,375
Sterling Homes & Land Inc.	6	\$138,192	Brad VanBuren	1	\$68,000
Good Harbor Builders, Inc.	1	\$135,000	Hebblewhite Builders Inc.	1	\$65,890
Habitat for Humanity Grand Traverse Region	3	\$134,183	Lyle A. Crist	1	\$60,000
R. Taylor Builders, LLC	1	\$133,433	Bill Walters	1	\$59,840
North Country Homes	2	\$130,446	Sunrite Construction	1	\$53,262
Comerstone Affordable Homes	4	\$129,715	Clifford Willson	1	\$52,000
Michael B. Grant	1	\$127,929			

BUILDER RANKING BY SQUARE FOOTAGE

	# of starts with SF Data	Average SF			
Eric D. Darooe	1	6,276	Midlake Builders	2	2,430
Easling Construction Co.	1	5,574	Wilson Construction	1	2,349
Bespoke Homes LLC	1	5,301	Bay Ridge Development, Inc.	1	2,301
Heart Homes	2	5,234	Francetic Home Builders	1	2,269
Calybr Homes	2	4,657	DargaWorks Inc.	1	2,268
Wolgast Corporation	1	4,220	Kelly Patrick Moore	1	2,268
Dean Chamberlain	1	4,020	Endura Performance Homes	2	2,221
Glennwood Custom Builders, LLC	1	4,008	Eetko Builders LLC	2	2,206
David Schneider	1	3,910	Shugart Builders Inc.	3	2,184
Rembrandt Construction	1	3,749	James Schichtel	1	2,175
Render Construction	2	3,698	Mapleridge Construction LLC	1	2,161
Falcon Custom Homes Inc.	1	3,536	Beman Builders LLC	1	2,153
Whiteford Associates Inc.	2	3,495	Yukon Development	1	2,150
Biggs Construction Service	1	3,463	Jarvis Custom Home Builders LLC	3	2,141
Insignia Homes	3	3,400	Pro Builders Inc.	2	2,141
Silverwood Enterprises, Ltd.	1	3,299	Bay Area Contracting, Inc.	10	2,130
JD Construction	1	3,257	GA Cook Company	1	2,120
Larry D. Shugart, Builder	1	3,252	North Country Homes	2	2,113
Porter Builders	1	3,246	Widing Custom Homes, Inc.	1	2,113
DAK Builders	2	3,162	TK Builders of Grand Traverse, Inc.	1	2,100
Salisbury & May Construction	3	3,161	Socks Construction	5	2,082
Ferraro Builders, Inc.	1	3,140	Casey Edick Construction	1	2,080
Coburn Construction	1	3,073	Black Bear & Cubs Construction	3	2,073
Turning Leaf, Inc.	1	3,032	Ryan Conklin P.	1	2,067
Paul W. Maurer General Contracting	2	3,004	North Haven Construction	1	2,056
Soper Construction LLC	1	2,844	Mike Zimmerman Construction	1	2,054
DLH Builders	1	2,800	Northland Signature Homes	1	2,051
T. Bosgraaf Homes	2	2,768	Kroll Contracting	1	2,036
Design Craft Homes	1	2,768	John Morris	1	2,035
KM Kellett Inc.	1	2,750	CMB Construction LLC	2	2,023
Baldwin Homes, Inc.	1	2,739	Agostinelli Builders, Inc.	3	2,012
J N J Construction Inc.	1	2,720	Cooley Contracting LLC	1	2,008
KA Construction of Northern Michigan	1	2,652	Wendall Schrock	2	1,997
River North Home & Cottage	3	2,615	Kangas Construction	1	1,980
House of Construction, Inc.	1	2,597	Steinorth Fine Homes	1	1,980
Maple Hill Builders	5	2,575	REI Construction Consultants	5	1,979
Kevin Hall Builder	1	2,551	Sean McCardel Construction	5	1,963
James A. Schaub, Sr	1	2,500	The Leelanau Log Home Company	1	1,937
Millward Custom Homes	3	2,486	Biedron Builders	1	1,914
Matthew K. Vajda	1	2,471	Peplinski Builders, Inc.	1	1,896
Blue Bay Builders LLC	1	2,447	Mason Construction Inc.	1	1,891

Northwest Carpentry	3	1,862	Northern Woods Custom Builders	1	1,444
Pathway Homes	16	1,832	Southpaw Construction LLC	1	1,443
Homeowner	90	1,811	Stonyfield Construction LLC	1	1,438
Golden Rule Construction	2	1,805	Arrow Homes	1	1,421
Priced Right Builders, Inc.	9	1,802	Habitat for Humanity Grand Traverse Region	3	1,407
Stevens Construction	1	1,800	Meiste Homes	1	1,405
James Ewing	1	1,769	Matthew Wollam	1	1,380
Manitou Contracting LLC	1	1,768	Sterling Homes & Land Inc.	6	1,367
Richard Spencer	1	1,762	Polak Builders	1	1,350
Ken VanHouten	1	1,760	Little Valley Homes	2	1,333
Leelanau Builders LLC	1	1,750	Dan Woodcock	1	1,315
Burkholder Construction	1	1,728	Little Valley Homes	1	1,296
Donahue Builders, Inc.	2	1,682	R. Taylor Builders, LLC	1	1,284
New Home Construction	6	1,668	Pine Grove Homes	9	1,281
FL Padella Co., Inc.	1	1,658	Cornerstone Affordable Homes	4	1,266
Schultz Construction & Remodeling	2	1,656	Boulder Construction LLC	1	1,200
Greg Haugen	5	1,651	John Perry Nink	1	1,192
Azack Builders	3	1,624	Habitat for Humanity of Frankfort	1	1,176
Zoland Construction	1	1,620	Michael B. Grant	1	1,171
James Anderson Builders, Inc.	1	1,615	Durango Homes	3	1,134
Terry Porter	1	1,611	James Leach	1	1,120
Archer Contracting Company	1	1,600	Reimer Building & Remodeling	1	1,081
John Darien Homes North LLC	1	1,600	Don Demoulpied	1	1,056
Ark Contractors Inc.	1	1,598	Pattco Services	1	1,008
Dean Builders, Inc.	2	1,589	Harris Custom Carpentry	1	924
S & S Contractors	1	1,572	Anderson Contracting	1	900
Brian T. Terhune	1	1,568	BDR Custom Homes	1	892
Kelowna Contracting & Development	1	1,564	Brad VanBuren	1	864
Steve Habegger	2	1,539	Scott Norris Construction	2	609
Hammertime Construction	3	1,538	Clifford Willson	1	576
Phil Johnson Construction Co., Inc.	1	1,538	Lyle A. Crist	1	519
Red Barron Builders	7	1,516			
Bill Walters	1	1,496			
Woodland Designs	1	1,488			
TJ Schaub Construction, Inc.	4	1,472			
Scott Schichtel	2	1,470			
Eastwood Custom Homes	21	1,468			
Endeavor Building Systems, LLC	1	1,464			
Robert P. Dunn Construction LLC	2	1,462			
Lindcraft Homes LLC	3	1,462			

NEW BUILDERS

For the 4th quarter

In this quarter Builder Track recorded the following "new" builders in the coverage area. Some of these builders may have been working on smaller projects or in other areas or active under another name.

Company Name and Address	# of permits
Lindcraft Homes LLC 310 Front St., Ste. 415 Traverse City, MI 49684	3
Beman Builders LLC 10494 E. Easling Dr. Suttons Bay, MI 49684	1
Falcon Custom Homes Inc. 4025 Broadmoor Ave., Ste. B Grand Rapids, MI 49512	1
John Perry Nink 7183 Harrys Rd. Traverse City, MI 49684	1
J. Perri 6320 Cedar Run Rd. Traverse City, MI 49684	1
Matthew K. Vajda 3283 Wemple Rd. Traverse City, MI 49686	1