



Lakeshore Area
QUARTERLY REPORT
4th Quarter Residential – 2015

Contents

Section I

At A Glance Charts

4

Section II

Home Start Information

Jurisdiction Summary Statistics	12
Builder Starts and Value Ranges per Jurisdiction	14
Single Family Starts by Construction Value	20
Single Family Starts by Square Footage	22
Single Family Square Footage Average by County	23
Average Square Footage per Jurisdiction	24
Multi Family Starts	25
Remodels and Additions	27

Section III

Builder Information

Top Ten Builders	30
Builder Ranking Listing	31
Builder Starts Compared to Prior Year	33
Builder Ranking by Average Value	34
Builder Ranking by Square Footage	37
New Builders	39

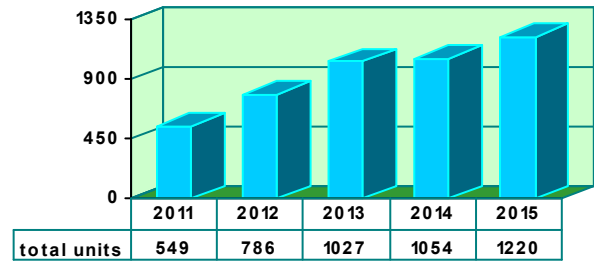
Copyright 2016 by Builder Track Reports. For the use of paid subscribers.
Use with permission only. Permits issued at the very end of the year
may be in next years data. Call if you have questions.

SECTION I

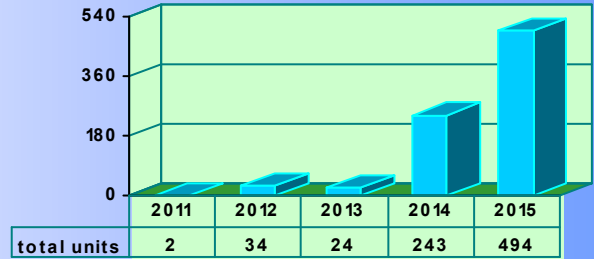
AT A GLANCE

Lakeshore Area

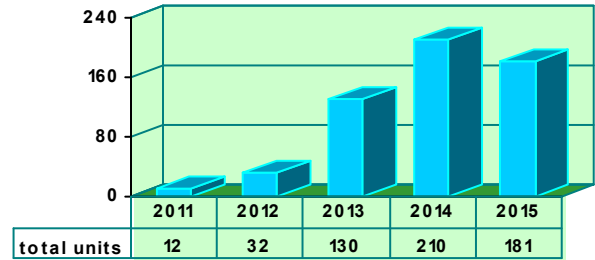
Single Family Home starts through the fourth quarter.



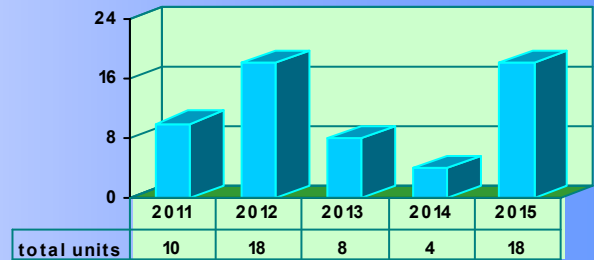
Apartment unit starts through the fourth quarter.



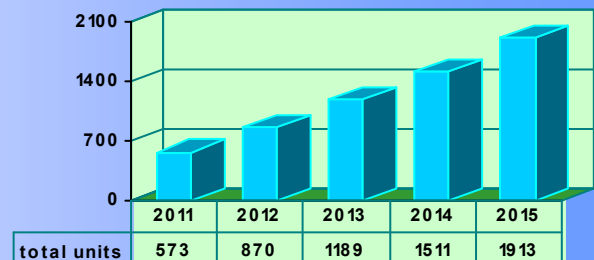
Condominium unit starts through the fourth quarter.



Duplex unit starts through the fourth quarter.

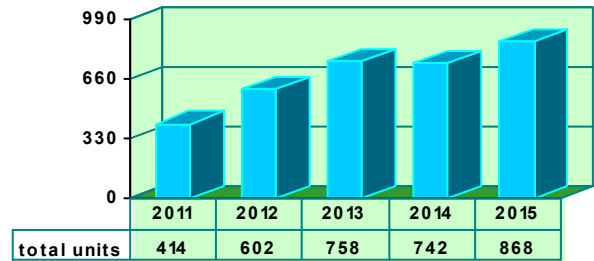


Total Living units through the fourth quarter.

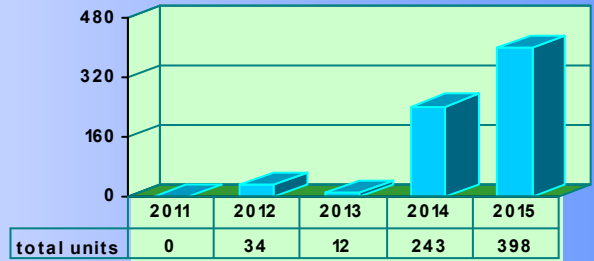


Ottawa County

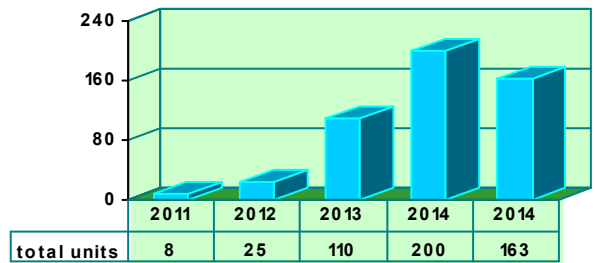
Single Family Home starts through the fourth quarter.



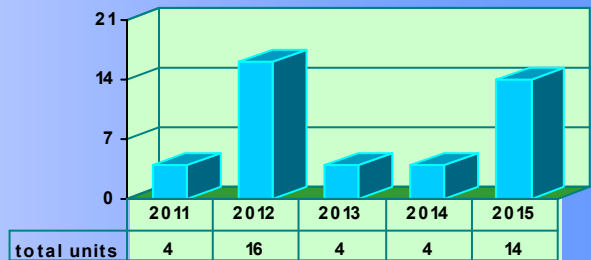
Apartment unit starts through the fourth quarter.



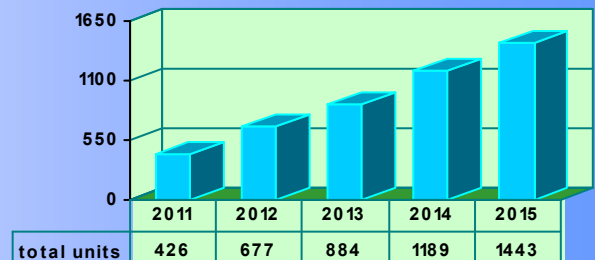
Condominium unit starts through the fourth quarter.



Duplex unit starts through the fourth quarter.

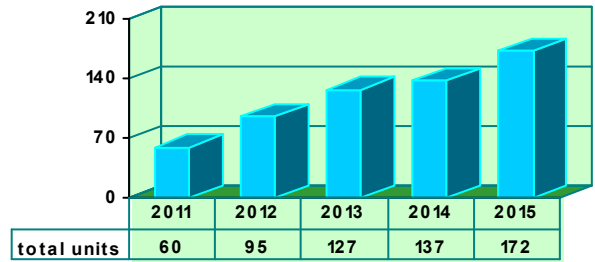


Total Living units through the fourth quarter.

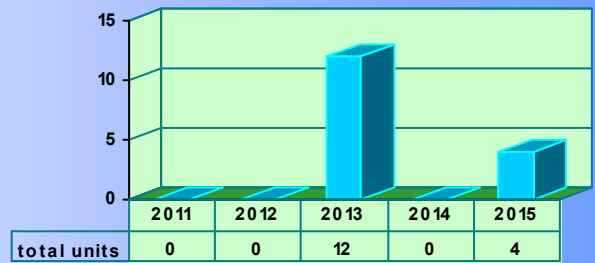


Muskegon County

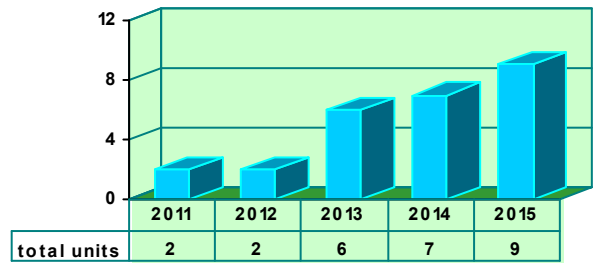
Single Family Home starts through the fourth quarter.



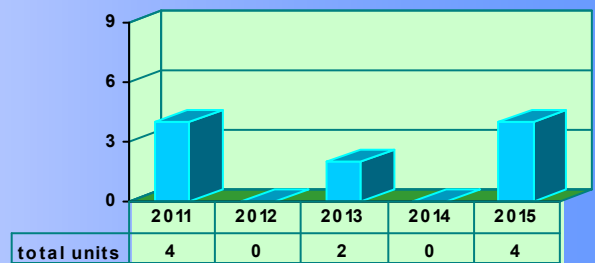
Apartment unit starts through the fourth quarter.



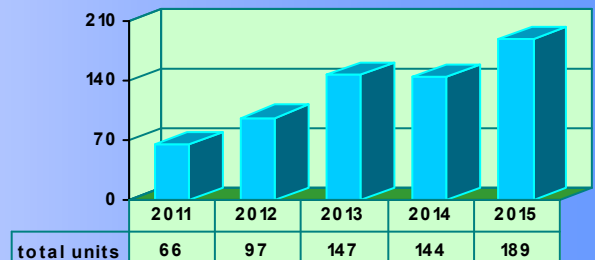
Condominium unit starts through the fourth quarter.



Duplex unit starts through the fourth quarter.

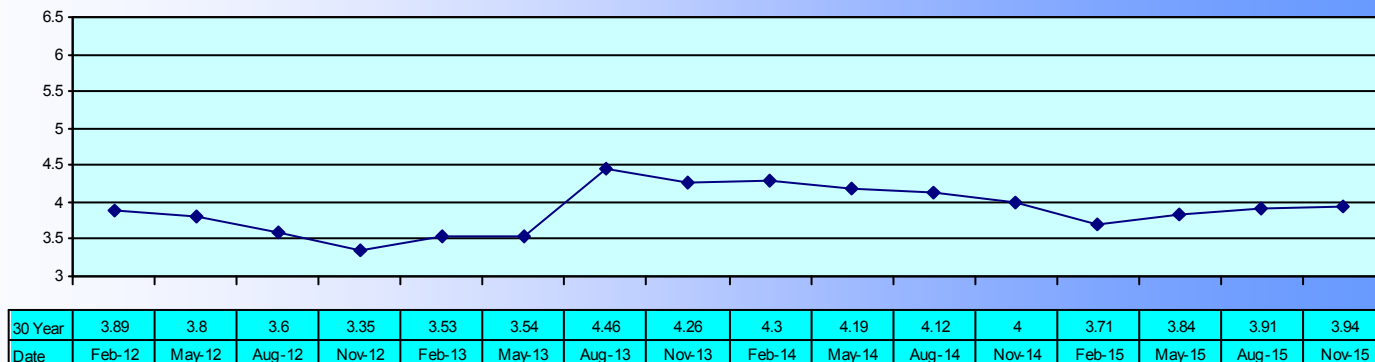


Total Living units through the fourth quarter.

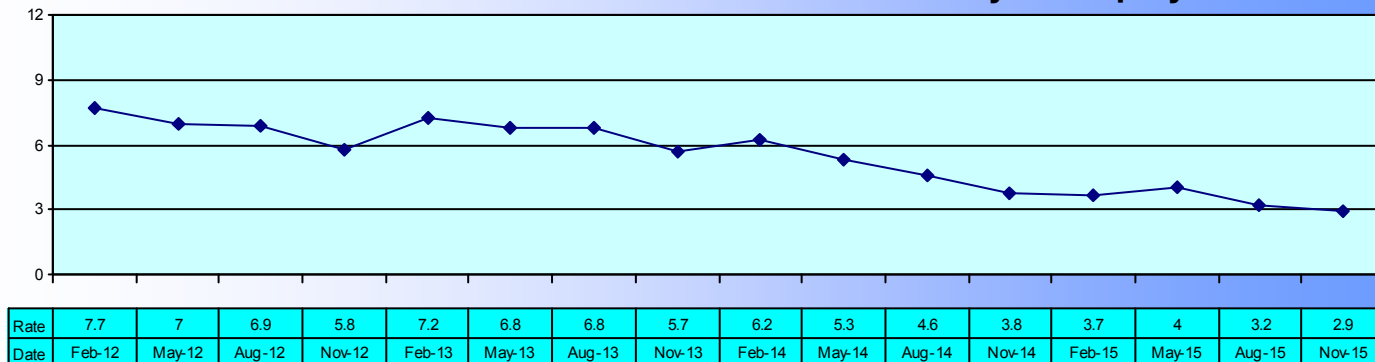


Unemployment and Mortgage Information

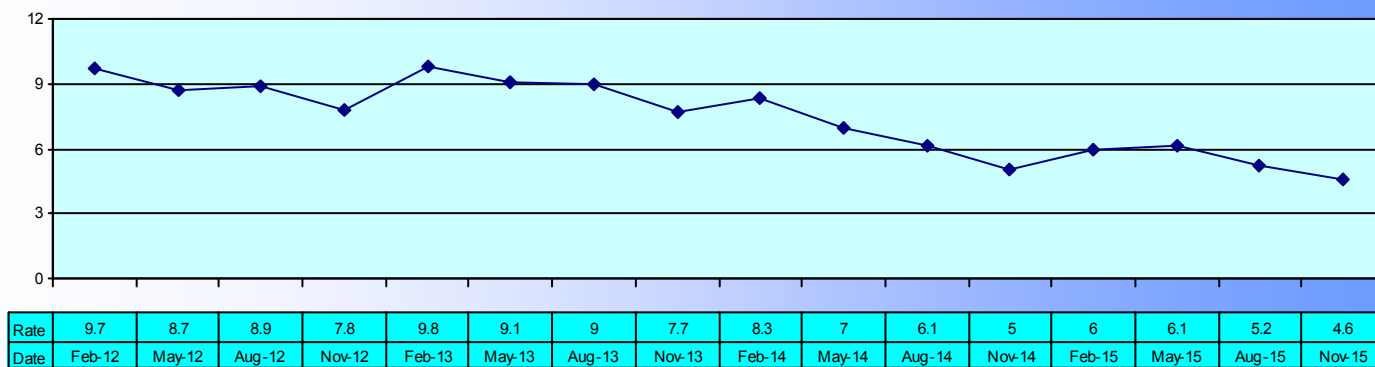
Fixed Mortgage Rates



Ottawa County Unemployment Rates



Muskegon County Unemployment Rates



Single Family Starts by Quarter

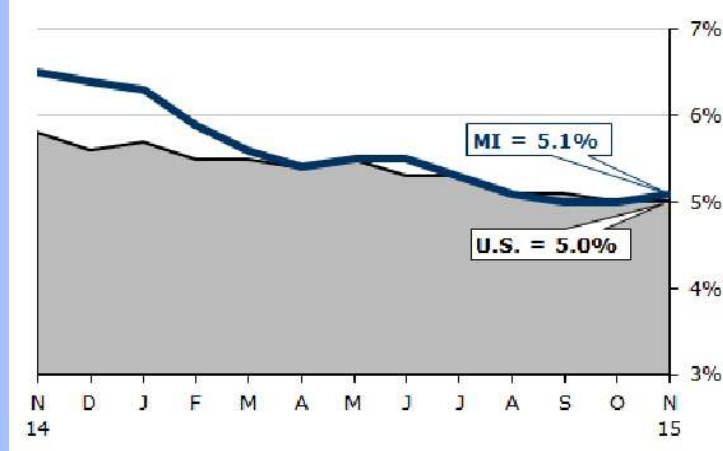
	1st Quarter	2nd Quarter	3rd Quarter	4th Quarter
2000	426	489	421	323
2001	373	515	456	295
2002	408	563	454	458
2003	344	578	591	488
2004	395	570	543	437
2005	458	416	447	360
2006	281	316	213	227
2007	189	235	232	144
2008	125	186	124	101
2009	55	86	95	95
2010	104	128	107	86
2011	124	132	160	135
2012	135	233	212	209
2013	178	291	315	245
2014	178	320	299	267
2015	229	367	348	283

Michigan Fast Facts

(From the State of Michigan)

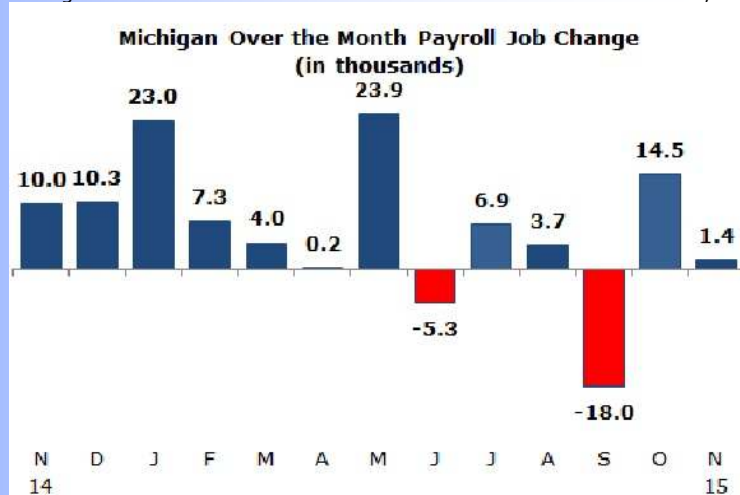
Michigan Unemployment Rate (Seasonally Adjusted)

November 2015 5.1%
 Change Over Month +0.1
 Change Over Year -1.4



Michigan Payroll Jobs (Seasonally Adjusted)

November 2015 4,279,000
 Change Over Month +1,000
 Change Over Year +72,000



Detroit Consumer Prices

October 2015 220.5
 Change Over Year -0.7%

Total Nonfarm Employment by Michigan Metropolitan Areas

(Unadjusted)

(Click on Area Name to view detail)

AREA	2015		2014	% Change From Previous	
	November	October	November	Mnth	Year
Michigan - Statewide	4326.5	4332.0	4253.9	-0.1	1.7
Ann Arbor	217.6	218.1	214.8	-0.2	1.3
Battle Creek	60.1	59.9	59.4	0.3	1.2
Bay City	37.7	37.9	37.6	-0.5	0.3
Detroit - Dearborn - Livonia	745.8	741.1	736.5	0.6	1.3
Detroit-Warren-Dearborn	1965.2	1958.0	1931.4	0.4	1.8
Flint	143.5	142.6	143.1	0.6	0.3
Grand Rapids - Wyoming	544.1	543.7	524.8	0.1	3.7
Jackson	56.5	56.4	56.3	0.2	0.4
Kalamazoo-Portage	146.6	146.1	142.9	0.3	2.6
Lansing-East Lansing	231.3	231.3	229.0	0.0	1.0
Midland	38.4	38.5	38.0	-0.3	1.1
Monroe	43.4	43.6	42.1	-0.5	3.1
Muskegon	65.0	64.6	63.5	0.6	2.4
Niles-Benton Harbor	62.5	63.4	60.9	-1.4	2.6
Saginaw	91.3	90.4	89.9	1.0	1.6
Warren - Troy - Farmington Hills	1219.4	1216.9	1194.9	0.2	2.1

SECTION II

HOME START INFORMATION

JURISDICTION SUMMARY STATISTICS

Single Family Starts Through the fourth quarter.

Allegan County

	2015	2014	2013	2012	2011
Saugatuck Township	29	27	24	18	12
Laketown	26	22	24	11	8
Douglas	13	13	10	6	2
Ganges	10	9	10	8	4
Saugatuck City	9	1	5		1
TOTAL	87	72	73	43	27

Berrien County

	2015	2014	2013	2012	2011
Lincoln	25	25	13	11	8
Chikaming	13	26	21	6	8
St. Joseph Township	9	7	3	4	
Benton	9	12	9	6	9
Lake	7	4	1	2	4
City of St. Joseph	7	8	2	2	4
City of Benton Harbor			1		1
New Buffalo		8	10	7	4
TOTAL	70	90	60	38	38

Muskegon County

	2015	2014	2013	2012	2011
Fruitport Township	43	32	38	25	12
Norton Shores	39	47	42	29	16
Egelston Township	19	14	8	4	2
Muskegon City	15	6	3	5	7
Fruitland Township	14	12	4	8	5
Dalton Township	8	6	12	4	5
Muskegon Township	8	5	7	6	3
Laketon	6	5	4	6	3
Sullivan	4	4	6	3	1
Moorland Township	3	1	1	1	3
Fruitport Village	3				
Montague Township	3	1			
Village of Ravenna	3				
Ravenna Township	2	1			
Casnovia Township	1	2	1	3	3
Montague	1	1	1	1	
TOTAL	172	137	127	95	60

Ottawa County

	2015	2014	2013	2012	2011
Georgetown	205	195	206	137	93
Allendale	106	74	68	50	34
Grand Haven Township	66	57	56	51	30
Jamestown	57	44	35	42	37
Park	54	43	58	37	30
Holland Township	53	64	56	43	24
Blendon	50	35	43	22	12
Tallmadge	41	37	24	18	8
Zeeland Township	34	29	39	55	45
Port Sheldon	31	20	24	19	8
Spring Lake Township	29	35	29	23	19
Robinson	26	18	18	26	13
Olive	23	25	17	11	14
Holland City	21	18	24	7	3
Crockery Township	21	15	25	23	28
Wright	15	4	4	5	3
Polkton	10	8	8	5	1
Hudsonville	10	1	6	12	6
Ferrysburg	7	4	2	3	2
Grand Haven City	3	12	13	11	1
Zeeland City	3				3
Chester	2	2	2	2	
Coopersville	1	2	1		
TOTAL	868	742	758	602	414

Van Buren County

	2015	2014	2013	2012	2011
South Haven City	16	12	8	6	3
South Haven Township	7	1	1	2	7
TOTAL	23	13	9	8	10

BUILDER STARTS AND VALUE RANGES PER JURISDICTION

Construction Values are as reported on building permits and do not necessarily reflect the actual project costs. Single Family starts per jurisdiction are ranked by builder

Allegan County

Douglas		low	high	average
Allen Edwin Homes	3	216,534	258,120	238,551
Rod Obbink Builders Inc.	3	250,000	416,000	308,667
JPD Construction, LLC	2	480,000	575,000	527,500
Patrick Murphy Homes	2	372,000	389,750	380,875
Baumann Building, Inc.	1	203,220	203,220	203,220
BDR Custom Homes	1	350,000	350,000	350,000
Meiste Homes	1	220,000	220,000	220,000
TOTAL	13			

Ganges		low	high	average
American Living Inc.	1	220,000	220,000	220,000
Benson Construction	1	65,000	65,000	65,000
John Brush Builders	1	358,450	358,450	358,450
Cottage Home Inc.	1	250,000	250,000	250,000
Diephuis Builders	1	85,000	85,000	85,000
Homeowner	1	69,000	69,000	69,000
Roger Marcy Builders	1	325,000	325,000	325,000
McKellips Construction	1	350,000	350,000	350,000
Nelson Builders Inc.	1	246,000	246,000	246,000
Louis Sikora Builders	1	200,000	200,000	200,000
TOTAL	10			

Laketown		low	high	average
Rod Obbink Builders Inc.	3	247,000	1,083,123	804,415
Baumann Building, Inc.	2	193,890	306,830	250,360
Homeowner	2	240,000	335,000	287,500
Bill Monhollon Builders	2	350,000	625,000	487,500
Timberidge Enterprises	2	410,000	415,000	412,500
42 North Custom Homes	1	389,000	389,000	389,000
Allen Home Builders, Inc.	1	300,000	300,000	300,000
Becker & Sanders, LLC	1	1,500,000	1,500,000	1,500,000
Black River Builders	1	670,000	670,000	670,000
Busscher Builders, Inc.	1	500,000	500,000	500,000
Brian Cook Builder	1	175,000	175,000	175,000
James A. Cook Builders Inc.	1	425,000	425,000	425,000
Countryside Builders	1	250,000	250,000	250,000
DRS Builders LLC	1	276,000	276,000	276,000
Glacier Construction LLC	1	405,000	405,000	405,000
Brian S. Kwekel	1	298,506	298,506	298,506
Lakeshore Signature Homes	1	950,000	950,000	950,000
Meiste Homes	1	563,000	563,000	563,000
J. Peterson Homes	1	350,000	350,000	350,000
William John Petroelje	1	335,000	335,000	335,000
TOTAL	26			

Saugatuck City		low	high	average
Allen Edwin Homes	2	248,000	300,000	274,000
Patrick Murphy Homes	2	325,000	350,000	337,500
Center Line Construction LLC	1	1,500,000	1,500,000	1,500,000
New Urban Home Builders, LLC	1	550,000	550,000	550,000
Rod Obbink Builders Inc.	1	205,000	205,000	205,000
Olsen Builders	1	130,000	130,000	130,000
Zahn Builders Inc.	1	506,550	506,550	506,550
TOTAL	9			

Saugatuck Township		low	high	average
Allen Edwin Homes	6	274,105	362,418	306,101
Homeowner	3	200,000	225,000	212,500
JPD Construction, LLC	2	400,000	700,000	550,000
Baumann Building, Inc.	1	216,700	216,700	216,700
Pete Bierd	1			
T. Bosgraaf Homes	1	225,000	225,000	225,000

DeHaan Homes	1	450,000	450,000	450,000
Elzinga & Volkers, Inc.	1	499,000	499,000	499,000
Gale Builders, Inc.	1	390,000	390,000	390,000
Haver Fine Homes	1	360,000	360,000	360,000
Lake Home Builders	1	655,000	655,000	655,000
Livingston Homes of West Michigan	1	300,000	300,000	300,000
Meiste Homes	1	479,000	479,000	479,000
Bill Monhollon Builders	1			
Mike Schaap Builders Inc.	1	1,890,000	1,890,000	1,890,000
TerVoort Builders Inc.	1	185,000	185,000	185,000
Timberidge Enterprises	1	550,000	550,000	550,000
True Builders, LLC	1	60,000	60,000	60,000
VanderLeek Builders, Inc.	1	70,000	70,000	70,000
Skip Williams	1	140,000	140,000	140,000
Zahn Builders Inc.	1	746,000	746,000	746,000
TOTAL	29			

Berrien County

Benton		low	high	average
Powell Construction Services, LLC	3	239,998	334,025	281,627
Harbor Habitat for Humanity	2	80,000	85,000	82,500
B & K Builders	1	200,000	200,000	200,000
Homeowner	1	225,000	225,000	225,000
Noack Construction LLC	1	200,000	200,000	200,000
Woody's Custom Homes	1	95,000	95,000	95,000
TOTAL	9			

Chikaming		low	high	average
Tom Gold Construction	2	300,000	300,000	300,000
Dave Prusa Construction	2	259,000	285,000	272,000
Caron Custom Homes	1	525,000	525,000	525,000
Mark Edwards	1	180,000	180,000	180,000
Epic Builders	1	354,000	354,000	354,000
The Hope Builders Group, Inc.	1	450,000	450,000	450,000
Kline Construction	1	154,000	154,000	154,000
Lakeshore Enterprises	1	2,000,000	2,000,000	2,000,000
Shoreline Development Co.	1	262,000	262,000	262,000
Stone's Throw Builders	1	550,000	550,000	550,000
Williams Buildings	1	64,300	64,300	64,300
TOTAL	13			

City of St. Joseph		low	high	average
Christie Custom Builders	1	615,000	615,000	615,000
Falcon Custom Homes Inc.	1	940,000	940,000	940,000
Homeowner	1	73,000	73,000	73,000
Legacy Homes	1	300,000	300,000	300,000
McConomy Construction	1	400,000	400,000	400,000
Carroll Ott	1	511,430	511,430	511,430
Powell Construction Services, LLC	1	329,459	329,459	329,459
TOTAL	7			

Lake		low	high	average
Place Builders	2	175,000	195,000	185,000
Covenant Construction Co.	1	216,000	216,000	216,000
Fenner Homes	1	455,509	455,509	455,509
Homes by Carpenters	1	119,000	119,000	119,000
Mark Kenyon	1	75,000	75,000	75,000
Zielke Homes & Improvement	1	348,000	348,000	348,000
TOTAL	7			

Lincoln		low	high	average
Fenner Homes	5	270,000	390,000	314,750
Homeowner	3	160,000	275,000	228,333
WR Birkey & Associates Inc.	2	380,897	398,000	389,449

Kent Hardin	2	125,000	125,000	125,000
Legacy Homes	2	215,000	300,000	257,500
Nicholson Custom Home Building,	2	499,999	525,000	512,500
Tipton Construction	2	270,000	345,000	307,500
GREENSpan Construction	1	499,000	499,000	499,000
Robert Jackson Construction	1	150,000	150,000	150,000
Ron Kucharzyk	1	369,000	369,000	369,000
TH Morrison Group LLC	1	225,200	225,200	225,200
Powell Construction Services, LLC	1	215,283	215,283	215,283
TK Builders of Southwestern	1	350,000	350,000	350,000
Zielke Homes & Improvement	1	58,061	58,061	58,061
TOTAL	25			

St. Joseph Township

		low	high	average
Homeowner	3	60,000	175,000	110,000
WH Carson & Associates	1	177,800	177,800	177,800
David Hoffman Construction	1	125,010	125,010	125,010
Bruce LaBaumbard	1	155,000	155,000	155,000
Noack Construction LLC	1	600,000	600,000	600,000
Powell Construction Services, LLC	1	325,291	325,291	325,291
Schmidke Construction & Contracting	1	450,000	450,000	450,000
TOTAL	9			

Muskegon County

Casnovia Township

		low	high	average
Boorsma Builders	1	200,000	200,000	200,000
TOTAL	1			

Dalton Township

		low	high	average
Homeowner	2	100,882	110,823	105,853
Timothy McCarthy	2	75,240	149,942	112,591
Branch Construction	1	228,740	228,740	228,740
Duer Building & Design	1	180,000	180,000	180,000
Integrity Builders	1	181,799	181,799	181,799
Samuel T. Wakefield Custom Builders	1	138,658	138,658	138,658
TOTAL	8			

Egelston Township

		low	high	average
Triple R Construction, LLC	14	95,000	150,000	110,000
Homeowner	3	110,000	121,975	117,325
Thomas Oudsema	1	90,000	90,000	90,000
Mike Thompson Home Improvement	1	93,600	93,600	93,600
TOTAL	19			

Fruitland Township

		low	high	average
Homeowner	3	139,972	245,756	185,499
Branch Construction	2	207,052	398,881	302,967
John Fredrick Bisard II	1	296,652	296,652	296,652
David C. Bos Homes	1	288,537	288,537	288,537
DeRose Builders	1	287,389	287,389	287,389
Galloway Custom Homes	1	285,408	285,408	285,408
Michael P. Harris	1	153,640	153,640	153,640
Leatherman Builders	1	355,970	355,970	355,970
Curt Moran Builders Inc.	1	218,619	218,619	218,619
Douglas Ream Construction	1	145,856	145,856	145,856
Todd P. Viereck	1	309,421	309,421	309,421
TOTAL	14			

Fruitport Township

		low	high	average
Allen Edwin Homes	22	170,000	302,285	222,034
Branch Construction	3	164,000	210,000	179,333
Smith Development Inc.	3	292,000	393,200	327,133
Samuel T. Wakefield Custom Builders	3	209,200	260,250	227,750
Michelle Tanner Homes	2	206,200	206,200	206,200
Duer Building & Design	1	231,000	231,000	231,000
Martin R. Ecker	1	2,217,800	2,217,800	2,217,800
Gordon's Custom Construction	1	261,800	261,800	261,800
Ed Holstege	1	185,800	185,800	185,800
Homeowner	1	332,750	332,750	332,750
JBD Builders LLC	1	259,500	259,500	259,500
John Piotrowski	1	225,000	225,000	225,000
Kris Thorsen Builders, Inc.	1	178,400	178,400	178,400

VanderLee Construction LLC	1	173,000	173,000	173,000
Weatherbee Homes Inc.	1	180,000	180,000	180,000
TOTAL	43			

Fruitport Village

		low	high	average
Raha Builders LLC	1	310,000	310,000	310,000
Smith Development Inc.	1	543,700	543,700	543,700
Whiteman Construction	1	161,000	161,000	161,000
TOTAL	3			

Laketon

		low	high	average
Homeowner	2	200,000	207,064	203,532
Rod Castenholz	1	292,820	292,820	292,820
Smith Development Inc.	1	300,000	300,000	300,000
Triple R Construction, LLC	1	183,145	183,145	183,145
Samuel T. Wakefield Custom Builders	1	140,000	140,000	140,000
TOTAL	6			

Montague

		low	high	average
Homeowner	1	160,000	160,000	160,000
TOTAL	1			

Montague Township

		low	high	average
Fremont Homes, Inc.	1	159,000	159,000	159,000
Mickelson Construction	1	125,000	125,000	125,000
Winberg Construction, Inc.	1	150,000	150,000	150,000
TOTAL	3			

Moorland Township

		low	high	average
Jeffrey Haase	1	161,000	161,000	161,000
Homeowner	1	338,000	338,000	338,000
Curt Moran Builders Inc.	1	100,000	100,000	100,000
TOTAL	3			

Muskegon City

		low	high	average
Allen Edwin Homes	8	161,605	193,670	174,984
David C. Bos Homes	4	190,580	410,950	269,086
Holden Construction	1	140,000	140,000	140,000
Muskegon County Habitat for	1	90,000	90,000	90,000
North Cove Homes LLC	1	240,000	240,000	240,000
TOTAL	15			

Muskegon Township

		low	high	average
Homeowner	5	122,282	189,204	159,742
J. Havermans Construction Inc.	1	46,682	46,682	46,682
Miedema General Contractors	1	102,086	102,086	102,086
Douglas Ream Construction	1	148,375	148,375	148,375
TOTAL	8			

Norton Shores

		low	high	average
Eastbrook Homes	15	151,000	257,000	207,667
Allen Edwin Homes	7	127,000	169,980	144,569
Homeowner	2	246,498	350,000	298,249
Ronald V. Stroup	2	130,245	130,425	130,335
Branch Construction	1	190,000	190,000	190,000
Brad Couch Builders	1	210,000	210,000	210,000
Eastwood Custom Homes	1	198,000	198,000	198,000
Fremont Homes, Inc.	1	98,800	98,800	98,800
Galloway Custom Homes	1	400,980	400,980	400,980
Kenneth R. Johnson	1	169,000	169,000	169,000
RH Johnson Builders Inc.	1	167,000	167,000	167,000
Mickelson Construction	1	260,000	260,000	260,000
Miedema General Contractors	1	225,000	225,000	225,000
Signature Homes	1	90,000	90,000	90,000
Gary D. Smith Builder Inc.	1	280,000	280,000	280,000
Nick Strieder	1	248,000	248,000	248,000
Samuel T. Wakefield Custom Builders	1	130,000	130,000	130,000
TOTAL	39			

Ravenna Township

		low	high	average
Fremont Homes, Inc.	1	169,000	169,000	169,000
Homeowner	1	269,000	269,000	269,000
TOTAL	2			

Sullivan		low	high	average
Branch Construction	2	205,000	230,000	217,500
Galloway Custom Homes	1	397,851	397,851	397,851
Daniel Lee	1	270,750	270,750	270,750
TOTAL	4			

Village of Ravenna		low	high	average
Jacob Kooyer	3	171,000	178,600	176,067
TOTAL	3			

Ottawa County

Allendale		low	high	average
Grand Valley Associates LLC	24	85,640	100,450	93,045
Curt Moran Builders Inc.	13	150,000	356,723	247,825
MGK Signature Homes	10	100,000	153,000	128,022
Jim Tibbe Homes	9	135,765	260,000	197,770
Ulberg Builder & Developer Inc.	9	125,000	170,000	138,333
Baumann Building, Inc.	7	143,000	174,729	156,227
Homeowner	6	140,000	377,000	239,240
Property Owner	5	85,640	85,640	85,640
Best Builders	2	174,000	180,000	177,000
Brent DeYoung Builder Inc.	2	150,000	150,000	150,000
Eastbrook Homes	2	268,000	307,000	287,500
Tim Johnson	2	165,000	215,000	190,000
Maplewood Homes	2	160,000	175,000	167,500
Bode Builders, Inc.	1	280,000	280,000	280,000
Crossen Construction	1	280,000	280,000	280,000
Comerstone Building & Duer Building & Design	1	500,000	500,000	500,000
Gulker Construction LLC	1	227,000	227,000	227,000
Gulker Construction LLC	1	290,000	290,000	290,000
Interra Homes LLC	1	178,900	178,900	178,900
Ross Kalman	1	300,000	300,000	300,000
Randy Majewski	1	328,000	328,000	328,000
Sable Developing	1	170,000	170,000	170,000
Thurkettle Construction	1	295,000	295,000	295,000
Andrew Ulberg	1	215,000	215,000	215,000
VerWoert Construction	1	353,000	353,000	353,000
Josh Vrugink	1	230,000	230,000	230,000
TOTAL	106			

Blendon		low	high	average
Heritage Building Group LLC	5	95,000	150,000	126,000
Homeowner	5	110,000	350,000	243,000
Baumann Building, Inc.	3	176,700	244,000	201,458
Lance DeYoung	3	150,000	160,000	155,000
Dan Raak Builders	3	190,000	268,000	232,667
Wagner Builders, Inc.	3	251,000	400,000	310,333
Jeff Glashower Builder Inc.	2	140,000	170,000	155,000
Klynt Marcusse Construction	2	160,000	225,000	192,500
Artwork Construction	1	400,000	400,000	400,000
Blaukamp Builders Inc.	1	198,000	198,000	198,000
Logan Bouwman	1	152,000	152,000	152,000
David Brower Builder Inc.	1	200,000	200,000	200,000
Homes by Gary Byker	1	800,000	800,000	800,000
DeHaan Homes	1	500,000	500,000	500,000
Lance DeYoung Building LLC	1	150,000	150,000	150,000
Brad Folkema	1	200,000	200,000	200,000
GDK Construction Co.	1	450,000	450,000	450,000
Grysen Builders LLC	1	140,000	140,000	140,000
Heritage Group	1	150,000	150,000	150,000
J & J Concepts, LLC	1	520,000	520,000	520,000
Lee Kuperus	1	313,000	313,000	313,000
Maple Valley Homes	1	450,000	450,000	450,000
Tom Montsma Builders	1	345,000	345,000	345,000
Curt Moran Builders Inc.	1	361,982	361,982	361,982
RDI Companies	1	240,000	240,000	240,000
Ridgeline Homes Inc.	1	430,000	430,000	430,000
JD Snip Builders, LLC	1	210,000	210,000	210,000
Tailored Building Systems	1	500,000	500,000	500,000
Jim Tibbe Homes	1	305,400	305,400	305,400
Andrew Ulberg	1	415,000	415,000	415,000

Ulberg Builder & Developer Inc.	1	200,000	200,000	200,000
White Birch Builders	1	450,000	450,000	450,000
TOTAL	50			

Chester		low	high	average
Homeowner	1	217,000	217,000	217,000
JDH Construction	1	200,000	200,000	200,000
TOTAL	2			

Coopersville		low	high	average
Sable Developing	1	195,000	195,000	195,000
TOTAL	1			

Crockery Township		low	high	average
Eastbrook Homes	11	138,000	253,000	182,273
Homeowner	4	80,000	247,413	152,353
Allen Edwin Homes	2	267,015	387,750	327,383
Robert Jacobs Construction	1	185,000	185,000	185,000
Michelle Tanner Homes	1	478,000	478,000	478,000
Troxel Custom Homes	1	1,335,700	1,335,700	1,335,700
CJ VanDyke Construction	1	223,527	223,527	223,527
TOTAL	21			

Ferrysburg		low	high	average
David C. Bos Homes	1	427,777	427,777	427,777
Timothy G. Fuller	1	340,000	340,000	340,000
Adam Haas Fine Homebuilding	1	200,000	200,000	200,000
Home Specialists LLC	1	623,260	623,260	623,260
Livingston Homes of West Michigan	1	280,000	280,000	280,000
Raha Builders LLC	1	140,000	140,000	140,000
Michelle Tanner Homes	1	220,000	220,000	220,000
TOTAL	7			

Georgetown		low	high	average
BCI Construction	37	118,950	150,000	139,930
Jim Tibbe Homes	22	179,350	343,000	240,118
Eastbrook Homes	17	172,000	286,000	219,941
Allen Edwin Homes	10	241,361	330,965	293,211
RDI Companies	9	230,000	2,600,000	545,556
T. Bosgraaf Homes	8	125,000	328,000	200,000
Brent DeYoung Builder Inc.	8	140,000	230,000	186,625
Schout Builders, Inc.	7	133,000	165,800	149,908
Homeowner	6	160,000	300,000	230,500
Interra Homes LLC	6	135,500	168,900	157,704
Eagle Creek Homes	5	161,000	277,000	216,600
North Cove Homes LLC	5	152,000	257,000	202,200
Boverhof Builders	4	195,000	300,000	256,438
Lee Dykema	3	270,000	550,000	363,333
Klynt Marcusse Construction	3	136,000	172,500	149,500
Miedema Builders of West MI	3	220,000	425,000	308,333
Lane Perrin	3	154,000	170,000	159,667
Celebrity Builders LLC	2	400,000	450,000	425,000
Grand Rapids Building Repair	2	265,000	265,000	265,000
Jack Katerberg	2	300,000	550,000	425,000
Pathway Homes	2	200,000	244,100	222,050
Tim Schollaart	2	340,000	350,000	345,000
Wade Schut Builder, Inc.	2	191,528	230,000	210,764
JD Snip Builders, LLC	2	180,000	185,000	182,500
VerWoert Construction	2	435,000	600,000	517,500
56 West Homes & Design	1	425,000	425,000	425,000
Ashby Builders	1	320,000	320,000	320,000
Jim Aukeman Builders Inc.	1	402,500	402,500	402,500
Aukeman Development	1	230,000	230,000	230,000
Austin Home Builders	1	300,000	300,000	300,000
Baumann Building, Inc.	1	153,000	153,000	153,000
Tim Bouma	1	145,000	145,000	145,000
Buffum Builders LLC	1	175,000	175,000	175,000
Homes by Gary Byker	1	515,000	515,000	515,000
Centennial Custom Builders	1	195,000	195,000	195,000
Crossen Construction	1	650,000	650,000	650,000
Bob Cole Custom Home LLC	1	283,312	283,312	283,312
Colonial Builders	1	550,000	550,000	550,000
Eagle Crest Homes	1	686,851	686,851	686,851
Foundation Homes	1	250,000	250,000	250,000
James Gifford	1	220,800	220,800	220,800

Doug Grysen	1	290,000	290,000	290,000
Hanenburg Builders	1	200,000	200,000	200,000
Larry Jingles	1	215,000	215,000	215,000
KBH Homes	1	192,400	192,400	192,400
Maaski Company, LLC	1	258,997	258,997	258,997
Maple Grove Homes	1	280,000	280,000	280,000
Todd Mulder	1	140,000	140,000	140,000
Muston Construction	1	324,000	324,000	324,000
Muusse Builders Inc.	1	160,000	160,000	160,000
DA Nyenhuis Inc.	1	290,000	290,000	290,000
RKM Homes & Renovations	1	267,000	267,000	267,000
Roc Construction LLC	1	200,000	200,000	200,000
Rock Builders	1	221,385	221,385	221,385
T.R.Y. Construction	1	285,000	285,000	285,000
Ron Taber	1	225,000	225,000	225,000
Tim VerStrate Custom Homes Inc.	1	600,000	600,000	600,000
Wagner Builders, Inc.	1	240,000	240,000	240,000
TOTAL	205			

Grand Haven City

		low	high	average
Galloway Custom Homes	1	780,000	780,000	780,000
Homeowner	1	300,000	300,000	300,000
Sytsma Construction LLC	1	850,000	850,000	850,000
TOTAL	3			

Grand Haven Township

		low	high	average
Eastbrook Homes	9	192,353	324,414	272,458
Redstone Homes	9	220,169	263,705	247,946
Jim Tibbe Homes	7	203,126	246,229	227,588
Allen Edwin Homes	5	220,356	279,679	252,251
Baumann Building, Inc.	5	220,281	345,040	286,610
Galloway Custom Homes	3	271,662	339,125	304,582
Homeowner	3	206,566	309,329	247,548
JD Snip Builders, LLC	3	177,798	231,729	208,025
Branch Construction	2	214,246	421,334	317,790
Kevin Gancarz	2	294,942	377,175	336,059
Livingston Homes of West Michigan	2	277,585	320,658	299,122
David C. Bos Homes	1	248,036	248,036	248,036
Boverhof Builders	1	359,236	359,236	359,236
Buitenhuis Building & Design	1	299,377	299,377	299,377
Corey Michael Burns	1	227,822	227,822	227,822
Bob Cole Custom Home LLC	1			
Duer Building & Design	1	220,315	220,315	220,315
Eagle Creek Homes	1	354,016	354,016	354,016
Gale Builders, Inc.	1	257,477	257,477	257,477
GDK Construction Co.	1	1,637,153	1,637,153	1,637,153
Insignia Homes	1	572,024	572,024	572,024
Lee Allen Homes	1	358,710	358,710	358,710
Curt Moran Builders Inc.	1	213,809	213,809	213,809
Overweg Builders	1	181,940	181,940	181,940
Bob TerHaar Builder	1	198,781	198,781	198,781
Tri-Cities Habitat for Humanity	1			
Robert Wagenmaker	1	329,889	329,889	329,889
TOTAL	66			

Holland City

		low	high	average
Allen Edwin Homes	4	199,970	299,886	246,953
Baumann Building, Inc.	3	102,765	152,240	133,568
T. Bosgraaf Homes	2	195,000	230,000	212,500
Homeowner	2	200,000	275,000	237,500
Lakeshore Habitat for Humanity	2	118,000	125,000	121,500
TerVoort Builders Inc.	2	160,000	225,000	192,500
Jeffrey Burke Remodeling	1	200,000	200,000	200,000
GDK Construction Co.	1	600,000	600,000	600,000
Jarzebowski Builders, Inc.	1	135,000	135,000	135,000
Lesperance Enterprises LLC	1	150,000	150,000	150,000
T2 Construction Management	1	390,000	390,000	390,000
VZ Construction LLC	1	160,000	160,000	160,000
TOTAL	21			

Holland Township

		low	high	average
Baumann Building, Inc.	20	115,320	332,770	192,621
Allen Edwin Homes	8	150,000	209,680	175,810
Eastbrook Homes	8	180,000	240,000	227,250
Meiste Homes	5	130,000	415,000	240,800
Homeowner	2	100,000	150,000	125,000

JD Snip Builders, LLC	2	100,000	100,000	100,000
Jeremy Lee Branderhorst	1	275,000	275,000	275,000
CreekStone Homes	1	150,000	150,000	150,000
Marlin Enterprises	1	121,508	121,508	121,508
Pine Creek Construction Inc.	1	200,000	200,000	200,000
Derek Lee Sjaarda	1	90,000	90,000	90,000
Kevin Spoelma Carpentry	1	315,000	315,000	315,000
Team Restoration	1	217,000	217,000	217,000
Ulberg Builder & Developer Inc.	1	115,000	115,000	115,000
TOTAL	53			

Hudsonville

		low	high	average
Aukeman Development	5	230,000	300,000	252,600
Homeowner	3	190,000	235,000	215,000
BDD Construction	1	133,000	133,000	133,000
Heartland Builders, LLC	1	311,000	311,000	311,000
TOTAL	10			

Jamestown

		low	high	average
Allen Edwin Homes	16	219,905	289,515	252,153
Eastbrook Homes	16	152,000	339,000	227,938
JD Snip Builders, LLC	7	238,000	370,000	308,857
Homeowner	3	200,000	300,000	250,000
T. Bosgraaf Homes	1	160,000	160,000	160,000
Boverhof Builders	1	260,750	260,750	260,750
Homes by Gary Byker	1	750,000	750,000	750,000
Dale Coulter	1	371,577	371,577	371,577
Design Build Concepts, Inc.	1	550,000	550,000	550,000
DK Homes, LLC	1	275,000	275,000	275,000
Engelsma Homes LLC	1	700,000	700,000	700,000
Spencer Haight	1	350,000	350,000	350,000
JMB Builders	1	390,000	390,000	390,000
Koetje Builders, Inc.	1	375,000	375,000	375,000
Klynt Marcusse Construction	1	225,000	225,000	225,000
Wade Schut Builder, Inc.	1	230,000	230,000	230,000
VNC Group LLC	1	260,000	260,000	260,000
Wagner Builders, Inc.	1	320,000	320,000	320,000
TOTAL	56			

Olive

		low	high	average
Darin Holman	4	135,000	218,900	158,475
Homeowner	3	180,000	250,000	211,667
Allen Edwin Homes	2	234,488	247,370	240,929
Tim Johnson	2	130,000	155,000	142,500
Ben Nichols Construction	2	150,000	150,000	150,000
David C. Bos Homes	1	489,524	489,524	489,524
BPS Builders, LLC	1	325,000	325,000	325,000
David Brower Builder Inc.	1	110,000	110,000	110,000
Dan Burrill	1	180,000	180,000	180,000
Harder Construction, LLC	1	282,000	282,000	282,000
Barry Haveman	1	300,000	300,000	300,000
Klynt Marcusse Construction	1	200,000	200,000	200,000
Dan Raak Builders	1	240,000	240,000	240,000
Homes by Tyler Inc.	1	160,000	160,000	160,000
Westra Construction	1	190,000	190,000	190,000
TOTAL	23			

Park

		low	high	average
Jim Tibbe Homes	8	180,580	262,300	212,810
T. Bosgraaf Homes	5	220,000	303,000	245,400
Baumann Building, Inc.	4	185,150	632,000	328,213
Homeowner	4	140,000	300,000	193,750
Meiste Homes	4	210,000	1,350,000	527,750
TerVoort Builders Inc.	4	185,000	370,000	241,250
Cottage Home Inc.	3	700,000	950,000	816,667
Insignia Homes	2	500,000	650,000	575,000
Lakeshore Habitat for Humanity	2	133,000	133,000	133,000
Bayside Construction Services, LLC	1	585,000	585,000	585,000
Scott Bouwkamp	1	750,000	750,000	750,000
Bouwkamp Builders	1	485,000	485,000	485,000
David Brower Builder Inc.	1	185,000	185,000	185,000
Celebrity Builders LLC	1	510,000	510,000	510,000
James A. Cook Builders Inc.	1	325,000	325,000	325,000
Wayne Dalman, Builder	1	160,000	160,000	160,000
Dimensions Kitchen	1	75,000	75,000	75,000
DVD Builders	1	599,000	599,000	599,000

Rick Groenhof	1	225,000	225,000	225,000
Curt Moran Builders Inc.	1	365,000	365,000	365,000
David Newhof Builder, LLC	1	180,000	180,000	180,000
Ottawa Area Intermediate Schools	1	300,000	300,000	300,000
Mike Schaap Builders Inc.	1	875,000	875,000	875,000
Paul Tejchma Construction	1	308,000	308,000	308,000
Troxel Custom Homes	1	694,421	694,421	694,421
TruBuilt Builders LLC	1	233,000	233,000	233,000
Zahn Builders Inc.	1	320,000	320,000	320,000

TOTAL 54

Polkton

		low	high	average
Homeowner	2	153,000	250,000	201,500
Ben Nichols Construction	2	200,000	300,000	250,000
Boverhof Builders	1	300,000	300,000	300,000
Countyline Construction Services LLC	1	195,000	195,000	195,000
Eastbrook Homes	1	226,000	226,000	226,000
Terry Forrester	1	225,000	225,000	225,000
Heartland Builders, LLC	1	375,000	375,000	375,000
Kevin Keegstra	1	244,000	244,000	244,000

TOTAL 10

Port Sheldon

		low	high	average
Allen Edwin Homes	11	195,905	298,000	246,536
Klynt Marcusse Construction	5	150,000	205,000	189,800
TerVoort Builders Inc.	2	175,000	241,000	208,000
David C. Bos Homes	1	221,000	221,000	221,000
Scott Bouwkamp	1	265,000	265,000	265,000
Barry Boyer	1	605,000	605,000	605,000
Dusendang Custom Homes	1	600,000	600,000	600,000
Galloway Custom Homes	1	332,000	332,000	332,000
Don Miles Builders	1	225,000	225,000	225,000
Petroelje Construction, Inc.	1	319,000	319,000	319,000
Plaggemars Construction	1	217,000	217,000	217,000
Mike Schaap Builders Inc.	1	650,000	650,000	650,000
Solomon Building Group	1	565,000	565,000	565,000
VanRhee Builders	1	230,000	230,000	230,000
Bob Walters Building	1	187,000	187,000	187,000
Zahn Builders Inc.	1	2,500,000	2,500,000	2,500,000

TOTAL 31

Robinson

		low	high	average
Homeowner	9	100,000	350,000	200,444
Paul Tejchma Construction	2	194,000	250,000	222,000
Ross Abraham	1	190,000	190,000	190,000
Allen Edwin Homes	1	189,000	189,000	189,000
Baumann Building, Inc.	1	300,000	300,000	300,000
Chary Construction, Inc.	1	173,000	173,000	173,000
DRS Builders LLC	1	80,000	80,000	80,000
Duer Building & Design	1	263,000	263,000	263,000
Barry Haveman	1	310,000	310,000	310,000
Ben Ipema	1	170,000	170,000	170,000
Tim Johnson	1	195,000	195,000	195,000
Mark Kidd	1	290,000	290,000	290,000
Klynt Marcusse Construction	1	205,000	205,000	205,000
Dwayne Potter	1	219,000	219,000	219,000
Smith Development Inc.	1	420,000	420,000	420,000
Vruggink & Son Excavating Inc.	1	200,000	200,000	200,000
Wildey Builders	1	150,000	150,000	150,000

TOTAL 26

Spring Lake Township

		low	high	average
David C. Bos Homes	10	168,385	556,500	373,184
Lee Allen Homes	3	280,000	450,000	348,417
Duer Building & Design	2	168,500	220,000	194,250
Homeowner	2	288,500	312,000	300,250
Ronald V. Stroup	2	180,106	185,648	182,877
T. Andy Stroup	2	203,000	520,000	361,500
Blue Water Custom Homes LLC	1	240,000	240,000	240,000
Branch Construction	1	180,000	180,000	180,000
DeHaan Homes	1	940,000	940,000	940,000
Dreamscapes Construction	1	193,000	193,000	193,000
Gale Builders, Inc.	1	485,000	485,000	485,000
Bill Monhollon Builders	1	475,000	475,000	475,000
Timmerman Homes & Properties	1	272,500	272,500	272,500
Nathan Vandermale	1	1,180,000	1,180,000	1,180,000

TOTAL 29

Tallmadge

		low	high	average
Dusendang Custom Homes	3	225,000	450,000	325,000
Homeowner	3	190,000	280,000	245,000
Don Miles Builders	3	200,000	273,000	234,333
Interra Homes LLC	2	168,900	182,850	175,875
JDH Construction	2	250,000	299,000	274,500
Curt Moran Builders Inc.	2	236,000	550,000	393,000
North Cove Homes LLC	2	261,040	306,303	283,672
VerWoert Construction	2	178,000	182,000	180,000
56 West Homes & Design	1	369,000	369,000	369,000
Allen Edwin Homes	1	255,275	255,275	255,275
Barber Construction	1	250,276	250,276	250,276
Blair Builders	1	284,000	284,000	284,000
Boverhof Builders	1	258,000	258,000	258,000
Wayne Busscher	1	220,000	220,000	220,000
Cnossen Construction	1	355,000	355,000	355,000
Sheldon DeKryger Builder, Inc.	1	200,000	200,000	200,000
VJ Dolci Construction	1	110,000	110,000	110,000
Eastbrook Homes	1	224,900	224,900	224,900
Engelsma Homes LLC	1	400,000	400,000	400,000
Brad Folkema	1	122,000	122,000	122,000
Tim Johnson	1	157,000	157,000	157,000
Kilgore Builders	1	380,000	380,000	380,000
Steve Overbeek	1	189,000	189,000	189,000
Roersma & Wum	1	352,000	352,000	352,000
Schultz Builders, LLC	1	330,000	330,000	330,000
Stone Ridge Homes of West	1	250,000	250,000	250,000
Craig VanDriel Builder LLC	1	255,000	255,000	255,000
Philip J. VanPopering	1	160,000	160,000	160,000
Joel Vink	1	310,000	310,000	310,000
Robert Whitman	1	215,000	215,000	215,000

TOTAL 41

Wright

		low	high	average
Homeowner	2	160,000	245,000	202,500
Kevin Keegstra	2	250,000	258,000	254,000
Ballantyne Builders, Inc.	1	250,000	250,000	250,000
Countyline Construction Services LLC	1	212,000	212,000	212,000
Dusendang Custom Homes	1	250,000	250,000	250,000
FED Corporation	1	140,000	140,000	140,000
JDH Construction	1	230,000	230,000	230,000
Tim Johnson	1	200,000	200,000	200,000
KBH Homes	1	225,000	225,000	225,000
Ken Kline	1	200,000	200,000	200,000
Sand Creek Construction Inc.	1	330,000	330,000	330,000
Blake Thomasma	1	280,000	280,000	280,000
Craig VanDriel Builder LLC	1	220,000	220,000	220,000

TOTAL 15

Zeeland City

		low	high	average
DeHaan Homes	1	199,900	199,900	199,900
Eastbrook Homes	1	232,000	232,000	232,000
Homeowner	1	140,000	140,000	140,000

TOTAL 3

Zeeland Township

		low	high	average
DeHaan Homes	5	149,900	199,900	183,940
Eastbrook Homes	4	172,000	235,000	192,500
Baumann Building, Inc.	3	155,000	190,710	169,785
Homeowner	3	140,000	300,000	195,000
Ace Builders	2	150,000	150,000	150,000
Steve Nelson	2	190,000	190,000	190,000
Scott Bouwkamp	1	250,000	250,000	250,000
Classic Home Construction	1	250,000	250,000	250,000
Countryside Builders	1	275,000	275,000	275,000
Creative Dimensions, Inc.	1	360,000	360,000	360,000
Steve Diekema	1	380,000	380,000	380,000
Dann Elzinga	1	175,000	175,000	175,000
Lunsford Builders	1	295,000	295,000	295,000
Maplewood Homes	1	218,524	218,524	218,524
Meiste Homes	1	290,000	290,000	290,000
Tim Schollaart	1	390,000	390,000	390,000
Stonewood Construction	1	160,000	160,000	160,000
Josh Ulberg	1	250,000	250,000	250,000

Brad VanDam	1	190,000	190,000	190,000
VerWoert Construction	1	265,000	265,000	265,000
Kurt Volbeda	1	220,000	220,000	220,000
TOTAL	34			

Van Buren County

South Haven City

		low	high	average
Homeowner	3	245,000	475,000	382,346
Don Hoyt	2	245,000	260,000	252,500
American Village Builders	1	387,516	387,516	387,516
Beyer Construction LLC	1	340,000	340,000	340,000
Cedar Crest Construction	1	230,000	230,000	230,000
Fernandez Builders	1	190,000	190,000	190,000
McNulty Construction	1	160,000	160,000	160,000
Thomas H. Morrison Group	1	280,000	280,000	280,000
Olson Brothers Co.	1	420,000	420,000	420,000
O'Sullivan Builders	1	600,000	600,000	600,000
Pine Creek Construction Inc.	1	233,810	233,810	233,810
Mike Schaap Builders Inc.	1	650,000	650,000	650,000
Homes by Tyler Inc.	1	150,000	150,000	150,000
TOTAL	16			

South Haven Township

		low	high	average
Homeowner	3	60,000	200,000	120,667
American Living Inc.	1	161,000	161,000	161,000
Tim Johnson	1	240,000	240,000	240,000
Pine Creek Construction Inc.	1	126,560	126,560	126,560
RHC Contracting LLC	1	205,000	205,000	205,000
TOTAL	7			

SINGLE FAMILY HOME STARTS BY CONSTRUCTION VALUE

Through the fourth quarter.

Allegan County

<i>Values (in thousands)</i>	Under 100	100 to 149	150 to 199	200 to 299	300 to 499	500 +
Douglas				7	5	1
Ganges	3			4	3	
Laketown			2	5	11	8
Saugatuck City		1		2	3	3
Saugatuck Township	2	1	1	7	9	5
County Totals	5	2	3	25	31	17
% of Total:	6.0%	2.4%	3.6%	30.1%	37.3%	20.5%

Berrien County

<i>Values (in thousands)</i>	Under 100	100 to 149	150 to 199	200 to 299	300 to 499	500 +
Benton	3			5	1	
Chikaming	1		2	3	4	3
Lake	1	1	2	1	2	
Lincoln	1	2	2	8	11	1
City of St. Joseph	1				3	3
St. Joseph Township	2	1	3		2	1
County Totals	9	4	9	17	23	8
% of Total:	12.9%	5.7%	12.9%	24.3%	32.9%	11.4%

Muskegon County

<i>Values (in thousands)</i>	Under 100	100 to 149	150 to 199	200 to 299	300 to 499	500 +
Casnovia Township				1		
Dalton Township	1	4	2	1		
Egelston Township	11	7	1			
Fruitland Township		2	2	7	3	
Fruitport Township			13	26	3	1
Fruitport Village			1		1	1
Laketon		1	1	3	1	
Montague			1			
Montague Township		1	2			
Moorland Township		1	1		1	
Muskegon City	1	1	9	3	1	
Muskegon Township	1	4	3			
Norton Shores	2	7	13	15	2	
Ravenna Township			1	1		
Village of Ravenna			3			
Sullivan				3	1	
County Totals	16	28	53	60	13	2
% of Total:	9.3%	16.3%	30.8%	34.9%	7.6%	1.2%

Ottawa County

<i>Values (in thousands)</i>	Under 100	100 to 149	150 to 199	200 to 299	300 to 499	500 +
Allendale	17	33	25	22	8	1
Blendon	2	5	13	14	12	4
Chester				2		
Coopersville			1			
Crockery Township	1	3	8	6	2	1
Ferrysburg		1		3	2	1
Georgetown		24	69	77	26	9
Grand Haven City					1	2
Grand Haven Township			4	41	16	2
Holland City		5	6	8	1	1
Holland Township	1	10	18	19	4	
Hudsonville		1	1	6	2	
Jamestown			6	36	11	4
Olive		5	7	8	3	
Park	1	3	10	17	10	13
Polkton			2	5	3	
Port Sheldon			5	19	2	5
Robinson	1	3	8	10	4	
Spring Lake Township			6	6	12	5
Tallmadge		2	8	20	10	1
Wright		1	1	12	1	
Zeeland City		1	1	1		
Zeeland Township		3	17	10	4	
County Totals	23	100	216	342	134	49
% of Total:	2.7%	11.6%	25.0%	39.6%	15.5%	5.7%

Van Buren County

<i>Values (in thousands)</i>	Under 100	100 to 149	150 to 199	200 to 299	300 to 499	500 +
South Haven City			3	6	5	2
South Haven Township	1	2	1	3		
County Totals	1	2	4	9	5	2
% of Total:	4.3%	8.7%	17.4%	39.1%	21.7%	8.7%

SINGLE FAMILY HOME STARTS BY SQUARE FOOTAGE

Through the fourth quarter.

Allegan County

<i>Square Footage</i>	Under 1200	1200 to 1799	1800 to 2399	2400 to 3000	3000 to 3999	4000 to 4999	5000 +
Douglas	1	1	6	3		1	
Ganges	2	2	2		1		
Laketown		4	4	7	5	2	3
Saugatuck City		2	2		2	1	
Saugatuck Township		2	1	5	2	1	2
COUNTY TOTALS	3	11	15	15	10	5	5
% of total:	4.7%	17.2%	23.4%	23.4%	15.6%	7.8%	7.8%

Berrien County

<i>Square Footage</i>	Under 1200	1200 to 1799	1800 to 2399	2400 to 3000	3000 to 3999	4000 to 4999	5000 +
Chikaming		2	1	1	1	1	1
Lincoln		7	7	5	2	1	1
City of St. Joseph				1			
St. Joseph Township		3	1				
COUNTY TOTALS		12	9	7	3	2	2
% of total:		34.3%	25.7%	20.0%	8.6%	5.7%	5.7%

Muskegon County

<i>Square Footage</i>	Under 1200	1200 to 1799	1800 to 2399	2400 to 3000	3000 to 3999	4000 to 4999	5000 +
Casnovia Township		1					
Dalton Township	1	4	1				
Egelston Township	7	6		1			
Fruitland Township	1	4	3	4	2		
Fruitport Township	1	13	16	2	2	1	
Fruitport Village		1			2		
Laketon		3	1				
Montague Township		2	1				
Moorland Township			1		1		
Muskegon City	1	1					
Muskegon Township	2	5					
Norton Shores	1						
Ravenna Township		1	1				
Village of Ravenna		2	1				
Sullivan		1	2		1		
COUNTY TOTALS	14	44	27	7	8	1	
% of total:	13.9%	43.6%	26.7%	6.9%	7.9%	1.0%	

Ottawa County

	<i>Square Footage</i>						
	Under 1200	1200 to 1799	1800 to 2399	2400 to 3000	3000 to 3999	4000 to 4999	5000 +
Allendale	2	56	32	6	8	2	
Blendon	2	14	8	11	7	6	2
Chester			1	1			
Coopersville			1				
Crockery Township			2	1			
Ferrysburg			2	1	2		
Georgetown	1	47	85	37	23	9	2
Grand Haven City							1
Holland City		1					
Hudsonville		3		5	2		
Jamestown		7	20	14	11	2	3
Olive	3	9	6	1	2	2	
Park	1	8	4	4	1		2
Polkton		1	3	5	1		
Port Sheldon			1		1		
Robinson	1	11	6	3	4		
Spring Lake Township		7	5	2	8	5	1
Tallmadge		13	6	12	8	1	1
Wright		3	6	2	3	1	
Zeeland Township		1			1		
COUNTY TOTALS	10	181	188	105	82	28	12
% of total:	1.7%	29.9%	31.0%	17.3%	13.5%	4.6%	2.0%

Van Buren County

	<i>Square Footage</i>						
	Under 1200	1200 to 1799	1800 to 2399	2400 to 3000	3000 to 3999	4000 to 4999	5000 +
South Haven Township		4					
COUNTY TOTALS		4					
% of total:		100.0%					

SINGLE FAMILY HOME SQUARE FOOTAGE AVERAGE BY COUNTY

	2015	2014	2013	2012	2011
Muskegon	1870	2102	1845	2061	1899
Ottawa	2377	2410	2360	2301	2250

AVERAGE SQUARE FOOTAGE PER JURISDICTION

Average Square Footage for Single Family homes. Information in some jurisdictions is from a limited sample and will be less reliable than large samples.

Average finished Total
square footage listed
on building permits sample

Allegan County

Saugatuck Township	3516	13
Laketown	3111	25
Saugatuck City	2593	7
Douglas	2283	12
Ganges	1796	7

Berrien County

Chikaming	3096	7
City of St. Joseph	2404	1
Lincoln	2402	23
St. Joseph Township	1541	4

Muskegon County

Moorland Township	3003	2
Fruitport Village	2852	3
Sullivan	2253	4
Fruitland Township	2220	14
Fruitport Township	2025	35
Ravenna Township	1929	2
Laketon	1690	4
Village of Ravenna	1604	3
Montague Township	1566	3
Dalton Township	1478	6
Casnovia Township	1420	1
Egelston Township	1404	14
Muskegon Township	1373	7
Muskegon City	1210	2
Norton Shores	1188	1

Ottawa County

Grand Haven City	5476	1
Jamestown	3019	57
Spring Lake Township	2894	28
Port Sheldon	2885	2
Ferrysburg	2768	5
Blendon	2596	50
Tallmadge	2540	41
Hudsonville	2533	10
Polkton	2472	10
Wright	2438	15
Zeeland Township	2349	2
Chester	2334	2
Park	2327	20
Georgetown	2315	204
Coopersville	2237	1
Crockery Township	2228	3
Robinson	2100	25
Olive	2035	23
Allendale	1926	106
Holland City	1446	1

Van Buren County

South Haven Township	1631	4
----------------------	------	---

MULTI FAMILY STARTS Through the fourth quarter.

Apartments

Berrien County

City of St. Joseph

Homeowner

3425 Lake Shore Dr.

units

4967 Pierce J#10

4967 Pierce K#11

4967 Pierce L#12

4967 Pierce M#13

24

24

12

12

Total Units for Jurisdiction

394

Total Units for Jurisdiction

92

Total Units for County

92

Zeeland City

T2 Construction Management

244 East Main Ave.

3

Total Units for Jurisdiction

3

Total Units for County

397

Muskegon County

Muskegon City

James Williams

816 Marquette Ave.

units

4

Total Units for Jurisdiction

4

Total Units for County

4

Condominiums

Allegan County

units

Douglas

BDR Custom Homes

160 Garden Terrace

5

Total Units for Jurisdiction

5

Total Units for County

5

Berrien County

units

St. Joseph Township

Jerry Kelly

2562, 66 Holiday House

2

2583, 89 Holiday House

2

Total Units for Jurisdiction

4

Total Units for County

4

Muskegon County

units

Norton Shores

Ronald V. Stroup

5585, 89 Sandalwood Ct.

2

5662, 66 West Sandalwood Circle

2

898, 904 South Sandalwood Circle

2

912, 18 South Sandalwood Circle

2

Total Units for Jurisdiction

8

Total Units for County

8

Ottawa County

units

Allendale

Eastbrook Homes

11443, 45 Wake

2

Jim Tibbe Homes

11524, 26 Willmington

2

7410, 12 Watermark Dr.

2

7555, 57 Watermark

2

Total Units for Jurisdiction

8

Blendon

Jim Tibbe Homes

4864, 66, 68 Chatsworth

3

Total Units for Jurisdiction

3

Coopersville

Kevin Keegstra

620, 22 East St.

2

632, 34 East St.

2

Total Units for Jurisdiction

4

Crockery Township

Eastbrook Homes

16991, 17001 Pickett Lane

2

Total Units for Jurisdiction

2

Ottawa County

units

Allendale

Grand Valley Associates LLC

4926 Becker Rd. Unit F

3

4926 Becker Rd. Unit G

3

4926 Becker Rd. Unit H

3

4926 Becker Rd. Unit I

3

4926 Becker Rd. Unit J

3

4926 Becker Rd. Unit K

3

4926 Becker Rd. Unit L

3

4926 Becker Rd. Unit M

3

4926 Becker Rd. Unit N

3

4926 Becker Rd. Unit O

3

4926 Becker Rd. Unit P

3

4926 Becker Rd. Unit Q

3

4926 Becker Rd. Unit R

3

Johnson Newhof & Associates

5399 Pierce St.

10

5399 Pierce St., Building B

11

Mark Kidd

4820 Allen Park, building A

6

4820 Allen Park, building B

6

4820 Allen Park, building C

4

Orion Construction, Inc.

5050 Pierce G

14

5050 Pierce H

14

5050 Pierce I

14

5050 Pierce J

17

Rohde Construction Co.

10445 48th Ave., Bldg. A

6

10445 48th Ave., Bldg. C

8

10445 48th Ave., Bldg. D

10

10445 48th Ave., Bldg. E

11

Wolverine Building Group

These were cancelled in 2014 and reissued in 2015

4967 Pierce A#1

8

4967 Pierce B#2

24

4967 Pierce C#3

24

4967 Pierce D#4

12

4967 Pierce E#5

24

4967 Pierce F#6

12

4967 Pierce G#7

12

4967 Pierce H#8

24

4967 Pierce I#9

12

Ferrysburg

Doug Geerlings Builders LLC	
16210, 20 Shoreview Dr.	2
16495, 97 Woodvale Blvd.	2
<i>Total Units for Jurisdiction</i>	4

Georgetown

T. Bosgraaf Homes	
3735, 37 Black Star Cove	2
3743, 47 Black Star Cove	2
Lee Dykema	
6486, 90 Andre's Crossing	2
6501, 05 Andre's Crossing	2
6540, 44 Andre's Crossing	2
Eastbrook Homes	
3244, 46 Braeburn Ct.	2
8861, 63 Braeburn Ct.	2
Koetje Builders, Inc.	
4216 Cottage Trail	2
4219, 23 Cottage Trail	2
4234, 38 Cottage Trail	2
4345, 49 Cottage Trail	2
4363, 67 Cottage Trail	2
5119, 21 Bungalow Ct.	2
5133, 37 Bungalow Ct.	2
<i>Total Units for Jurisdiction</i>	28

Grand Haven Township

Eastbrook Homes	
14065, 73 Landon Lane	2
14082, 90 Landon Lane	2
14087, 95 Landon Lane	2
15221, 29 Rachel Ct.	2
<i>Total Units for Jurisdiction</i>	8

Holland City

BDR Custom Homes	
369-81 Macatawa Park	8
T. Bosgraaf Homes	
148 River Ave.	4
Covenant Developments LLC	
1173, 75, 77, 79 Waterwalk Dr.	4
1192, 94, 98, 1200 Waterwalk Dr.	4
1202, 04, 10, 12 Waterwalk Dr.	4
1205, 07 Waterwalk Dr.	2
1213, 17 Waterwalk Dr.	2
1213, 17, 19, 21 Riverview Dr.	4
1213, 17, 19, 21 Riverview Dr. A	4
1220, 22, 28, 30 Waterwalk Dr.	4
<i>Total Units for Jurisdiction</i>	40

Holland Township

Brian Cook Builder	
118, 20, 22, 24 Gamet Dr.	4
Cornerstone Building & Maintenance LLC	
4439, 41 136th Ave.	2
Steve Diekema	
2487, 91, 95 Sawtooth Ct.	3
2488, 92 Sawtooth Ct.	2
2504, 08 Sawtooth Ct.	2
2545, 49 Nuttall Ct.	2
2561, 65 Nuttall Ct.	2
2577, 81 Nuttall Ct.	2
2578, 82 Nuttall Ct.	2
Eastbrook Homes	

14047, 49 Cottage Grove Ct.	2
14065, 67 Cottage Grove Ct.	2
4666, 68 Macatawa Legends Blvd.	2
4736, 38 Macatawa Legends Blvd.	2
4737, 39 Macatawa Legends Blvd.	2

Jeffery Scott Jacobs	
1667, 69 96th Ave.	2
Klynt Marcusse Construction	
3366, 68 Thornberry Ct.	2
Overweg Building & Design	
3949 Quincy Meadows Ct.	2
T2 Construction Management	
11371, 75 South Lake Dr.	2
11452, 56, 60 South Lake Dr.	3
11511, 15 South Lake Dr.	2
11538, 42 South Lake Dr.	2
11541, 45 South Lake Dr.	2
11548, 52 South Lake Dr.	2
11555, 59 South Lake Dr.	2
Triangle Associates	
10126, 28 Prairie Grass Dr.	2
10133, 35 Prairie Grass Dr.	2
10134, 36 Prairie Grass Dr.	2
<i>Total Units for Jurisdiction</i>	58

Tallmadge

VerWoert Construction	
270, 78 Aleigha Ct.	2
280, 88 Aleigha Ct.	2
<i>Total Units for Jurisdiction</i>	4

Zeeland Township

Ace Builders	
7154, 60 Copper Ridge Ct.	2
Eastbrook Homes	
2825 Red Bud	2
<i>Total Units for Jurisdiction</i>	4
<i>Total Units for County</i>	163

Duplexes**Muskegon County** units

Fruitport Township	
Branch Construction	
1955, 73 Eastwind	2
1964, 78 Eastwind	2
<i>Total Units for Jurisdiction</i>	4
<i>Total Units for County</i>	4

Ottawa County units

Allendale	
Scott Dekkenga	
5386 Pierce St. A	2
5386 Pierce St. V	2
Scott Dekkinga	
5386 Pierce	2
5386 Pierce St.	2
<i>Total Units for Jurisdiction</i>	8

Holland City

Terpstra Custom Homes Inc.	
284, 86 East 18th St.	2
290, 92 East 18th St.	2
296, 98 East 18th St.	2
<i>Total Units for Jurisdiction</i>	6
<i>Total Units for County</i>	14

REMODELS AND ADDITIONS

selected permits valued over approximately \$40,000

Allegan County

Douglas

BDR Custom Homes 558 Artisan Row	\$50,000
Haver Fine Homes 41 Spring St.	\$186,000

Total Value for Jurisdiction \$236,000

Ganges

Homeowner 1223 Beech Dr.	\$50,000
-----------------------------	----------

Total Value for Jurisdiction \$50,000

Saugatuck City

Custom Carpentry 929 Park St.	\$75,000
DeFrell Builders, Inc. 700 Manchester	\$157,000
Randal Strong 143 Park St.	\$165,000

Total Value for Jurisdiction \$397,000

Saugatuck Township

Darpel & Assoc. Builders, Inc. 2557 Lakeshore Dr.	\$165,000
--	-----------

Total Value for Jurisdiction \$165,000

Total Value for County \$848,000

Berrien County

Benton

BDR Custom Homes 256 Northbridge Ct.	\$50,000
EBA Construction 220 Higman Park	\$65,000

Total Value for Jurisdiction \$115,000

City of St. Joseph

Dunes Development LLC 2705 Highland Ct.	\$90,000
Mike King Construction 2831 Lake Shore Dr.	\$75,000

Total Value for Jurisdiction \$165,000

St. Joseph Township

Donaldson Building Services 3475 Bluegrass Way	\$75,000
Fannin Construction 3382 Washington Ave.	\$80,000

Total Value for Jurisdiction \$155,000

Total Value for County \$435,000

Muskegon County

Fruitport Township

Renovations by Gary Katt 6444 Wilson	\$83,200
---	----------

Total Value for Jurisdiction \$83,200

Fruitport Village

Homeowner 3529 Pontaluna	\$128,800
-----------------------------	-----------

Total Value for Jurisdiction \$128,800

Montague

Tom Buckley 7968 Old Channel Trail	\$69,800
---------------------------------------	----------

Total Value for Jurisdiction \$69,800

Montague Township

MDH Construction 10795 Sikkenga Rd.	\$137,750
--	-----------

Total Value for Jurisdiction \$137,750

Muskegon City

AmeriPro Restoration LLC 2334 Park Dr.	\$169,121
JBD Builders LLC 1466 West Harbour Towne Circle	\$50,000

Total Value for Jurisdiction \$219,121

Muskegon Township

AmeriPro Restoration LLC 1979 Riegler Rd.	\$134,361
James A. Cook Builders Inc. 6360 Silver Lake Dr.	\$58,000

Total Value for Jurisdiction \$192,361

Norton Shores

Portside Builders 305 East Pontaluna Rd.	\$352,000
Mike Schaap Builders Inc. 1625 Sunset Point Dr.	\$200,000
True Value Home Pro LLC 1692 West Norton Ave.	\$55,000

Total Value for Jurisdiction \$607,000

Total Value for County \$1,438,032

Ottawa County

Allendale

Craig VanDriel Builder LLC 7878 Buchanan	\$50,000
---	----------

Total Value for Jurisdiction \$50,000

Chester

Construction Services of West Michigan 105 Harding St.	\$85,000
---	----------

Total Value for Jurisdiction \$85,000

Coopersville

Blair Builders 356 Henry St.	\$80,000
---------------------------------	----------

Total Value for Jurisdiction \$80,000

Crockery Township

Homeowner 11655 Arthur St.	\$100,000
15416 144th Ave.	\$70,000

Total Value for Jurisdiction \$170,000

Ferrysburg

Thomas L. Wenger 16950 Landing Dr.	\$128,000
---------------------------------------	-----------

Total Value for Jurisdiction \$128,000

Georgetown

Construction Services of West Michigan 7773 Pintail Lane	\$85,332
Keegstra Builders 6824 Belhurst	\$134,000
Conrad VanderWerf 1794 Broadview	\$55,000
Total Value for Jurisdiction	\$274,332

Grand Haven City

David C. Bos Homes 19935 North Shore Dr.	\$683,226
Bosgraaf Company 2 Edward Ave.	\$180,000
David DAS Builders LLC 1016 South Harbor Dr.	\$80,000
JAVO Construction 99 Poplar Ridge	\$120,000
Dan Vos Construction Company 112 Washington Ave.	\$154,000
Total Value for Jurisdiction	\$1,217,226

Holland City

BDR Custom Homes 367 Macatawa Park	\$800,000
JPD Construction, LLC 753 South Shore Dr.	\$850,000
VanEck Construction Inc. 152 East 34th St.	\$120,000
Keith Wyngarden 566 Elm Dr.	\$51,251
Total Value for Jurisdiction	\$1,821,251

Holland Township

Grassmid Builders 9901 Quincy St.	\$175,000
Daniel J. Ralya, Builder 488 Orchard Hill	\$60,000
Tilton Enterprises, LLC 504 West Lakewood Blvd.	\$85,000
Total Value for Jurisdiction	\$320,000

Hudsonville

Kyle Smoes 5755 Elm	\$85,000
Total Value for Jurisdiction	\$85,000

Jamestown

Homeowner 2725 40th Ave.	\$180,000
Total Value for Jurisdiction	\$180,000

Park

DAR Development, Inc. 1526 Waukazoo Dr.	\$150,000
DVD Builders 765 Spyglass Hill	\$100,000
Bruce Heys Builders, Inc. 1986 Lake St.	\$270,000
Homeowner 1375 Waukazoo Dr.	\$60,000
Nelson Builders Inc. 282 Dyken Ave.	\$120,000
Mike Schaap Builders Inc. 1575 South Shore Dr.	\$250,000
767 Spyglass Hill	\$175,000

Jeff Scholten Builder LLC 2451 Emma St.	\$59,930
Timberstone Builders 2441 North Lakeshore Dr.	\$81,000
Total Value for Jurisdiction	\$1,265,930

Port Sheldon

Bill Monhollon Builders 17213 Lake Ave.	\$250,000
VanderMeulen Builders, Inc. 17299 Stanton St.	\$70,000
Total Value for Jurisdiction	\$320,000

Robinson

Ben Ipema 14458 Ipema Ave.	\$78,000
Total Value for Jurisdiction	\$78,000

Spring Lake Township

A-Team Construction 18063 Lovell Park	\$101,250
Construction Services of West Michigan 15897 Leonard	\$70,000
Pushaw Builders, LLC 19139 Hoffmaster Dr.	\$55,000
Total Value for Jurisdiction	\$226,250

Tallmadge

Homeowner 13531 48th	\$120,000
Total Value for Jurisdiction	\$120,000

Wright

Homeowner 14720 48th Ave.	\$50,000
Total Value for Jurisdiction	\$50,000

Total Value for County \$6,470,989**Van Buren County****South Haven City**

O'Sullivan Builders 556 Michigan Ave.	\$80,000
V & A Custom Construction 838 Conger St.	\$80,000
Total Value for Jurisdiction	\$160,000
Total Value for County	\$160,000

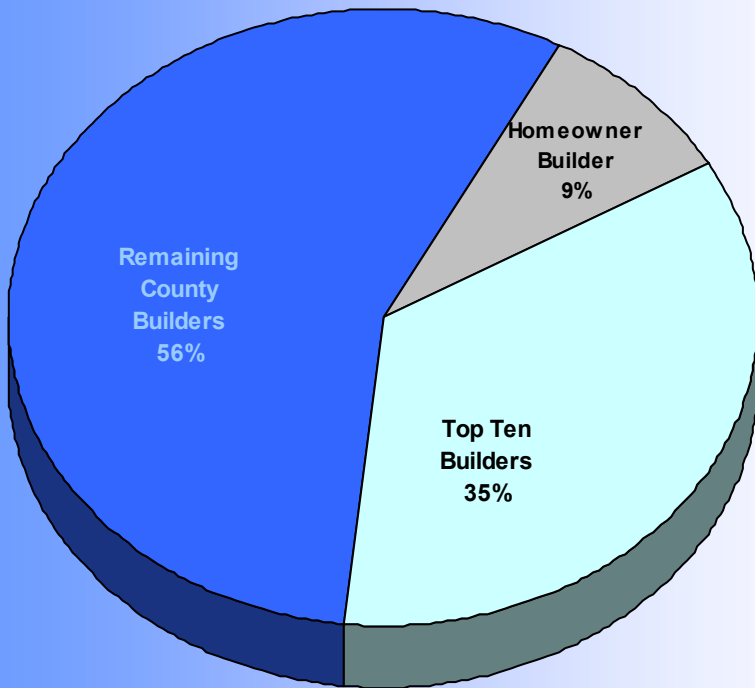
SECTION III

BUILDER INFORMATION

TOP TEN BUILDERS

Lakeshore Area

Through the 4th Quarter



2015

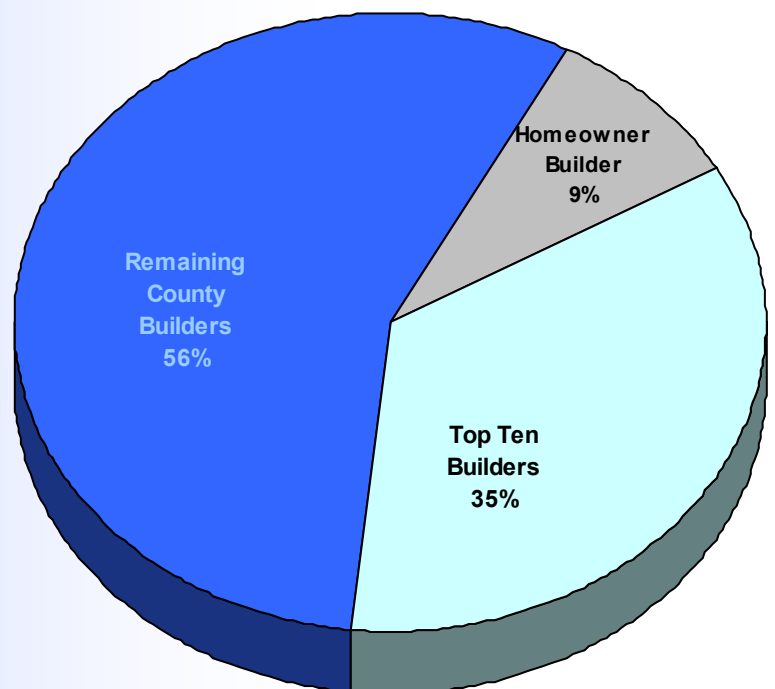
	starts	%
Allen Edwin Homes	108	8.9
Eastbrook Homes	85	7.0
Baumann Building, Inc.	51	4.2
Jim Tibbe Homes	47	3.9
BCI Construction	37	3.0
Grand Valley Associates LLC	24	2.0
Curt Moran Builders Inc.	20	1.6
David C. Bos Homes	19	1.6
T. Bosgraaf Homes	17	1.4
Triple R Construction, LLC	15	1.2
JD Snip Builders, LLC	15	1.2

106 Homeowner Builders are not used in the list.
Ties for 10th show, but only ten numbers are used for builder %

Through the 4th Quarter

2014

	Starts	%
Eastbrook Homes	90	8.6
Jim Tibbe Homes	69	6.6
Allen Edwin Co.	55	5.3
Baumann Building, Inc.	50	4.8
BCI Construction	29	2.8
JD Snip Builders, LLC	20	1.9
RDI Companies	18	1.7
T. Bosgraaf Homes	14	1.3
Redstone Homes	12	1.1
Ronald V. Stroup	10	1.0
Meiste Homes	10	1.0



90 Homeowner Builders are not used in the list*
Ties for 10th show, but only ten numbers are used for builder %

BUILDER RANKING LIST

YTD Totals. Single family home starts for this report area.

Allen Edwin Homes	108	Scott Bouwkamp	3	T. Andy Stroup	2
Homeowner	106	David Brower Builder Inc.	3	Tipton Construction	2
Eastbrook Homes	85	Homes by Gary Byker	3	Troxel Custom Homes	2
Baumann Building, Inc.	51	Cnossen Construction	3	Homes by Tyler Inc.	2
Jim Tibbe Homes	47	Lance DeYoung	3	Andrew Ulberg	2
BCI Construction	37	Lee Dykema	3	Craig VanDriel Builder LLC	2
Grand Valley Associates LLC	24	Fremont Homes, Inc.	3	Zielke Homes & Improvement	2
Curt Moran Builders Inc.	20	Gale Builders, Inc.	3	42 North Custom Homes	1
David C. Bos Homes	19	GDK Construction Co.	3	Ross Abraham	1
T. Bosgraaf Homes	17	Insignia Homes	3	Allen Home Builders, Inc.	1
JD Snip Builders, LLC	15	Kevin Keegstra	3	American Village Builders	1
Triple R Construction, LLC	15	Jacob Kooyer	3	Artwork Construction	1
Klynt Marcusse Construction	13	Legacy Homes	3	Ashby Builders	1
Meiste Homes	13	Maplewood Homes	3	Jim Aukeman Builders Inc.	1
Branch Construction	12	Miedema Builders of West MI	3	Austin Home Builders	1
Ulberg Builder & Developer Inc.	11	Lane Perrin	3	B & K Builders	1
Brent DeYoung Builder Inc.	10	Pine Creek Construction Inc.	3	Ballantyne Builders, Inc.	1
MGK Signature Homes	10	Tim Schollaart	3	Barber Construction	1
RDI Companies	10	Wade Schut Builder, Inc.	3	Bayside Construction Services, LLC	1
DeHaan Homes	9	Paul Tejchma Construction	3	BDD Construction	1
Interra Homes LLC	9	Timberidge Enterprises	3	BDR Custom Homes	1
Redstone Homes	9	56 West Homes & Design	2	Becker & Sanders, LLC	1
TerVoort Builders Inc.	9	Ace Builders	2	Benson Construction	1
Boverhof Builders	8	American Living Inc.	2	Beyer Construction LLC	1
Galloway Custom Homes	8	Best Builders	2	Pete Bierd	1
Tim Johnson	8	WR Birkey & Associates Inc.	2	John Fredrick Bisard II	1
North Cove Homes LLC	8	Celebrity Builders LLC	2	Black River Builders	1
Duer Building & Design	7	Bob Cole Custom Home LLC	2	Blair Builders	1
Rod Obbink Builders Inc.	7	James A. Cook Builders Inc.	2	Blaukamp Builders Inc.	1
Schout Builders, Inc.	7	Countryside Builders	2	Blue Water Custom Homes LLC	1
Aukeman Development	6	Countyline Construction Services LLC	2	Bode Builders, Inc.	1
Eagle Creek Homes	6	DRS Builders LLC	2	Boorsma Builders	1
Fenner Homes	6	Engelsma Homes LLC	2	Tim Bouma	1
Powell Construction Services, LLC	6	Brad Folkema	2	Bouwkamp Builders	1
Smith Development Inc.	6	Kevin Gancarz	2	Logan Bouwman	1
VerWoert Construction	6	Jeff Glashower Builder Inc.	2	Barry Boyer	1
Samuel T. Wakefield Custom Builders	6	Tom Gold Construction	2	BPS Builders, LLC	1
Dusendang Custom Homes	5	Grand Rapids Building Repair	2	Jeremy Lee Branderhorst	1
Heritage Building Group LLC	5	Harbor Habitat for Humanity	2	John Brush Builders	1
Property Owner	5	Kent Hardin	2	Buffum Builders LLC	1
Wagner Builders, Inc.	5	Barry Haveman	2	Buitenhuis Building & Design	1
Cottage Home Inc.	4	Heartland Builders, LLC	2	Jeffrey Burke Remodeling Contractors	1
Darin Holman	4	Don Hoyt	2	Corey Michael Burns	1
JDH Construction	4	Jack Katerberg	2	Dan Burrill	1
JPD Construction, LLC	4	KBH Homes	2	Wayne Busscher	1
Lakeshore Habitat for Humanity Inc.	4	Timothy McCarthy	2	Busscher Builders, Inc.	1
Lee Allen Homes	4	Mickelson Construction	2	Caron Custom Homes	1
Livingston Homes of West Michigan	4	Miedema General Contractors	2	WH Carson & Associates	1
Don Miles Builders	4	Steve Nelson	2	Rod Castenholz	1
Bill Monhollon Builders	4	Nicholson Custom Home Building, LLC	2	Cedar Crest Construction	1
Patrick Murphy Homes	4	Noack Construction LLC	2	Celebrity Builders LLC	1
Ben Nichols Construction	4	Pathway Homes	2	Centennial Custom Builders	1
Dan Raak Builders	4	Place Builders	2	Center Line Construction LLC	1
Mike Schaap Builders Inc.	4	Dave Prusa Construction	2	Chary Construction, Inc.	1
Ronald V. Stroup	4	Raha Builders LLC	2	Christie Custom Builders	1
Michelle Tanner Homes	4	Douglas Ream Construction	2	Classic Home Construction	1
Zahn Builders Inc.	4	Sable Developing	2	Colonial Builders	1

Brian Cook Builder	1	JBD Builders LLC	1	Rock Builders	1
Cornerstone Building & Maintenance LLC	1	Larry Jingles	1	Roersma & Wurn	1
Brad Couch Builders	1	JMB Builders	1	Sand Creek Construction Inc.	1
Dale Coulter	1	Kenneth R. Johnson	1	Schmidke Construction & Contracting	1
Covenant Construction Co.	1	RH Johnson Builders Inc.	1	Schultz Builders, LLC	1
Creative Dimensions, Inc.	1	Ross Kalman	1	Shoreline Development Co.	1
CreekStone Homes	1	Mark Kenyon	1	Signature Homes	1
Wayne Dalman, Builder	1	Mark Kidd	1	Louis Sikora Builders	1
Sheldon DeKryger Builder, Inc.	1	Kilgore Builders	1	Derek Lee Sjaarda	1
DeRose Builders	1	Ken Kline	1	Gary D. Smith Builder Inc.	1
Design Build Concepts, Inc.	1	Kline Construction	1	Solomon Building Group	1
Lance DeYoung Building LLC	1	Koetje Builders, Inc.	1	Kevin Spoelma Carpentry	1
Steve Diekema	1	Ron Kucharzyk	1	Stone Ridge Homes of West Michigan	1
Diephuis Builders	1	Lee Kuperus	1	Stone's Throw Builders	1
Dimensions Kitchen	1	Brian S. Kwekel	1	Stonewood Construction	1
DK Homes, LLC	1	Bruce LaBaumbard	1	Nick Strieder	1
VJ Dolci Construction	1	Lake Home Builders	1	Sytsma Construction LLC	1
Dreamscapes Construction	1	Lakeshore Enterprises	1	T.R.Y. Construction	1
DVD Builders	1	Lakeshore Signature Homes	1	T2 Construction Management	1
Eagle Crest Homes	1	Leatherman Builders	1	Ron Taber	1
Eastwood Custom Homes	1	Daniel Lee	1	Tailored Building Systems	1
Martin R. Ecker	1	Lesperance Enterprises LLC	1	Team Restoration	1
Mark Edwards	1	Lunsford Builders	1	Bob TerHaar Builder	1
Dann Elzinga	1	Maaski Company, LLC	1	Blake Thomasma	1
Elzinga & Volkers, Inc.	1	Randy Majewski	1	Mike Thompson Home Improvement	1
Epic Builders	1	Maple Grove Homes	1	Kris Thorsen Builders, Inc.	1
Falcon Custom Homes Inc.	1	Maple Valley Homes	1	Thurkettle Construction	1
FED Corporation	1	Roger Marcy Builders	1	Timmerman Homes & Properties LLC	1
Fernandez Builders	1	Marlin Enterprises	1	TK Builders of Southwestern Michigan, Inc.	1
Terry Forrester	1	McConomy Construction	1	Tri-Cities Habitat for Humanity	1
Foundation Homes	1	McKellips Construction	1	TruBuilt Builders LLC	1
Timothy G. Fuller	1	McNulty Construction	1	True Builders, LLC	1
James Gifford	1	Tom Montsma Builders	1	Josh Ulberg	1
Glacier Construction LLC	1	Thomas H. Morrison Group	1	Brad VanDam	1
Gordon's Custom Construction	1	TH Morrison Group LLC	1	VanderLee Construction LLC	1
GREENSpan Construction	1	Todd Mulder	1	VanderLeek Builders, Inc.	1
Rick Groenhof	1	Muskegon County Habitat for Humanity	1	Nathan Vandermale	1
Doug Grysen	1	Muston Construction	1	CJ VanDyke Construction	1
Grysen Builders LLC	1	Muusse Builders Inc.	1	Philip J. VanPopering	1
Gulker Construction LLC	1	Nelson Builders Inc.	1	VanRhee Builders	1
Adam Haas Fine Homebuilding	1	New Urban Home Builders, LLC	1	Tim VerStrate Custom Homes Inc.	1
Jeffrey Haase	1	David Newhof Builder, LLC	1	Todd P. Viereck	1
Spencer Haight	1	DA Nyenhuis Inc.	1	oel Vink	1
Hanenburg Builders	1	Olsen Builders	1	VNC Group LLC	1
Harder Construction, LLC	1	Olson Brothers Co.	1	Kurt Volbeda	1
Michael P. Harris	1	O'Sullivan Builders	1	Josh Vrugink	1
Haver Fine Homes	1	Carroll Ott	1	Vrugink & Son Excavating Inc.	1
J. Havermans Construction Inc.	1	Ottawa Area Intermediate Schools	1	VZ Construction LLC	1
Heritage Group	1	Thomas Oudsema	1	Robert Wagenmaker	1
David Hoffman Construction	1	Steve Overbeek	1	Bob Walters Building	1
Holden Construction	1	Overweg Builders	1	Weatherbee Homes Inc.	1
Ed Holstege	1	J. Peterson Homes	1	Westra Construction	1
Home Specialists LLC	1	William John Petroelje	1	White Birch Builders	1
Homes by Carpenters	1	Petroelje Construction, Inc.	1	Whiteman Construction	1
The Hope Builders Group, Inc.	1	John Piotrowski	1	Robert Whitman	1
Integrity Builders	1	Plaggemars Construction	1	Wildey Builders	1
Ben Ipema	1	Dwayne Potter	1	Skip Williams	1
J & J Concepts, LLC	1	RHC Contracting LLC	1	Williams Buildings	1
Robert Jackson Construction	1	Ridgeline Homes Inc.	1	Winberg Construction, Inc.	1
Robert Jacobs Construction	1	RKM Homes & Renovations	1	Woody's Custom Homes	1
Jarzembowski Builders, Inc.	1	Roc Construction LLC	1	Number of builders	353

BUILDER STARTS COMPARED TO PRIOR YEAR

	This year	Last year	Change			
Interra Homes LLC	9	1	800.00%	Winberg Construction, Inc.	1	0.00%
Eagle Creek Homes	6	1	500.00%	Skip Williams	1	0.00%
Dusendang Custom Homes	5	1	400.00%	Buitenhuis Building & Design	1	0.00%
Paul Tejchma Construction	3	1	200.00%	Jeffrey Burke Remodeling Contractors	1	0.00%
David Brower Builder Inc.	3	1	200.00%	Robert Whitman	1	0.00%
Wade Schut Builder, Inc.	3	1	200.00%	Busscher Builders, Inc.	1	0.00%
TerVoort Builders Inc.	9	3	200.00%	WH Carson & Associates	1	0.00%
VerWoert Construction	6	2	200.00%	56 West Homes & Design	2	0.00%
DeHaan Homes	9	3	200.00%	Thurkettle Construction	1	0.00%
Triple R Construction, LLC	15	5	200.00%	Crossen Construction	3	0.00%
North Cove Homes LLC	8	3	166.67%	Blake Thomasma	1	0.00%
Grand Valley Associates LLC	24	9	166.67%	VanderLeek Builders, Inc.	1	0.00%
Duer Building & Design	7	3	133.33%	Blue Water Custom Homes LLC	1	0.00%
Curt Moran Builders Inc.	20	9	122.22%	Sheldon DeKryger Builder, Inc.	1	0.00%
Klynt Marcusse Construction	13	6	116.67%	Design Build Concepts, Inc.	1	0.00%
David C. Bos Homes	19	9	111.11%	Ace Builders	2	0.00%
Celebrity Builders LLC	2	1	100.00%	Robert Jackson Construction	1	0.00%
Douglas Ream Construction	2	1	100.00%	Diephuis Builders	1	0.00%
Place Builders	2	1	100.00%	WR Birkey & Associates Inc.	2	0.00%
Nicholson Custom Home Building, LLC	2	1	100.00%	Tim Bouma	1	0.00%
Patrick Murphy Homes	4	2	100.00%	Muston Construction	1	0.00%
Boverhof Builders	8	4	100.00%	Schmidke Construction & Contracting	1	0.00%
Zahn Builders Inc.	4	2	100.00%	Thomas Oudsema	1	0.00%
KBH Homes	2	1	100.00%	Raha Builders LLC	2	0.00%
Troxel Custom Homes	2	1	100.00%	Austin Home Builders	1	0.00%
MGK Signature Homes	10	5	100.00%	Bill Monhollon Builders	4	0.00%
Brent DeYoung Builder Inc.	10	5	100.00%	Miedema Builders of West MI	3	0.00%
DRS Builders LLC	2	1	100.00%	Muskegon County Habitat for Humanity	1	0.00%
Cottage Home Inc.	4	2	100.00%	BPS Builders, LLC	1	0.00%
Don Hoyt	2	1	100.00%	Nelson Builders Inc.	1	0.00%
Bob Cole Custom Home LLC	2	1	100.00%	Lane Perrin	3	0.00%
Darin Holman	4	2	100.00%	Ben Nichols Construction	4	0.00%
Allen Edwin Homes	108	55	96.36%	Roersma & Wurm	1	0.00%
Ulberg Builder & Developer Inc.	11	6	83.33%	RKM Homes & Renovations	1	0.00%
Branch Construction	12	7	71.43%	DA Nyenhuis Inc.	1	0.00%
Heritage Building Group LLC	5	3	66.67%	J. Peterson Homes	1	0.00%
Gale Builders, Inc.	3	2	50.00%	Gary D. Smith Builder Inc.	1	0.00%
Pine Creek Construction Inc.	3	2	50.00%	Shoreline Development Co.	1	0.00%
Lakeshore Habitat for Humanity Inc.	4	3	33.33%	Dwayne Potter	1	0.00%
Lee Allen Homes	4	3	33.33%	Becker & Sanders, LLC	1	0.00%
Dan Raak Builders	4	3	33.33%	Ron Kucharzyk	1	0.00%
JDH Construction	4	3	33.33%	Kilgore Builders	1	0.00%
Meiste Homes	13	10	30.00%	Jim Aukeman Builders Inc.	1	0.00%
BCI Construction	37	29	27.59%	42 North Custom Homes	1	0.00%
T. Bosgraaf Homes	17	14	21.43%	Leatherman Builders	1	0.00%
Smith Development Inc.	6	5	20.00%	Legacy Homes	3	0.00%
Samuel T. Wakefield Custom Builders	6	5	20.00%	Livingston Homes of West Michigan	4	0.00%
Powell Construction Services, LLC	6	5	20.00%	Lunsford Builders	1	0.00%
Rod Obbink Builders Inc.	7	6	16.67%	BDD Construction	1	0.00%
Tim Johnson	8	7	14.29%	Eastbrook Homes	85	-5.56%
Galloway Custom Homes	8	7	14.29%	Schout Builders, Inc.	7	-12.50%
Baumann Building, Inc.	51	50	2.00%	Aukeman Development	6	-14.29%
Blaukamp Builders Inc.	1	1	0.00%	JPD Construction, LLC	4	-20.00%
Fenner Homes	6	6	0.00%	Redstone Homes	9	-25.00%
Timothy G. Fuller	1	1	0.00%	JD Snip Builders, LLC	15	-25.00%
T2 Construction Management	1	1	0.00%	Homes by Gary Byker	3	-25.00%
Glacier Construction LLC	1	1	0.00%	Jim Tibbe Homes	47	-31.88%
Sytsma Construction LLC	1	1	0.00%	Dave Prusa Construction	2	-33.33%
Harder Construction, LLC	1	1	0.00%	Andrew Ulberg	2	-33.33%
Rick Groenhof	1	1	0.00%	Mike Schaap Builders Inc.	4	-33.33%
Stone Ridge Homes of West Michigan	1	1	0.00%	Tipton Construction	2	-33.33%
Eagle Crest Homes	1	1	0.00%	American Living Inc.	2	-33.33%
Insignia Homes	3	3	0.00%	Best Builders	2	-33.33%
Steve Diekema	1	1	0.00%	Miedema General Contractors	2	-33.33%
Allen Home Builders, Inc.	1	1	0.00%	RDI Companies	10	-44.44%
Stone's Throw Builders	1	1	0.00%	Ross Abraham	1	-50.00%
Homes by Carpenters	1	1	0.00%	Beyer Construction LLC	1	-50.00%
Blair Builders	1	1	0.00%	Maple Grove Homes	1	-50.00%
Dale Coulter	1	1	0.00%	TruBuilt Builders LLC	1	-50.00%
				Kris Thorsen Builders, Inc.	1	-50.00%

Sand Creek Construction Inc.	1	2	-50.00%	Schultz Builders, LLC	1	3	-66.67%
Ridgeline Homes Inc.	1	2	-50.00%	GREENSpan Construction	1	3	-66.67%
Marlin Enterprises	1	2	-50.00%	Bouwkamp Builders	1	3	-66.67%
Lakeshore Enterprises	1	2	-50.00%	Robert Wagenmaker	1	3	-66.67%
Lake Home Builders	1	2	-50.00%	Centennial Custom Builders	1	3	-66.67%
Bruce LaBaumbard	1	2	-50.00%	Koetje Builders, Inc.	1	4	-75.00%
Covenant Construction Co.	1	2	-50.00%	Dan Burrill	1	4	-75.00%
Celebrity Builders LLC	1	2	-50.00%	BDR Custom Homes	1	4	-75.00%
Engelsma Homes LLC	2	4	-50.00%	Weatherbee Homes Inc.	1	6	-83.33%
Creative Dimensions, Inc.	1	2	-50.00%				
J & J Concepts, LLC	1	2	-50.00%				
Tim Schollaart	3	7	-57.14%				
Ronald V. Stroup	4	10	-60.00%				
Olsen Builders	1	3	-66.67%				

BUILDER RANKING BY AVERAGE VALUE

Values reported as Construction Value on permits

	# of starts	Average value			
Martin R. Ecker	1	\$2,217,800	Crossen Construction	3	\$428,333
Lakeshore Enterprises	1	\$2,000,000	Jack Katerberg	2	\$425,000
Becker & Sanders, LLC	1	\$1,500,000	Scott Bouwkamp	3	\$421,667
Center Line Construction LLC	1	\$1,500,000	Olson Brothers Co.	1	\$420,000
Nathan Vandermale	1	\$1,180,000	Glacier Construction LLC	1	\$405,000
Zahn Builders Inc.	4	\$1,018,138	Jim Aukeman Builders Inc.	1	\$402,500
Mike Schaap Builders Inc.	4	\$1,016,250	Artwork Construction	1	\$400,000
Troxel Custom Homes	2	\$1,015,061	McConomy Construction	1	\$400,000
Lakeshore Signature Homes	1	\$950,000	Noack Construction LLC	2	\$400,000
Falcon Custom Homes Inc.	1	\$940,000	56 West Homes & Design	2	\$397,000
GDK Construction Co.	3	\$895,718	JMB Builders	1	\$390,000
Sytsma Construction LLC	1	\$850,000	T2 Construction Management	1	\$390,000
Homes by Gary Byker	3	\$688,333	WR Birkey & Associates Inc.	2	\$389,449
Eagle Crest Homes	1	\$686,851	42 North Custom Homes	1	\$389,000
Cottage Home Inc.	4	\$675,000	Galloway Custom Homes	8	\$388,748
Black River Builders	1	\$670,000	American Village Builders	1	\$387,516
Lake Home Builders	1	\$655,000	Steve Diekema	1	\$380,000
Home Specialists LLC	1	\$623,260	Kilgore Builders	1	\$380,000
Christie Custom Builders	1	\$615,000	Gale Builders, Inc.	3	\$377,492
Barry Boyer	1	\$605,000	James A. Cook Builders Inc.	2	\$375,000
O'Sullivan Builders	1	\$600,000	Koetje Builders, Inc.	1	\$375,000
Tim VerStrate Custom Homes Inc.	1	\$600,000	Meiste Homes	13	\$374,385
DVD Builders	1	\$599,000	Smith Development Inc.	6	\$374,183
Bayside Construction Services, LLC	1	\$585,000	Dale Coulter	1	\$371,577
Insignia Homes	3	\$574,008	Ron Kucharzyk	1	\$369,000
Solomon Building Group	1	\$565,000	Dusendang Custom Homes	5	\$365,000
Colonial Builders	1	\$550,000	Lee Dykema	3	\$363,333
Design Build Concepts, Inc.	1	\$550,000	T. Andy Stroup	2	\$361,500
Engelsma Homes LLC	2	\$550,000	Creative Dimensions, Inc.	1	\$360,000
New Urban Home Builders, LLC	1	\$550,000	Haver Fine Homes	1	\$360,000
Stone's Throw Builders	1	\$550,000	Tim Schollaart	3	\$360,000
JPD Construction, LLC	4	\$538,750	Patrick Murphy Homes	4	\$359,188
Caron Custom Homes	1	\$525,000	John Brush Builders	1	\$358,450
J & J Concepts, LLC	1	\$520,000	Leatherman Builders	1	\$355,970
RDI Companies	10	\$515,000	Epic Builders	1	\$354,000
Nicholson Custom Home Building, LLC	2	\$512,500	Roersma & Wurm	1	\$352,000
Carroll Ott	1	\$511,430	Lee Allen Homes	4	\$350,990
Rod Obbink Builders Inc.	7	\$506,321	BDR Custom Homes	1	\$350,000
Busscher Builders, Inc.	1	\$500,000	Spencer Haight	1	\$350,000
Comerstone Building & Maintenance LLC	1	\$500,000	McKellips Construction	1	\$350,000
Tailored Building Systems	1	\$500,000	J. Peterson Homes	1	\$350,000
Elzinga & Volkers, Inc.	1	\$499,000	TK Builders of Southwestern Michigan, Inc.	1	\$350,000
GREENSpan Construction	1	\$499,000	Tom Montsma Builders	1	\$345,000
Bouwkamp Builders	1	\$485,000	Heartland Builders, LLC	2	\$343,000
Bill Monhollon Builders	3	\$483,333	David C. Bos Homes	19	\$341,214
Timberidge Enterprises	3	\$458,333	Beyer Construction LLC	1	\$340,000
Celebrity Builders LLC	2	\$455,000	Timothy G. Fuller	1	\$340,000
Celebrity Builders LLC	1	\$450,000	Fenner Homes	6	\$338,210
The Hope Builders Group, Inc.	1	\$450,000	Kevin Gancarz	2	\$336,059
Maple Valley Homes	1	\$450,000	VerWoert Construction	6	\$335,500
Schmidke Construction & Contracting	1	\$450,000	William John Petroelje	1	\$335,000
White Birch Builders	1	\$450,000	DeHaan Homes	9	\$334,400
Ridgeline Homes Inc.	1	\$430,000	Sand Creek Construction Inc.	1	\$330,000
			Schultz Builders, LLC	1	\$330,000
			Robert Wagenmaker	1	\$329,889
			Randy Majewski	1	\$328,000

BPS Builders, LLC	1	\$325,000	Branch Construction	12	\$234,438
Roger Marcy Builders	1	\$325,000	Allen Edwin Homes	106	\$234,244
Muston Construction	1	\$324,000	TruBuilt Builders LLC	1	\$233,000
Ashby Builders	1	\$320,000	Don Miles Builders	4	\$232,000
Petroelje Construction, Inc.	1	\$319,000	Cedar Crest Construction	1	\$230,000
Kevin Spoelma Carpentry	1	\$315,000	VanRhee Builders	1	\$230,000
Andrew Ulberg	2	\$315,000	Josh Vrugink	1	\$230,000
Lee Kuperus	1	\$313,000	Corey Michael Burns	1	\$227,822
Joel Vink	1	\$310,000	North Cove Homes LLC	8	\$227,293
Todd P. Viereck	1	\$309,421	Jim Tibbe Homes	47	\$226,883
Miedema Builders of West MI	3	\$308,333	TH Morrison Group LLC	1	\$225,200
Tipton Construction	2	\$307,500	Terry Forrester	1	\$225,000
Barry Haveman	2	\$305,000	Rick Groenhof	1	\$225,000
Allen Home Builders, Inc.	1	\$300,000	John Piotrowski	1	\$225,000
Austin Home Builders	1	\$300,000	Raha Builders LLC	2	\$225,000
Tom Gold Construction	2	\$300,000	Ron Taber	1	\$225,000
Ross Kalman	1	\$300,000	CJ VanDyke Construction	1	\$223,527
Ottawa Area Intermediate Schools	1	\$300,000	Pathway Homes	2	\$222,050
Buitenhuis Building & Design	1	\$299,377	Rock Builders	1	\$221,385
Brian S. Kwekel	1	\$298,506	James Gifford	1	\$220,800
Wagner Builders, Inc.	5	\$298,200	Eastbrook Homes	84	\$220,614
John Fredrick Bisard II	1	\$296,652	Wayne Busscher	1	\$220,000
Lunsford Builders	1	\$295,000	Kurt Volbeda	1	\$220,000
Thurkettle Construction	1	\$295,000	Dwayne Potter	1	\$219,000
Livingston Homes of West Michigan	4	\$294,561	Wade Schut Builder, Inc.	3	\$217,176
Rod Castenholz	1	\$292,820	Plaggemars Construction	1	\$217,000
Doug Grysen	1	\$290,000	Team Restoration	1	\$217,000
Gulker Construction LLC	1	\$290,000	TerVoort Builders Inc.	9	\$216,778
Mark Kidd	1	\$290,000	Covenant Construction Co.	1	\$216,000
DA Nyenhuis Inc.	1	\$290,000	Duer Building & Design	7	\$215,688
DeRose Builders	1	\$287,389	Larry Jingles	1	\$215,000
Powell Construction Services, LLC	6	\$285,819	Robert Whitman	1	\$215,000
T.R.Y. Construction	1	\$285,000	T. Bosgraaf Homes	17	\$213,941
Blair Builders	1	\$284,000	Brad Couch Builders	1	\$210,000
Bob Cole Custom Home LLC	1	\$283,312	Homeowner	105	\$209,697
Harder Construction, LLC	1	\$282,000	KBH Homes	2	\$208,700
Bode Builders, Inc.	1	\$280,000	Baumann Building, Inc.	51	\$207,451
Maple Grove Homes	1	\$280,000	RHC Contracting LLC	1	\$205,000
Thomas H. Morrison Group	1	\$280,000	Countyline Construction Services LLC	2	\$203,500
Gary D. Smith Builder Inc.	1	\$280,000	Zielke Homes & Improvement	2	\$203,031
Blake Thomasma	1	\$280,000	B & K Builders	1	\$200,000
Michelle Tanner Homes	4	\$277,600	Boorsma Builders	1	\$200,000
Boverhof Builders	8	\$275,467	Jeffrey Burke Remodeling Contractors	1	\$200,000
Jeremy Lee Branderhorst	1	\$275,000	Sheldon DeKryger Builder, Inc.	1	\$200,000
DK Homes, LLC	1	\$275,000	Adam Haas Fine Homebuilding	1	\$200,000
Timmerman Homes & Properties LLC	1	\$272,500	Hanenburg Builders	1	\$200,000
Dave Prusa Construction	2	\$272,000	Ken Kline	1	\$200,000
Legacy Homes	3	\$271,667	Ben Nichols Construction	4	\$200,000
Daniel Lee	1	\$270,750	Roc Construction LLC	1	\$200,000
RKM Homes & Renovations	1	\$267,000	Louis Sikora Builders	1	\$200,000
Grand Rapids Building Repair	2	\$265,000	Vrugink & Son Excavating Inc.	1	\$200,000
Curt Moran Builders Inc.	20	\$263,357	Bob TerHaar Builder	1	\$198,781
Countryside Builders	2	\$262,500	Blaukamp Builders Inc.	1	\$198,000
Shoreline Development Co.	1	\$262,000	Eastwood Custom Homes	1	\$198,000
Gordon's Custom Construction	1	\$261,800	Centennial Custom Builders	1	\$195,000
VNC Group LLC	1	\$260,000	Dreamscapes Construction	1	\$193,000
JBD Builders LLC	1	\$259,500	Mickelson Construction	2	\$192,500
Maaski Company, LLC	1	\$258,997	American Living Inc.	2	\$190,500
Don Hoyt	2	\$252,500	Ross Abraham	1	\$190,000
Kevin Keegstra	3	\$250,667	Fernandez Builders	1	\$190,000
Paul Tejchma Construction	3	\$250,667	Steve Nelson	2	\$190,000
Barber Construction	1	\$250,276	Brad VanDam	1	\$190,000
Ballantyne Builders, Inc.	1	\$250,000	Westra Construction	1	\$190,000
Classic Home Construction	1	\$250,000	Steve Overbeek	1	\$189,000
Foundation Homes	1	\$250,000	Bob Walters Building	1	\$187,000
Stone Ridge Homes of West Michigan	1	\$250,000	Pine Creek Construction Inc.	3	\$186,790
Josh Ulberg	1	\$250,000	Ed Holstege	1	\$185,800
Aukeman Development	6	\$248,833	Klynt Marcusse Construction	13	\$185,577
Nick Strieder	1	\$248,000	Robert Jacobs Construction	1	\$185,000
Redstone Homes	9	\$247,946	Place Builders	2	\$185,000
Nelson Builders Inc.	1	\$246,000	Maplewood Homes	3	\$184,508
JDH Construction	4	\$244,750	Sable Developing	2	\$182,500
Blue Water Custom Homes LLC	1	\$240,000	Tim Johnson	8	\$182,125
Eagle Creek Homes	6	\$239,503	Samuel T. Wakefield Custom Builders	6	\$181,985
Craig VanDriel Builder LLC	2	\$237,500	Overweg Builders	1	\$181,940
JD Snip Builders, LLC	15	\$237,405	Integrity Builders	1	\$181,799
Dan Raak Builders	4	\$234,500	Dan Burrill	1	\$180,000

Mark Edwards	1	\$180,000	Lesperance Enterprises LLC	1	\$150,000
David Newhof Builder, LLC	1	\$180,000	Willey Builders	1	\$150,000
Weatherbee Homes Inc.	1	\$180,000	Winberg Construction, Inc.	1	\$150,000
Brent DeYoung Builder Inc.	10	\$179,300	Schout Builders, Inc.	7	\$149,908
Kris Thorsen Builders, Inc.	1	\$178,400	Douglas Ream Construction	2	\$147,116
DRS Builders LLC	2	\$178,000	Tim Bouma	1	\$145,000
WH Carson & Associates	1	\$177,800	Fremont Homes, Inc.	3	\$142,267
Best Builders	2	\$177,000	Ulberg Builder & Developer Inc.	11	\$141,818
Jacob Kooyer	3	\$176,067	FED Corporation	1	\$140,000
Buffum Builders LLC	1	\$175,000	Grysen Builders LLC	1	\$140,000
Brian Cook Builder	1	\$175,000	Holden Construction	1	\$140,000
Dann Elzinga	1	\$175,000	Todd Mulder	1	\$140,000
Chary Construction, Inc.	1	\$173,000	Skip Williams	1	\$140,000
VanderLee Construction LLC	1	\$173,000	BCI Construction	37	\$139,930
Ben Ipema	1	\$170,000	Jarzebowski Builders, Inc.	1	\$135,000
Kenneth R. Johnson	1	\$169,000	BDD Construction	1	\$133,000
RH Johnson Builders Inc.	1	\$167,000	Olsen Builders	1	\$130,000
David Brower Builder Inc.	3	\$165,000	MGK Signature Homes	10	\$128,022
Interra Homes LLC	9	\$164,097	Lakeshore Habitat for Humanity Inc.	4	\$127,250
Miedema General Contractors	2	\$163,543	Heritage Building Group LLC	5	\$126,000
Brad Folkema	2	\$161,000	David Hoffman Construction	1	\$125,010
Jeffrey Haase	1	\$161,000	Kent Hardin	2	\$125,000
Whiteman Construction	1	\$161,000	Marlin Enterprises	1	\$121,508
Wayne Dalman, Builder	1	\$160,000	Homes by Carpenters	1	\$119,000
McNulty Construction	1	\$160,000	Triple R Construction, LLC	15	\$114,876
Muusse Builders Inc.	1	\$160,000	Timothy McCarthy	2	\$112,591
Stonewood Construction	1	\$160,000	VJ Dolci Construction	1	\$110,000
Philip J. VanPopering	1	\$160,000	Woody's Custom Homes	1	\$95,000
VZ Construction LLC	1	\$160,000	Mike Thompson Home Improvement	1	\$93,600
Lane Perrin	3	\$159,667	Grand Valley Associates LLC	24	\$93,045
Darin Holman	4	\$158,475	Muskegon County Habitat for Humanity	1	\$90,000
Ronald V. Stroup	4	\$156,606	Thomas Oudsema	1	\$90,000
Lance DeYoung	3	\$155,000	Signature Homes	1	\$90,000
Jeff Glashower Builder Inc.	2	\$155,000	Derek Lee Sjaarda	1	\$90,000
Bruce LaBaumbard	1	\$155,000	Property Owner	5	\$85,640
Homes by Tyler Inc.	2	\$155,000	Diephuis Builders	1	\$85,000
Kline Construction	1	\$154,000	Harbor Habitat for Humanity	2	\$82,500
Michael P. Harris	1	\$153,640	Dimensions Kitchen	1	\$75,000
Logan Bouwman	1	\$152,000	Mark Kenyon	1	\$75,000
Ace Builders	2	\$150,000	VanderLeek Builders, Inc.	1	\$70,000
CreekStone Homes	1	\$150,000	Benson Construction	1	\$65,000
Lance DeYoung Building LLC	1	\$150,000	Williams Buildings	1	\$64,300
Heritage Group	1	\$150,000	True Builders, LLC	1	\$60,000
Robert Jackson Construction	1	\$150,000	J. Havermans Construction Inc.	1	\$46,682

BUILDER RANKING BY SQUARE FOOTAGE

Average of permits where square footage was available.

	# of starts with SF Data	Average SF			
Elzinga & Volkers, Inc.	1	6,400	Jack Katerberg	2	2,977
DeHaan Homes	3	6,045	Koetje Builders, Inc.	1	2,968
Stone's Throw Builders	1	5,924	Larry Jingles	1	2,904
Sytsma Construction LLC	1	5,476	T. Andy Stroup	2	2,903
Ridgeline Homes Inc.	1	5,217	Schultz Builders, LLC	1	2,900
Colonial Builders	1	5,109	Lee Allen Homes	3	2,895
JMB Builders	1	5,030	Engelsma Homes LLC	2	2,891
Eagle Crest Homes	1	4,945	GREENSpan Construction	1	2,880
Maple Valley Homes	1	4,854	Galloway Custom Homes	2	2,868
Nicholson Custom Home Building, LLC	2	4,795	Tim Schollaart	2	2,857
Homes by Gary Byker	3	4,667	VerWoert Construction	5	2,856
The Hope Builders Group, Inc.	1	4,551	Terry Forrester	1	2,854
Becker & Sanders, LLC	1	4,473	Blue Water Custom Homes LLC	1	2,840
Artwork Construction	1	4,406	Aukeman Development	6	2,827
Austin Home Builders	1	4,354	Livingston Homes of West Michigan	1	2,816
Tailored Building Systems	1	4,324	Epic Builders	1	2,795
Insignia Homes	2	4,324	Blair Builders	1	2,790
Tom Montsma Builders	1	4,306	Wayne Busscher	1	2,788
Design Build Concepts, Inc.	1	4,273	Foundation Homes	1	2,783
Barry Haveman	2	4,203	VNC Group LLC	1	2,766
Tim VerStrate Custom Homes Inc.	1	4,198	Bill Monhollon Builders	3	2,749
Zahn Builders Inc.	1	4,160	Lee Kuperus	1	2,727
Sand Creek Construction Inc.	1	4,126	Countyline Construction Services LLC	2	2,722
Celebrity Builders LLC	1	4,047	Roc Construction LLC	1	2,718
Cnossen Construction	3	3,978	Ron Taber	1	2,704
Roersma & Wum	1	3,939	Blaukamp Builders Inc.	1	2,698
Ashby Builders	1	3,869	Boverhof Builders	7	2,696
Thurkettle Construction	1	3,825	John Fredrick Bisard II	1	2,696
Leatherman Builders	1	3,797	White Birch Builders	1	2,693
John Brush Builders	1	3,744	Glacier Construction LLC	1	2,683
56 West Homes & Design	2	3,727	Wagner Builders, Inc.	5	2,680
Jim Aukeman Builders Inc.	1	3,715	Joel Vink	1	2,676
Gale Builders, Inc.	2	3,685	Eastbrook Homes	40	2,653
Dale Coulter	1	3,671	Heartland Builders, LLC	2	2,637
Timberidge Enterprises	3	3,641	JDH Construction	4	2,631
Comerstone Building & Maintenance LLC	1	3,606	Patrick Murphy Homes	3	2,631
Rod Obbink Builders Inc.	7	3,598	Busscher Builders, Inc.	1	2,581
Black River Builders	1	3,575	Muston Construction	1	2,581
Maaski Company, LLC	1	3,552	Legacy Homes	2	2,574
Lakeshore Signature Homes	1	3,551	Centennial Custom Builders	1	2,571
Celebrity Builders LLC	1	3,470	Lee Dykema	2	2,555
Nathan Vandermale	1	3,466	Martin R. Ecker	1	2,535
J & J Concepts, LLC	1	3,459	Josh Vrugink	1	2,504
JPD Construction, LLC	2	3,438	J. Peterson Homes	1	2,464
Tom Gold Construction	1	3,428	RDI Companies	10	2,461
Lake Home Builders	1	3,425	Dwayne Potter	1	2,456
Dusendang Custom Homes	5	3,399	Todd P. Viereck	1	2,451
David C. Bos Homes	12	3,381	William John Petroelje	1	2,410
Mark Kidd	1	3,378	Hanenburg Builders	1	2,368
FED Corporation	1	3,360	Kilgore Builders	1	2,345
Cottage Home Inc.	2	3,345	Jeffrey Haase	1	2,344
Don Miles Builders	3	3,280	Homes by Tyler Inc.	1	2,331
Gulker Construction LLC	1	3,194	Allen Edwin Homes	57	2,324
42 North Custom Homes	1	3,179	DK Homes, LLC	1	2,322
WR Birkey & Associates Inc.	2	3,170	Ken Kline	1	2,317
Raha Builders LLC	1	3,149	Homeowner	71	2,314
Home Specialists LLC	1	3,133	Paul Tejchma Construction	3	2,297
Blake Thomasma	1	3,124	JD Snip Builders, LLC	10	2,285
Stone Ridge Homes of West Michigan	1	3,103	Curt Moran Builders Inc.	17	2,257
Doug Grysen	1	3,097	Wade Schut Builder, Inc.	3	2,256
Randy Majewski	1	3,081	Jeff Glashower Builder Inc.	2	2,244
GDK Construction Co.	1	3,070	James Gifford	1	2,226
Andrew Ulberg	2	3,054	North Cove Homes LLC	7	2,208
Miedema Builders of West MI	3	3,037	Eagle Creek Homes	5	2,187
Allen Home Builders, Inc.	1	3,004	Dan Raak Builders	4	2,178
Smith Development Inc.	6	2,998	Dreamscapes Construction	1	2,175
Meiste Homes	4	2,995	Ron Kucharzyk	1	2,155
TK Builders of Southwestern Michigan, Inc.	1	2,984	Buffum Builders LLC	1	2,143
			Timothy G. Fuller	1	2,135

James A. Cook Builders Inc.	2	2,132	Heritage Building Group LLC	5	1,614
Bode Builders, Inc.	1	2,124	Jacob Kooyer	3	1,604
DeRose Builders	1	2,117	Countryside Builders	1	1,600
Baumann Building, Inc.	16	2,114	Lane Perrin	3	1,596
T. Bosgraaf Homes	10	2,108	DVD Builders	1	1,590
McKellips Construction	1	2,100	Brad Folkema	2	1,583
Branch Construction	6	2,073	David Brower Builder Inc.	2	1,581
Lance DeYoung Building LLC	1	2,072	Ballantyne Builders, Inc.	1	1,576
Tipton Construction	2	2,064	Wayne Dalman, Builder	1	1,564
Daniel Lee	1	2,057	JBD Builders LLC	1	1,560
Jim Tibbe Homes	40	2,056	Willey Builders	1	1,560
Grand Rapids Building Repair	2	2,047	Winberg Construction, Inc.	1	1,554
KBH Homes	2	2,043	TerVoort Builders Inc.	5	1,552
Roger Marcy Builders	1	2,028	Bruce LaBaumbard	1	1,550
Powell Construction Services, LLC	2	2,009	Olsen Builders	1	1,548
Fenner Homes	4	1,986	Todd Mulder	1	1,524
BDR Custom Homes	1	1,970	Steve Overbeek	1	1,524
Ross Kalman	1	1,968	Tim Johnson	8	1,522
T.R.Y. Construction	1	1,960	Best Builders	2	1,521
Maple Grove Homes	1	1,947	Ulberg Builder & Developer Inc.	10	1,520
Ben Nichols Construction	4	1,940	Whiteman Construction	1	1,514
TH Morrison Group LLC	1	1,937	J. Havermans Construction Inc.	1	1,512
Gordon's Custom Construction	1	1,920	Logan Bouwman	1	1,510
DA Nyenhuis Inc.	1	1,898	Samuel T. Wakefield Custom Builders	5	1,509
BCI Construction	37	1,882	Fremont Homes, Inc.	3	1,500
Brian Cook Builder	1	1,879	Vruggink & Son Excavating Inc.	1	1,500
Harder Construction, LLC	1	1,869	Ronald V. Stroup	2	1,499
Grand Valley Associates LLC	24	1,864	Muusse Builders Inc.	1	1,477
Craig VanDriel Builder LLC	2	1,864	Lance DeYoung	3	1,477
Bob Cole Custom Home LLC	1	1,856	DRS Builders LLC	2	1,475
Property Owner	5	1,835	Brent DeYoung Builder Inc.	10	1,474
Westra Construction	1	1,824	Ben Ipema	1	1,467
Robert Whitman	1	1,816	Maplewood Homes	2	1,464
Dave Prusa Construction	1	1,800	Louis Sikora Builders	1	1,464
Sable Developing	2	1,798	Philip J. VanPopering	1	1,445
Pathway Homes	2	1,786	Kent Hardin	2	1,436
Mark Edwards	1	1,780	American Living Inc.	1	1,421
VJ Dolci Construction	1	1,777	Boorsma Builders	1	1,420
Duer Building & Design	5	1,772	BPS Builders, LLC	1	1,410
Interra Homes LLC	9	1,771	Ed Holstege	1	1,405
Tim Bouma	1	1,757	Darin Holman	4	1,400
Michelle Tanner Homes	3	1,741	Kline Construction	1	1,392
Klynt Marcusse Construction	8	1,741	Triple R Construction, LLC	12	1,387
Schout Builders, Inc.	7	1,734	Weatherbee Homes Inc.	1	1,369
Timmerman Homes & Properties LLC	1	1,732	Kris Thorsen Builders, Inc.	1	1,364
BDD Construction	1	1,731	MGK Signature Homes	10	1,348
Sheldon DeKryger Builder, Inc.	1	1,711	Mickelson Construction	1	1,344
John Piotrowski	1	1,706	Douglas Ream Construction	2	1,343
Kevin Keegstra	3	1,704	VanderLee Construction LLC	1	1,308
Classic Home Construction	1	1,697	Robert Jackson Construction	1	1,304
Integrity Builders	1	1,695	Muskegon County Habitat for Humanity	1	1,260
Spencer Haight	1	1,688	Chary Construction, Inc.	1	1,203
Rock Builders	1	1,680	Thomas Oudsema	1	1,190
True Builders, LLC	1	1,677	Holden Construction	1	1,160
Michael P. Harris	1	1,670	Grysen Builders LLC	1	1,104
Barber Construction	1	1,633	Diephuis Builders	1	1,083
RKM Homes & Renovations	1	1,628	Miedema General Contractors	1	908
Heritage Group	1	1,622	Timothy McCarthy	1	890
Dan Burrill	1	1,620	Nelson Builders Inc.	1	735

NEW BUILDERS

For the fourth quarter.

In this quarter Builder Track recorded the following "new" builders in the coverage area. Some of these builders may have been working on smaller projects or in other areas or active under another name.

Company Name and Address		# of permits
Kent Hardin	PO Box 157 Stevensville, MI 49127	2
Artwork Construction	7819 Hidden Lakes Dr. Hudsonville, MI 49426	1
Benson Construction	39754 CR 390 Bloomingdale, MI 49026	1
Pete Bierd	632 Lugers Rd. Holland, MI 49423	1
John Fredrick Bisard II	6795 E. Apple Ave. Muskegon, MI 49442	1
Lance DeYoung Building LLC	3653 Adams St. Hudsonville, MI 49426	1
Gordon's Custom Construction	9247 Trey Blvd. Hesperia, MI 49421	1
Ben Ipema	13101 Ferris St. Grand Haven, MI 49417	1
Lesperance Enterprises LLC	7150 Limerick Lane Byron Center, MI 49315	1
Todd Mulder	8574 Rivercrest Dr. Jenison, MI 49428	1
Rock Builders	PO Box 89 Byron Center, MI 49315	1
Derek Lee Sjaarda	254 East Meadow Ct. Holland, MI 49423	1
Solomon Building Group	52 S. Main St. Rockford, MI 49423	1
T.R.Y. Construction	4255 Clyde Park Ave. SW Wyoming, MI 49509	1
Vruggink & Son Excavating Inc.	7300 Fillmore St. Allendale, MI 49401	1
Woody's Custom Homes	9494 Barker Rd. White Pigeon, MI 49099	1