



**Lakeshore Area**  
**QUARTERLY REPORT**  
*4th Quarter Residential - 2013*

# Contents

## Section I

### At A Glance Charts

4

## Section II

### Home Start Information

Jurisdiction Summary Statistics	11
Builder Starts and Value Ranges per Jurisdiction	13
Single Family Starts by Construction Value	18
Single Family Starts by Square Footage	20
Single Family Square Footage Average by County	21
Average Square Footage per Jurisdiction	22
Multi Family Starts	23
Remodels and Additions	25

## Section III

### Builder Information

Top Ten Builders	28
Builder Ranking Listing	29
Builder Starts Compared to Prior Year	31
Builder Ranking by Average Value	32
Builder Ranking by Square Footage	34
New Builders	35

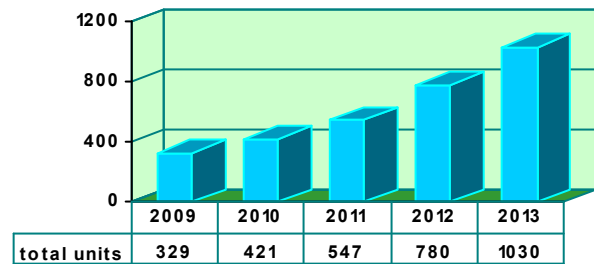
Copyright 2013 by Builder Track Reports. For the use of paid subscribers.  
Use with permission only. Permits issued at the very end of the year  
may be in next years data. Call if you have questions.

**SECTION I**

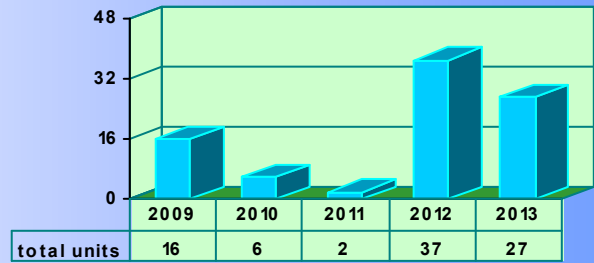
**AT A GLANCE**

**Lakeshore Area** All jurisdictions collected are reported for the area wide charts. Previous reports included Ottawa & Musk. counties only..

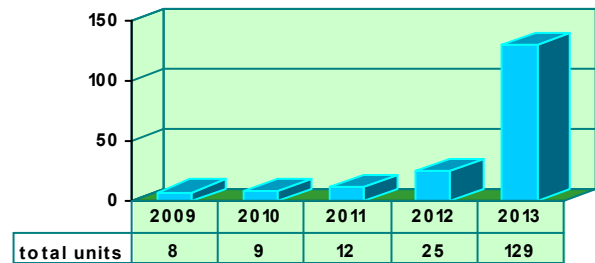
**Single Family Home** starts through the fourth quarter.



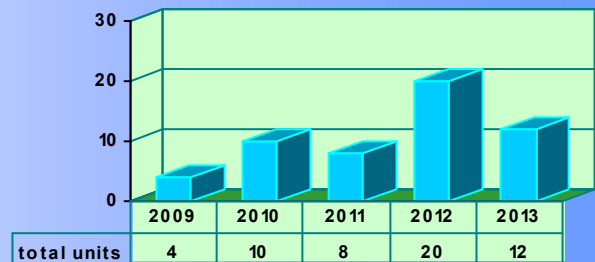
**Apartment** unit starts through the fourth quarter.



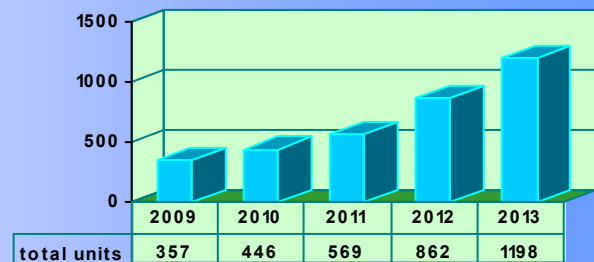
**Condominium** unit starts through the fourth quarter.



**Duplex** unit starts through the fourth quarter.

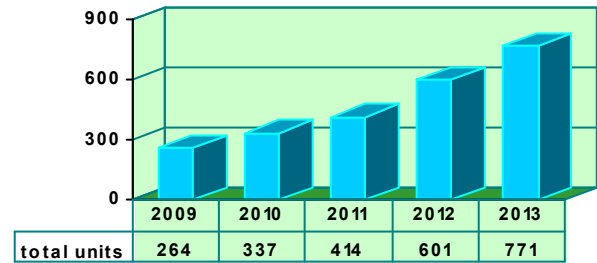


**Total Living** units through the fourth quarter.

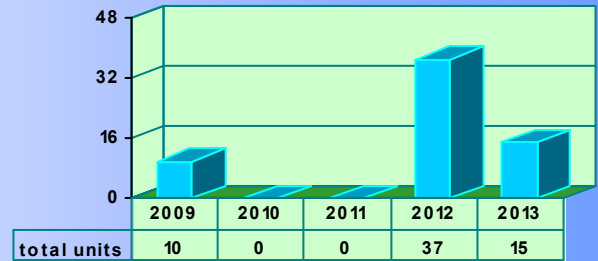


## Ottawa County

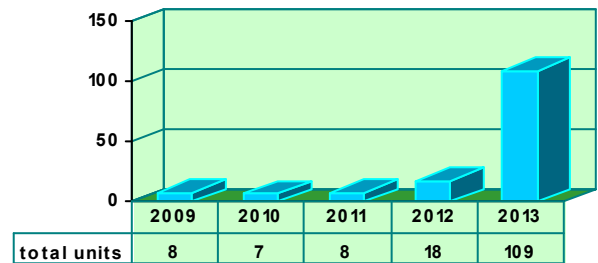
**Single Family Home** starts through the fourth quarter.



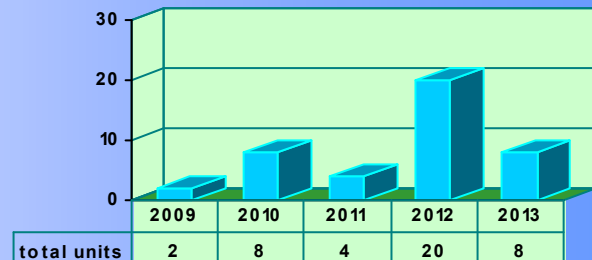
**Apartment** unit starts through the fourth quarter.



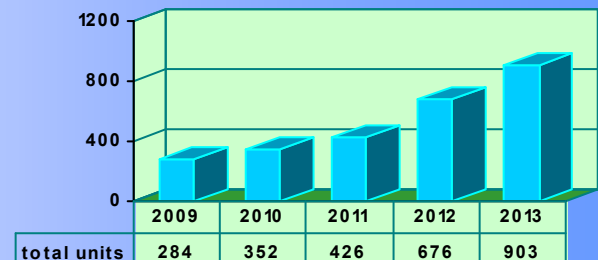
**Condominium** unit starts through the fourth quarter.



**Duplex** unit starts through the fourth quarter.

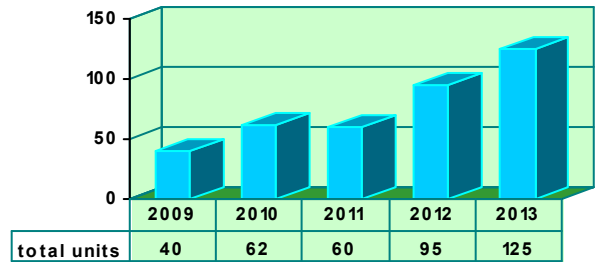


**Total Living** units through the fourth quarter.

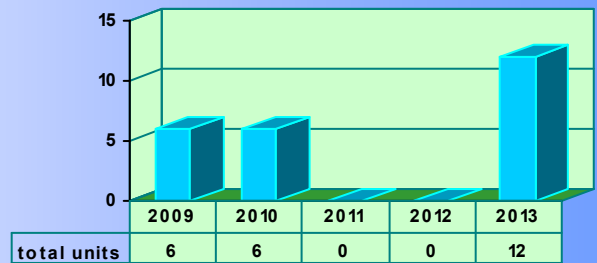


# Muskegon County

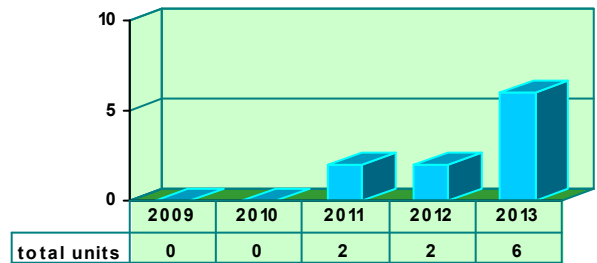
**Single Family Home** starts through the fourth quarter.



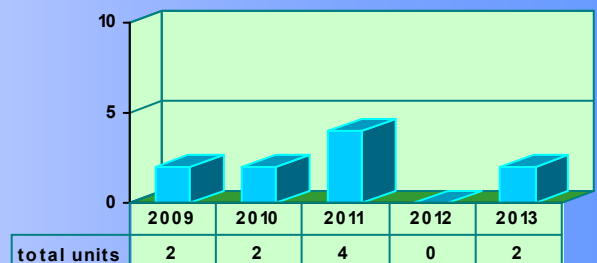
**Apartment** unit starts through the fourth quarter.



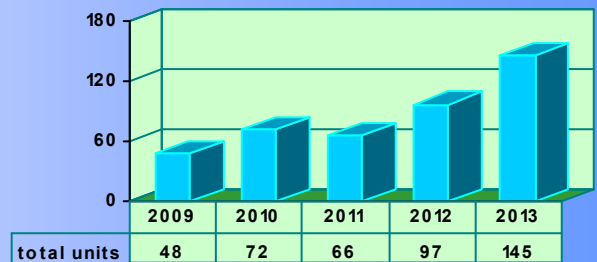
**Condominium** unit starts through the fourth quarter.



**Duplex** unit starts through the fourth quarter.

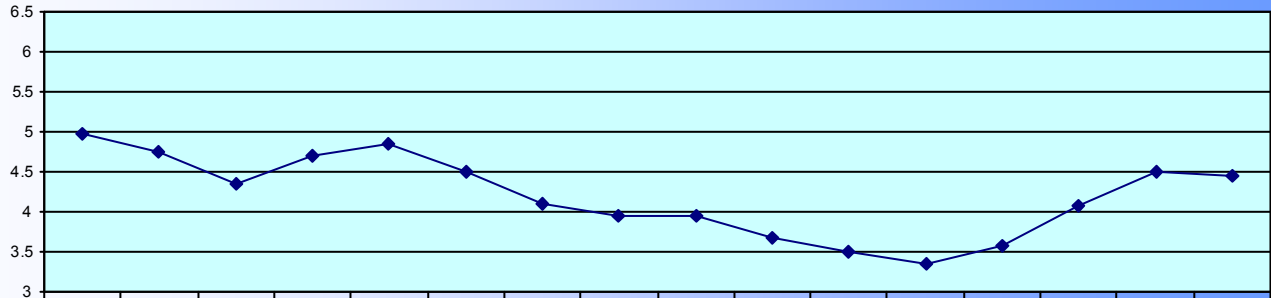


**Total Living** units through the fourth quarter.



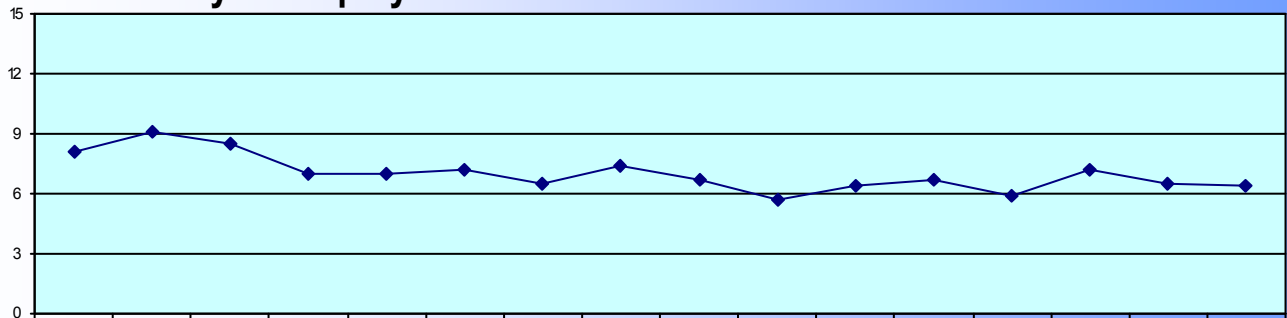
# Unemployment and Mortgage Information

## Fixed Mortgage Rates



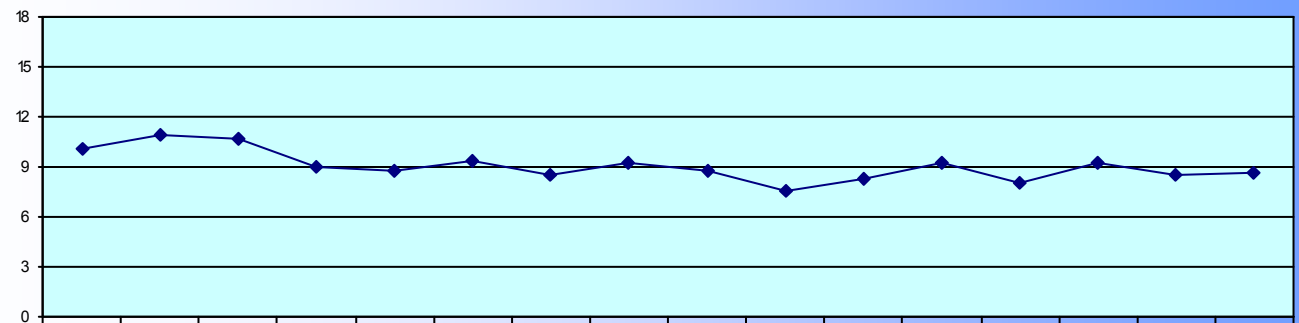
30 Year	4.97	4.74	4.35	4.71	4.84	4.51	4.11	3.96	3.95	3.68	3.5	3.35	3.57	4.07	4.49	4.46
Date	10-Mar	10-Jun	10-Sep	10-Dec	11-Mar	11-Jun	11-Sep	11-Dec	12-Mar	12-Jun	12-Sep	12-Dec	13-Mar	13-Jun	13-Sep	13-Dec

## Ottawa County Unemployment Rates



Rate	8.1	9.1	8.5	7	7	7.2	6.5	7.4	6.7	5.7	6.4	6.7	5.9	7.2	6.5	6.4
Date	Apr-11	Jun-11	Aug-11	Oct-11	Dec-11	Feb-12	Apr-12	Jun-12	Aug-12	Oct-12	Dec-12	Feb-13	Apr-13	Jun-13	Aug-13	Oct-13

## Muskegon County Unemployment Rates



Rate	10.1	10.9	10.7	9	8.8	9.4	8.5	9.2	8.8	7.6	8.3	9.2	8.1	9.2	8.5	8.7
Date	Apr-11	Jun-11	Aug-11	Oct-11	Dec-11	Feb-12	Apr-12	Jun-12	Aug-12	Oct-12	Dec-12	Feb-13	Apr-13	Jun-13	Aug-13	Oct-13

## Single Family Starts by Quarter

	1st Quarter	2nd Quarter	3rd Quarter	4th Quarter
2009	54	86	95	95
2010	104	127	107	84
2011	124	132	159	134
2012	134	232	209	208
2013	177	290	313	252

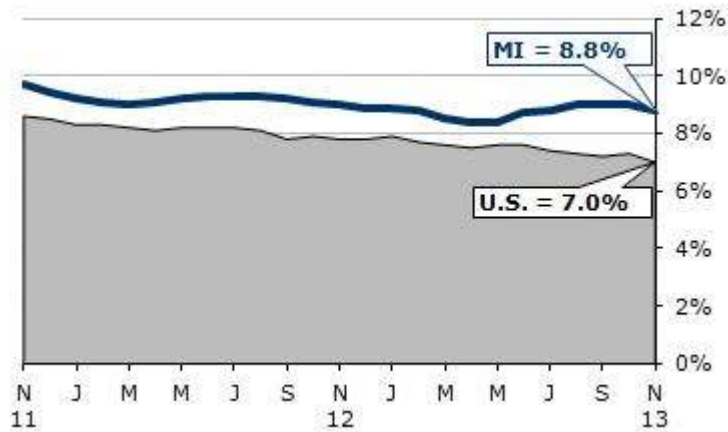


# Michigan Fast Facts

(From the State of Michigan)

## Michigan Unemployment Rate (Seasonally Adjusted)

November 2013 8.8%  
 Change Over Month -0.2  
 Change Over Year -0.2



» **View:** [Michigan Employment Snapshot](#)  
 » **Access:** [Historical Unemployment Rates](#)

## Michigan Payroll Jobs (Seasonally Adjusted)

November 2013 4,094,000  
 Change Over Month -3,000  
 Change Over Year +60,000



# **SECTION II**

## **HOME START INFORMATION**

# JURISDICTION SUMMARY STATISTICS

## Single Family Starts Through the fourth quarter.

### Allegran County

	2013	2012	2011	2010	2009
Laketown	24	11	8	2	10
Saugatuck Township	24	18	12	11	6
Ganges	10	8	4		
Saugatuck City	5		1	6	
Casco					6
TOTAL	63	37	25	19	22

### Berrien County

	2013	2012	2011	2010	2009
Chikaming	21	7	8		
Lincoln	13	11	8		
Benton	10	6	9		
New Buffalo	10	7	4		
City of St. Joseph	3	2	4		
St. Joseph Township	3	4			
City of Benton Harbor	1		1		
Lake	1	2	4		
TOTAL	62	39	38		

### Muskegon County

	2013	2012	2011	2010	2009
Norton Shores	40	29	16	14	5
Fruitport Township	38	25	12	10	11
Dalton Township	12	4	5	5	2
Egelston Township	8	4	2	10	2
Muskegon Township	7	6	3	6	4
Sullivan	6	3	1	1	2
Fruitland Township	4	8	5	6	5
Laketon	4	6	3	1	3
Muskegon City	3	5	7	5	4
Casnovia Township	1	3	3	3	
Montague	1	1			1
Moorland Township	1	1	3		
Fruitport Village				1	1
TOTAL	125	95	60	62	40

## Ottawa County

	2013	2012	2011	2010	2009
Georgetown	210	137	93	76	52
Allendale	69	50	34	20	31
Park	61	37	30	21	23
Holland Township	58	43	24	27	17
Grand Haven Township	57	51	30	10	8
Blendon	44	22	12	1	5
Zeeland Township	39	55	45	49	37
Jamestown	36	42	37	31	30
Spring Lake Township	30	23	19	16	13
Crockery Township	25	23	28	25	15
Holland City	25	7	3	4	8
Tallmadge	24	18	8	8	4
Port Sheldon	24	19	8	7	4
Robinson	18	26	13	5	3
Olive	17	11	14	19	3
Grand Haven City	11	11	1	5	
Polkton	8	5	1	8	5
Hudsonville	6	12	6	2	2
Wright	4	5	3	1	3
Chester	2	1		1	
Ferrysburg	2	3	2	1	
Coopersville	1				1
Zeeland City			3		
<b>TOTAL</b>	<b>771</b>	<b>601</b>	<b>414</b>	<b>337</b>	<b>264</b>

## Van Buren County

	2013	2012	2011	2010	2009
South Haven City	8	6	3		
South Haven Township	1	2	7	3	3
<b>TOTAL</b>	<b>9</b>	<b>8</b>	<b>10</b>	<b>3</b>	<b>3</b>

# BUILDER STARTS AND VALUE RANGES PER JURISDICTION

Construction Values are as reported on building permits and do not necessarily reflect the actual project costs. Single Family starts per jurisdiction are ranked by builder

## Allegan County

Ganges		low	high	average
Homeowner	2	100,000	140,000	120,000
BDR Custom Homes	1	600,000	600,000	600,000
Cottage Homes	1	715,000	715,000	715,000
Holland Log & Cedar Homes	1	345,000	345,000	345,000
Matrix Construction Inc.	1	250,000	250,000	250,000
Rod Obbink Builders Inc.	1	120,000	120,000	120,000
Joe Saintz	1	45,000	45,000	45,000
Timberidge Builders of West MI	1	250,000	250,000	250,000
Zahn Builders Inc.	1	5,475	5,475	5,475
<b>TOTAL</b>	<b>10</b>			

Laketown		low	high	average
Allen Edwin Co.	5	136,516	267,545	194,469
Homeowner	5	100,000	445,000	293,800
Baumann Building, Inc.	2	229,052	250,000	239,526
Homes by Gary Byker	2	639,000	639,000	639,000
James A. Cook Builders Inc.	2	282,000	282,000	282,000
Jeff Burke	1	700,000	700,000	700,000
Countryside Builders	1	240,000	240,000	240,000
DeFrell Builders, Inc.	1	499,975	499,975	499,975
Excel Builders Inc.	1	208,000	208,000	208,000
J & J Concepts, LLC	1	568,000	568,000	568,000
Ridgeline Homes Inc.	1	396,000	396,000	396,000
Mark Shirey	1	142,000	142,000	142,000
The Troxel CompanyTroxel	1	406,200	406,200	406,200
<b>TOTAL</b>	<b>24</b>			

Saugatuck City		low	high	average
Homeowner	2	80,000	100,000	90,000
Custom Carpentry	1	400,000	400,000	400,000
JPD Construction, LLC	1	296,000	296,000	296,000
Rod Obbink Builders Inc.	1	308,000	308,000	308,000
<b>TOTAL</b>	<b>5</b>			

Saugatuck Township		low	high	average
Advanced Building & Construction	5	165,000	165,000	165,000
JPD Construction, LLC	3	180,000	420,000	313,333
Allen Edwin Co.	2	239,000	260,477	249,739
Homeowner	2	275,000	407,000	341,000
Meiste Homes	2	195,000	285,000	240,000
Baumann Building, Inc.	1	312,058	312,058	312,058
Cnossen Construction	1	230,000	230,000	230,000
Custom Carpentry	1	450,000	450,000	450,000
Darpe & Assoc. Builders, Inc.	1	140,000	140,000	140,000
Glacier Construction LLC	1	350,000	350,000	350,000
Hillcrest Construction, Inc.	1	320,000	320,000	320,000
Jarzebowski Builders, Inc.	1	400,000	400,000	400,000
Surpass Inc.	1			
Timberidge Builders of West MI	1	155,000	155,000	155,000
Skipp Williams	1	150,000	150,000	150,000
<b>TOTAL</b>	<b>24</b>			

## Berrien County

Benton		low	high	average
Powell Construction Services, LLC	6	158,398	327,551	228,961
Harbor Habitat for Humanity	2	90,000	90,000	90,000
Dible Builders, Inc.	1	351,246	351,246	351,246

Zielke Homes & Improvement	1	390,000	390,000	390,000
<b>TOTAL</b>	<b>10</b>			

## Chikaming

		low	high	average
David Charles Construction	2	324,000	410,000	367,000
Homeowner	2	120,000	150,000	135,000
Carlson Construction	1	425,000	425,000	425,000
Steffey Chip	1	530,000	530,000	530,000
Dunes Development LLC	1	270,000	270,000	270,000
Mark Edwards	1	170,000	170,000	170,000
Greg Glaske	1	231,295	231,295	231,295
Go Logic	1	800,240	800,240	800,240
GREENSpan Construction	1	260,765	260,765	260,765
McConomy Construction	1	249,000	249,000	249,000
Nitz Design Builders Inc.	1	2,400,800	2,400,800	2,400,800
Prism Construction	1	950,000	950,000	950,000
Dave Prusa Construction	1	210,000	210,000	210,000
Regina Homes	1	490,000	490,000	490,000
RHC Contracting LLC	1	110,000	110,000	110,000
Schmidt Construction & Remodeling	1	85,000	85,000	85,000
Select Building & Design	1	460,000	460,000	460,000
Semau Construction Inc.	1	855,000	855,000	855,000
Tollas Construction	1	312,285	312,285	312,285
<b>TOTAL</b>	<b>21</b>			

## City of St. Joseph

		low	high	average
Christie Custom Builders	1	550,000	550,000	550,000
Schmidke Construction & Contracting	1	415,000	415,000	415,000
Tipton Construction	1	255,000	255,000	255,000
<b>TOTAL</b>	<b>3</b>			

## City of Benton Harbor

		low	high	average
Homeowner	1	61,000	61,000	61,000
<b>TOTAL</b>	<b>1</b>			

## Lake

		low	high	average
Robert Jackson Construction	1	400,000	400,000	400,000
<b>TOTAL</b>	<b>1</b>			

## Lincoln

		low	high	average
Homeowner	4	140,000	275,000	202,500
Ron Kucharzyk	2	165,000	410,000	287,500
Nicholson Custom Home Building,	2	240,000	260,000	250,000
Norm Zielke Residential Builer, Inc.	2	425,000	740,000	582,500
Bill Damaske	1	300,000	300,000	300,000
Heartland Builders, LLC	1	365,000	365,000	365,000
MRP Construction	1	200,000	200,000	200,000
<b>TOTAL</b>	<b>13</b>			

## New Buffalo

		low	high	average
Daniel R. Jacob	2	155,250	445,275	300,263
Becht Construction LLC	1	150,000	150,000	150,000
CL Construction Inc.	1	852,523	852,523	852,523
Cornerstone Builders & Associates	1	450,000	450,000	450,000
John Crittenden	1	275,000	275,000	275,000
Dehart Builders, LLC	1	300,000	300,000	300,000
Glas Associates	1	840,000	840,000	840,000
Edward Lijewski Jr.	1	150,000	150,000	150,000
Shoreline Development Co.	1	592,000	592,000	592,000
<b>TOTAL</b>	<b>10</b>			

## St. Joseph Township

		low	high	average
Bruce LaBaumbard	3	147,000	168,000	154,000
<b>TOTAL</b>	<b>3</b>			

# Muskegon County

## Casnovia Township

		low	high	average
Fremont Homes, Inc.	1	61,000	61,000	61,000
<b>TOTAL</b>	<b>1</b>			

## Dalton Township

		low	high	average
Homeowner	4	89,428	190,390	140,270
Kris Thorsen Builders	2	132,766	164,149	148,458
Freed & Viereck LLC	1	248,681	248,681	248,681
Ira Hite Builders LLC	1	149,402	149,402	149,402
Little Valley Homes	1	171,563	171,563	171,563
Edward Morden	1	120,976	120,976	120,976
SAJ Builders	1	208,638	208,638	208,638
Smith Development	1	233,174	233,174	233,174
<b>TOTAL</b>	<b>12</b>			

## Egelston Township

		low	high	average
Triple R Construction, LLC	4	90,000	140,000	106,250
Homeowner	2	100,000	125,000	112,500
Thomas Oudsema	1	100,000	100,000	100,000
Triple K Properties	1	92,000	92,000	92,000
<b>TOTAL</b>	<b>8</b>			

## Fruitland Township

		low	high	average
Scott Gregory Designer Homes	1	529,120	529,120	529,120
Ira Hite Builders LLC	1	184,400	184,400	184,400
VanderVen Construction, Inc.	1	216,000	216,000	216,000
Wilson Construction Co.	1	203,200	203,200	203,200
<b>TOTAL</b>	<b>4</b>			

## Fruitport Township

		low	high	average
Allen Edwin Co.	15	127,000	204,500	161,933
Ronald V. Stroup	6	90,000	217,000	127,833
Homeowner	4	85,000	240,500	166,423
Leatherman Builders	4	143,000	147,500	145,250
Allen Home Builders, Inc.	1	250,000	250,000	250,000
Branch Construction	1	212,500	212,500	212,500
Daniel Brentana Construction Inc.	1	210,000	210,000	210,000
Duer Building & Design	1	226,000	226,000	226,000
Smith Development	1	242,500	242,500	242,500
T. Andy Stroup	1	296,000	296,000	296,000
Jim Tibbe Builders	1	211,000	211,000	211,000
Timmerman Homes & Properties	1	213,000	213,000	213,000
Samuel T. Wakefield Custom Builders	1	190,500	190,500	190,500
<b>TOTAL</b>	<b>38</b>			

## Laketon

		low	high	average
Homeowner	3	139,840	183,632	160,896
Mark A. Chandonnet	1	187,480	187,480	187,480
<b>TOTAL</b>	<b>4</b>			

## Montague

		low	high	average
Nugent Builders, Inc.	1	135,100	135,100	135,100
<b>TOTAL</b>	<b>1</b>			

## Moorland Township

		low	high	average
Allen Edwin Co.	1	275,000	275,000	275,000
<b>TOTAL</b>	<b>1</b>			

## Muskegon City

		low	high	average
Bent Tree Construction	1	170,000	170,000	170,000
Dale Kalsbeck	1	152,000	152,000	152,000
Tom Whitman	1	492,000	492,000	492,000
<b>TOTAL</b>	<b>3</b>			

## Muskegon Township

		low	high	average
Miedema General Contractors	4	115,421	147,805	131,342
Carbon Footprint Home	1	176,488	176,488	176,488
Celebrity Builders LLC	1	240,702	240,702	240,702
Homeowner	1	185,521	185,521	185,521
<b>TOTAL</b>	<b>7</b>			

## Norton Shores

		low	high	average
--	--	-----	------	---------

Eastbrook Homes	24	138,000	251,000	186,417
Allen Edwin Co.	2	148,000	152,000	150,000
Branch Construction	2	165,000	247,000	206,000
Freed & Viereck LLC	2	400,000	440,000	420,000
Homeowner	2	258,345	340,000	299,173
Samuel T. Wakefield Custom Builders	2	160,000	180,000	170,000
Bent Tree Construction	1	170,000	170,000	170,000
PA DeHaan	1	210,000	210,000	210,000
Jaeger Quality Construction	1	160,000	160,000	160,000
SAJ Builders	1	240,000	240,000	240,000
Weatherbee Homes Inc.	1	150,000	150,000	150,000
Whitwam Construction	1	492,000	492,000	492,000
<b>TOTAL</b>	<b>40</b>			

## Sullivan

		low	high	average
Homeowner	3	267,500	341,000	292,833
Pine Creek Construction Inc.	1	230,000	230,000	230,000
Smith Development	1	224,000	224,000	224,000
Weaver Builders	1	186,000	186,000	186,000
<b>TOTAL</b>	<b>6</b>			

# Ottawa County

## Allendale

		low	high	average
Jim Tibbe Builders	18	126,675	360,000	179,818
Doug Ulberg	10	120,000	148,000	135,323
Baumann Building, Inc.	8	100,000	160,000	132,689
Curt Moran Builders Inc.	8	150,000	278,000	213,041
Schout Builders, Inc.	3	109,108	125,500	114,869
MGK Signiture Homes	2	90,000	90,000	90,000
Andrew Ulberg	2	123,000	150,000	136,500
Wagner Builders, Inc.	2	176,000	210,000	193,000
Allen Edwin Co.	1	202,355	202,355	202,355
Jim Aukeman Builders Inc.	1	195,000	195,000	195,000
Best Builders	1	125,000	125,000	125,000
Scott Christopher Homes, Inc.	1	225,000	225,000	225,000
DeGroot Construction LLC	1	225,000	225,000	225,000
Harder Construction, LLC	1	350,000	350,000	350,000
Homeowner	1	172,000	172,000	172,000
Wes Knoper	1	158,544	158,544	158,544
Koetje Builders, Inc.	1	140,000	140,000	140,000
Maier Homes	1	155,000	155,000	155,000
Premier Home Builders LLC	1	220,000	220,000	220,000
Jonathan Sterk	1	262,000	262,000	262,000
Todd C. Swanson	1	119,200	119,200	119,200
Synergy Custom Homes LLC	1	300,000	300,000	300,000
Randy Vance	1	129,000	129,000	129,000
Zichterman Builders	1	297,000	297,000	297,000
<b>TOTAL</b>	<b>69</b>			

## Blendon

		low	high	average
Homeowner	9	132,000	300,000	223,556
Jim Tibbe Builders	6	138,375	156,375	150,150
Klynt Marcusse Construction	5	120,000	200,000	136,800
Randall Scott VanderKolk	3	90,000	95,000	91,667
Wagner Builders, Inc.	3	300,000	310,000	303,333
Baumann Building, Inc.	2	131,201	175,000	153,101
David Brower Builder Inc.	2	90,000	203,000	146,500
Jeff Glashower Builder Inc.	2	120,000	125,000	122,500
Tim Schollaart	2	280,000	720,000	500,000
Bouwkamp Builders	1	285,000	285,000	285,000
Homes by Gary Byker	1	650,000	650,000	650,000
Creative Custom Builders	1	240,000	240,000	240,000
Engelsma Homes LLC	1	450,000	450,000	450,000
Holland Log & Cedar Homes	1	195,000	195,000	195,000
Chris Jansen	1	230,000	230,000	230,000
Curt Moran Builders Inc.	1	312,000	312,000	312,000
Stronghold Homes LLC	1	300,000	300,000	300,000
Doug Ulberg	1	220,000	220,000	220,000
Jim Veldink	1	330,000	330,000	330,000
<b>TOTAL</b>	<b>44</b>			



<b>Chester</b>	low	high	average
Boorsma Construction	1	180,000	180,000
Celebrity Builders LLC	1	200,000	200,000
<b>TOTAL</b>	<b>2</b>		

<b>Coopersville</b>	low	high	average
JDH Construction	1	176,000	176,000
<b>TOTAL</b>	<b>1</b>		

<b>Crockery Township</b>	low	high	average
Eastbrook Homes	14	140,000	224,000
Allen Edwin Co.	5	109,698	353,715
Homeowner	4	68,437	280,000
Eastbrook Construction, Inc.	1	163,000	163,000
Meiste Homes	1	599,000	599,000
<b>TOTAL</b>	<b>25</b>		

<b>Ferrysburg</b>	low	high	average
Home Specialists LLC	1	350,000	350,000
Sytsma Construction LLC	1	450,000	450,000
<b>TOTAL</b>	<b>2</b>		

<b>Georgetown</b>	low	high	average
Jim Tibbe Builders	38	123,000	250,500
Eastbrook Homes	33	126,000	263,000
RDI Companies	25	128,600	280,000
Homeowner	10	118,320	650,000
Aukeman Development	5	195,000	240,000
Covenant One, LLC	5	125,000	125,000
Jack Katerberg	5	175,000	550,000
Koetje Builders, Inc.	5	170,000	220,000
Tim Schollaart	5	213,000	455,000
Celebrity Builders LLC	4	170,000	600,000
Schout Builders, Inc.	4	110,000	139,200
Allen Edwin Co.	3	179,900	322,470
Brent DeYoung Builder Inc.	3	140,000	165,000
Ridgeline Homes Inc.	3	280,000	375,000
T. Bosgraaf Homes	2	255,500	400,000
Buffum Builders LLC	2	160,000	175,000
Homes by Gary Byker	2	480,000	575,000
Curt Moran Builders Inc.	2	225,000	338,509
Wade Schut Builder, Inc.	2	121,500	130,000
Kevin Smith	2	242,000	260,000
JD Snip Builders, LLC	2	180,000	200,000
Synergy Custom Homes LLC	2	295,000	360,000
Craig VanDriel Builder LLC	2	245,000	265,000
VerWoert Construction	2	280,000	550,000
Wagner Builders, Inc.	2	325,000	3,400,000
Jack Workman	2	248,000	248,000
Paul Altman	1	152,000	152,000
Don Anthony Builders	1	185,000	185,000
Jim Aukeman Builders Inc.	1	175,000	175,000
Baumann Building, Inc.	1	226,942	226,942
Boverhof Builders	1	200,000	200,000
Steve Bruinsma	1	180,000	180,000
Classic Home Construction	1	180,000	180,000
Cnossen Construction	1	235,000	235,000
Cottage Homes	1	1,250,000	1,250,000
Thomas J. Courtright	1	192,253	192,253
D & K Engineered Construction	1	397,968	397,968
Design Build Concepts, Inc.	1	519,000	519,000
John Doctor	1	140,000	140,000
Eagle Creek Construction	1	180,000	180,000
GLS Custom Homes Inc.	1	250,000	250,000
Grand Rapids Building Repair	1	340,000	340,000
Bruce Grifhorst	1	145,000	145,000
Groot Builders, Inc.	1	208,000	208,000
HB Construction	1	120,000	120,000
Helms Custom Homes	1	230,000	230,000
Highpoint Construction	1	498,000	498,000
Hillcrest Construction, Inc.	1	425,000	425,000
Homes by DK	1	175,000	175,000
J & J Concepts, LLC	1	350,000	350,000
Ledger Builders	1	447,396	447,396
Klynt Marcusse Construction	1	193,000	193,000

Matt Morse	1	225,000	225,000	225,000
Lane Perrin	1	150,000	150,000	150,000
Jason Peterman	1	240,000	240,000	240,000
James Rau Builder	1	417,900	417,900	417,900
Jeff Segard	1	295,000	295,000	295,000
Snellink Builders	1	340,000	340,000	340,000
Josh Ulberg	1	200,000	200,000	200,000
James VanBaren	1	200,000	200,000	200,000
Roger VanDyke	1	250,000	250,000	250,000
Karla J. Wagner, Builder	1	245,000	245,000	245,000
Zahn Builders Inc.	1	300,000	300,000	300,000
Ken Zoodsma Builders, Inc.	1	375,000	375,000	375,000
<b>TOTAL</b>	<b>210</b>			

<b>Grand Haven City</b>	low	high	average
David C. Bos Homes	2	208,226	494,650
Eastbrook Homes	2	168,086	259,616
Becker & Sanders, LLC	1	1,000,000	1,000,000
Jason Beecham	1	110,000	110,000
DeHaan Homes	1	850,000	850,000
Duer Building & Design	1	228,351	228,351
Mike Schaap Builders Inc.	1	1,500,000	1,500,000
Tri-Cities Habitat for Humanity	1	126,530	126,530
Jim Westing	1	508,435	508,435
<b>TOTAL</b>	<b>11</b>		

<b>Grand Haven Township</b>	low	high	average
Jim Tibbe Builders	14	155,900	278,578
Eastbrook Homes	11	145,000	336,798
Redstone Homes	5	183,000	252,547
David C. Bos Homes	4	135,000	435,513
Galloway Homes	4	267,000	740,000
JD Snip Builders, LLC	4	150,000	1,452,000
Homeowner	3	220,000	260,025
Bosgraaf Company	1	143,000	143,000
Bouwkamp Builders	1	595,000	595,000
Design Build Concepts, Inc.	1	342,000	342,000
Gale Builders, Inc.	1	325,000	325,000
Michael James Johnson	1	508,322	508,322
Curt Moran Builders Inc.	1	250,000	250,000
Polak Builders	1	174,000	174,000
Eric Raha	1	248,000	248,000
Smith Development	1	316,359	316,359
Tri-Cities Habitat for Humanity	1	85,000	85,000
Dave Visser Builder, LLC	1	270,800	270,800
Robert Wagenmaker	1	322,106	322,106
<b>TOTAL</b>	<b>57</b>		

<b>Holland City</b>	low	high	average
Baumann Building, Inc.	5	175,000	320,000
Allen Edwin Co.	4	185,030	200,210
Lakeshore Habitat for Humanity	3	108,000	112,000
Meiste Homes	3	160,000	279,000
T. Bosgraaf Homes	2	150,000	216,000
Benchmark Building & Dev. LLC	1	260,460	260,460
Grassmid Builders	1	210,000	210,000
Homeowner	1	145,000	145,000
Neal King	1	160,000	160,000
Lunsford Builders	1	155,000	155,000
Terpstra Custom Homes	1	415,000	415,000
Todd VandeGuchte	1	104,000	104,000
Weatherwax Construction And	1	250,000	250,000
<b>TOTAL</b>	<b>25</b>		

<b>Holland Township</b>	low	high	average
Baumann Building, Inc.	20	112,111	365,523
Eastbrook Homes	9	201,000	302,000
Jim Tibbe Builders	6	134,250	208,900
KBH Homes	4	105,000	115,000
JD Snip Builders, LLC	3	100,000	110,000
Allen Edwin Co.	2	153,825	173,560
Creative Dimensions, Inc.	2	140,000	200,000
Lakeshore Habitat for Humanity	2	100,000	100,000
Meiste Homes	2	147,880	206,800
The Troxel CompanyTroxel	2	686,300	686,300
American Living Inc.	1	138,000	138,000

Steve Diekema	1	150,000	150,000	150,000
Doug Geerlings Builders LLC	1	172,000	172,000	172,000
Homeowner	1	125,000	125,000	125,000
Lakewood Inc.	1	1,030,000	1,030,000	1,030,000
Schultz Builders LLC	1	242,188	242,188	242,188

**TOTAL 58**

### Hudsonville

low high average

Bolt & Hunefeld Builders	3	100,000	110,000	103,333
Chris Jansen	1	195,000	195,000	195,000
Ridgeline Homes Inc.	1	315,000	315,000	315,000
Jeff VanBaren	1	236,946	236,946	236,946

**TOTAL 6**

### Jamestown

low high average

Eastbrook Homes	12	183,000	223,000	203,000
Homeowner	8	120,000	333,000	224,375
Allen Edwin Co.	5	194,174	238,700	216,755
Buffum Builders LLC	2	175,000	175,000	175,000
Jim Aukeman Builders Inc.	1	215,000	215,000	215,000
T. Bosgraaf Homes	1	177,000	177,000	177,000
Celebrity Builders LLC	1	325,000	325,000	325,000
DeHaan Homes	1	125,000	125,000	125,000
Victor Kuiper	1	225,000	225,000	225,000
DA Nyenhuis Inc.	1	410,500	410,500	410,500
RDI Companies	1	258,000	258,000	258,000
Ridgeline Homes Inc.	1	350,000	350,000	350,000
Jim Westing	1	175,000	175,000	175,000

**TOTAL 36**

### Olive

low high average

Klynt Marcusse Construction	5	120,000	171,000	139,000
Homeowner	3	50,000	161,000	111,033
Allen Edwin Co.	2	123,500	124,270	123,885
Eastbrook Homes	2	138,000	161,000	149,500
Excel Builders Inc.	1	310,000	310,000	310,000
Bill Monhollon Builders	1	225,000	225,000	225,000
Dan Raak Builders	1	200,000	200,000	200,000
Jim Tibbe Builders	1	149,500	149,500	149,500
West Michigan Home & Lawn Care	1	90,000	90,000	90,000

**TOTAL 17**

### Park

low high average

Allen Edwin Co.	10	130,754	359,405	185,771
T. Bosgraaf Homes	6	150,000	299,506	187,418
Meiste Homes	6	191,890	540,000	322,982
Homeowner	5	160,000	300,000	232,400
Baumann Building, Inc.	4	180,000	294,150	226,614
Bouwkamp Builders	3	250,000	400,000	345,000
Eastbrook Homes	2	204,000	241,000	222,500
Insignia Homes	2	400,000	475,000	437,500
Mike Schaap Builders Inc.	2	800,000	1,950,000	1,375,000
Jim Tibbe Builders	2	161,175	196,900	179,038
The Troxel CompanyTroxel	2	331,150	413,100	372,125
Belfor USA, Inc.	1	247,063	247,063	247,063
Barry Boyer	1	515,680	515,680	515,680
BPS Builders, LLC	1	185,000	185,000	185,000
David Brower Builder Inc.	1	198,000	198,000	198,000
Jeff Burke	1	375,000	375,000	375,000
Celebrity Builders LLC	1	409,000	409,000	409,000
Scott Christopher Homes, Inc.	1	1,801,625	1,801,625	1,801,625
CL Construction Inc.	1	544,000	544,000	544,000
Doug Geerlings Builders LLC	1	504,170	504,170	504,170
Rick Groenhof	1	126,800	126,800	126,800
Hillcrest Construction, Inc.	1	280,000	280,000	280,000
KR Construction	1	204,900	204,900	204,900
Jerry Mannes Builder	1	435,000	435,000	435,000
Dave Newhof	1	190,000	190,000	190,000
Ottawa Area Intermediate Schools	1	300,000	300,000	300,000
Timberstone Builders	1	280,000	280,000	280,000
Zahn Builders Inc.	1	700,000	700,000	700,000

**TOTAL 61**

### Polkton

low high average

Classic Homes & Development	1	364,000	364,000	364,000
-----------------------------	---	---------	---------	---------

Eastbrook Homes	1	235,000	235,000	235,000
Homeowner	1	208,000	208,000	208,000
J & J Concepts, LLC	1	234,000	234,000	234,000
Curt Moran Builders Inc.	1	255,000	255,000	255,000
Sand Creek Constrction Inc.	1	175,000	175,000	175,000
Dennis Smallegan	1	217,000	217,000	217,000
JD Snip Builders, LLC	1	200,000	200,000	200,000

**TOTAL 8**

### Port Sheldon

low high average

Allen Edwin Co.	11	180,005	233,271	213,230
Homeowner	2	157,000	178,000	167,500
Bill Monhollon Builders	2	265,000	750,000	507,500
Engelsma Homes LLC	1	600,000	600,000	600,000
Galloway Homes	1	305,000	305,000	305,000
Hamstra Builders LLC	1	380,000	380,000	380,000
Klynt Marcusse Construction	1	150,000	150,000	150,000
Paul Rewa	1	210,000	210,000	210,000
JD Snip Builders, LLC	1	215,000	215,000	215,000
Kris Thorsen Builders	1	256,000	256,000	256,000
Dennis Witteveen Builders, Inc.	1	150,000	150,000	150,000
Zahn Builders Inc.	1	700,000	700,000	700,000

**TOTAL 24**

### Robinson

low high average

Homeowner	4	78,000	155,000	118,250
Eastbrook Homes	3	179,000	222,000	193,667
Steve Boersema	1	103,000	103,000	103,000
David C. Bos Homes	1	385,000	385,000	385,000
Dan Burrill	1	160,000	160,000	160,000
Hillcrest Construction, Inc.	1	220,000	220,000	220,000
Kempf Construction	1	325,000	325,000	325,000
Klynt Marcusse Construction	1	323,000	323,000	323,000
Dwayne Potter	1	186,000	186,000	186,000
Sand Creek Constrction Inc.	1	65,000	65,000	65,000
Smith Development	1	265,000	265,000	265,000
JD Snip Builders, LLC	1	160,000	160,000	160,000
Jim Tibbe Builders	1	187,000	187,000	187,000

**TOTAL 18**

### Spring Lake Township

low high average

David C. Bos Homes	5	165,500	700,000	325,920
Blue Water Custom Homes LLC	4	199,500	430,000	286,875
Lee Allen Homes	3	203,947	222,000	212,974
Bosco Construction	2			
DeHaan Homes	2	446,000	600,000	523,000
Design Build Concepts, Inc.	2	306,000	983,000	644,500
Homeowner	2	242,500	247,000	244,750
Ronald V. Stroup	2			
Branch Construction	1	180,000	180,000	180,000
Duer Building & Design	1	200,000	200,000	200,000
Gale Builders, Inc.	1	430,000	430,000	430,000
Ryan James Livingston	1	120,000	120,000	120,000
Smith Development	1	367,000	367,000	367,000
Twa Construction	1	309,500	309,500	309,500
Robert Wagenmaker	1	260,000	260,000	260,000
CB Wilson Construction	1	896,000	896,000	896,000

**TOTAL 30**

### Tallmadge

low high average

VerWoert Construction	4	140,000	260,000	178,750
Trubuilt Builders	2	250,000	285,000	267,500
Allen Edwin Co.	1	260,865	260,865	260,865
Ballantyne Builders, Inc.	1	248,000	248,000	248,000
Boelema Builders LLC	1	215,000	215,000	215,000
Homeowner	1	200,000	200,000	200,000
J & J Concepts, LLC	1	350,000	350,000	350,000
JDH Construction	1	220,000	220,000	220,000
Land & Homes Inc.	1	140,000	140,000	140,000
Curt Moran Builders Inc.	1	300,000	300,000	300,000
Premier Home Builders, LLC	1	160,000	160,000	160,000
Pro Line Custon Construction, Inc.	1	275,000	275,000	275,000
RDI Companies	1	121,000	121,000	121,000
Roersma & Wum	1	250,000	250,000	250,000
Sand Creek Constrction Inc.	1	315,000	315,000	315,000
Joel Terpstra	1	309,000	309,000	309,000



Craig VanDriel Builder LLC	1	340,000	340,000	340,000
David VanHaitsma	1	390,000	390,000	390,000
Jim Veldink	1	240,000	240,000	240,000
Wagner Builders, Inc.	1	250,000	250,000	250,000
<b>TOTAL</b>	<b>24</b>			

<b>Wright</b>		low	high	average
Homeowner	2	175,000	200,000	187,500
Richard Heys, Builder	1	351,000	351,000	351,000
Mike Klumpstra	1	110,000	110,000	110,000
<b>TOTAL</b>	<b>4</b>			

<b>Zeeland Township</b>		low	high	average
Eastbrook Homes	9	125,000	163,000	140,444
Baumann Building, Inc.	7	130,000	212,000	169,125
Allen Edwin Co.	4	152,165	298,855	248,084
Homeowner	4	97,000	240,000	161,750
Dan Burrill	2	140,000	150,000	145,000
Jack Workman	2	125,000	125,000	125,000
American Living Inc.	1	175,000	175,000	175,000
Brower Brothers Construction Co.	1	220,000	220,000	220,000
DeHaan Homes	1	400,000	400,000	400,000
Scott Ebels	1	190,000	190,000	190,000
Jonathon P. Haveman	1	249,000	249,000	249,000
Darin Holman	1	175,000	175,000	175,000
Meiste Homes	1	160,000	160,000	160,000
Platinum Construction & Associates	1	225,000	225,000	225,000
Brad Pugh	1	170,000	170,000	170,000
JD Snip Builders, LLC	1	170,000	170,000	170,000
Topp Construction	1	234,000	234,000	234,000
<b>TOTAL</b>	<b>39</b>			

## Van Buren County

<b>South Haven City</b>		low	high	average
Cottage Homes	2	400,000	400,000	400,000
Beyer Construction LLC	1	274,000	274,000	274,000
Cranberry Lake Construction	1	240,000	240,000	240,000
Mike Hill Construction	1	450,000	450,000	450,000
O'Sullivan Builders	1	280,000	280,000	280,000
Mike Schaap Builders Inc.	1	500,000	500,000	500,000
VanDam & Krusinga	1	342,947	342,947	342,947
<b>TOTAL</b>	<b>8</b>			

<b>South Haven Township</b>		low	high	average
Endeavor Building Systems, LLC	1	148,800	148,800	148,800
<b>TOTAL</b>	<b>1</b>			

# SINGLE FAMILY HOME STARTS BY CONSTRUCTION VALUE

Through the fourth quarter.

## Allegran County

<i>Values (in thousands)</i>		Under 100	100 to 149	150 to 199	200 to 299	300 to 499	500 +
Ganges		1	3		2	1	2
Laketown			4	1	10	5	4
Saugatuck City		1	1		1	2	
Saugatuck Township			1	9	5	8	
<b>County Totals</b>		<b>2</b>	<b>9</b>	<b>10</b>	<b>18</b>	<b>16</b>	<b>6</b>
<b>% of Total:</b>		<b>3.3%</b>	<b>14.8%</b>	<b>16.4%</b>	<b>29.5%</b>	<b>26.2%</b>	<b>9.8%</b>

## Berrien County

<i>Values (in thousands)</i>		Under 100	100 to 149	150 to 199	200 to 299	300 to 499	500 +
Benton		2		3	2	3	
City of Benton Harbor		1					
Chikaming		1	2	2	5	6	5
Lake						1	
Lincoln			1	3	4	4	1
New Buffalo				3	1	3	3
City of St. Joseph					1	1	1
St. Joseph Township			2	1			
<b>County Totals</b>		<b>4</b>	<b>5</b>	<b>12</b>	<b>13</b>	<b>18</b>	<b>10</b>
<b>% of Total:</b>		<b>6.5%</b>	<b>8.1%</b>	<b>19.4%</b>	<b>21.0%</b>	<b>29.0%</b>	<b>16.1%</b>

## Muskegon County

<i>Values (in thousands)</i>		Under 100	100 to 149	150 to 199	200 to 299	300 to 499	500 +
Casnovia Township		1					
Dalton Township		1	4	4	3		
Egelston Township		3	5				
Fruitland Township				1	2		1
Fruitport Township		3	10	14	11		
Laketon			1	3			
Montague			1				
Moorland Township					1		
Muskegon City				2		1	
Muskegon Township			4	2	1		
Norton Shores			4	20	12	4	
Sullivan				1	4	1	
<b>County Totals</b>		<b>8</b>	<b>29</b>	<b>47</b>	<b>34</b>	<b>6</b>	<b>1</b>
<b>% of Total:</b>		<b>6.4%</b>	<b>23.2%</b>	<b>37.6%</b>	<b>27.2%</b>	<b>4.8%</b>	<b>0.8%</b>

## Ottawa County

<i>Values (in thousands)</i>	Under 100	100 to 149	150 to 199	200 to 299	300 to 499	500 +
Allendale	2	32	16	16	3	
Blendon	4	11	7	12	8	2
Chester			1	1		
Coopersville			1			
Crockery Township	2	6	10	5	1	1
Ferrysburg					2	
Georgetown		31	79	69	22	9
Grand Haven City		2	1	3	1	4
Grand Haven Township	1	3	20	17	11	4
Holland City		5	9	8	3	
Holland Township		24	13	15	3	3
Hudsonville		3	1	1	1	
Jamestown		2	13	15	6	
Olive	2	9	3	2	1	
Park		2	20	17	14	8
Polkton			1	6	1	
Port Sheldon			7	12	2	3
Robinson	3	2	7	3	3	
Spring Lake Township		1	3	10	7	4
Tallmadge		4	2	12	6	
Wright		1	1	1	1	
Zeeland Township	1	14	11	11	1	
<b>County Totals</b>	<b>15</b>	<b>152</b>	<b>226</b>	<b>236</b>	<b>97</b>	<b>38</b>
<b>% of Total:</b>	<b>2.0%</b>	<b>19.9%</b>	<b>29.6%</b>	<b>30.9%</b>	<b>12.7%</b>	<b>5.0%</b>

## Van Buren County

<i>Values (in thousands)</i>	Under 100	100 to 149	150 to 199	200 to 299	300 to 499	500 +
South Haven City				3	4	1
South Haven Township		1				
<b>County Totals</b>		<b>1</b>		<b>3</b>	<b>4</b>	<b>1</b>
<b>% of Total:</b>		<b>11.1%</b>		<b>33.3%</b>	<b>44.4%</b>	<b>11.1%</b>

# SINGLE FAMILY HOME STARTS BY SQUARE FOOTAGE

Through the fourth quarter.

## Allegan County

	<i>Square Footage</i>						
	Under 1200	1200 to 1799	1800 to 2399	2400 to 3000	3000 to 3999	4000 to 4999	5000 +
Ganges	1	3	2	1	1		
Laketown		3	7	3	5	2	2
Saugatuck City	1				1		
Saugatuck Township	1	3	1	1			
<b>COUNTY TOTALS</b>	<b>3</b>	<b>9</b>	<b>10</b>	<b>5</b>	<b>7</b>	<b>2</b>	<b>2</b>
<b>% of total:</b>	<b>7.9%</b>	<b>23.7%</b>	<b>26.3%</b>	<b>13.2%</b>	<b>18.4%</b>	<b>5.3%</b>	<b>5.3%</b>

## Berrien County

	<i>Square Footage</i>						
	Under 1200	1200 to 1799	1800 to 2399	2400 to 3000	3000 to 3999	4000 to 4999	5000 +
Benton						1	
City of Benton Harbor				1			
Chikaming		7	3	3	1	1	2
Lincoln		2	1	5	3	2	
New Buffalo		1	1	1	2	1	
<b>COUNTY TOTALS</b>		<b>10</b>	<b>5</b>	<b>10</b>	<b>6</b>	<b>5</b>	<b>2</b>
<b>% of total:</b>		<b>26.3%</b>	<b>13.2%</b>	<b>26.3%</b>	<b>15.8%</b>	<b>13.2%</b>	<b>5.3%</b>

## Muskegon County

	<i>Square Footage</i>						
	Under 1200	1200 to 1799	1800 to 2399	2400 to 3000	3000 to 3999	4000 to 4999	5000 +
Casnovia Township		1					
Dalton Township	1	4	3	1			
Egelston Township	3	5					
Fruitland Township			1		1		1
Fruitport Township	7	9	18	3			
Laketon		3					
Montague		1					
Muskegon City		1					
Muskegon Township	2						
Norton Shores		1					
Sullivan		2	2		1	1	
<b>COUNTY TOTALS</b>	<b>13</b>	<b>27</b>	<b>24</b>	<b>4</b>	<b>2</b>	<b>1</b>	<b>1</b>
<b>% of total:</b>	<b>18.1%</b>	<b>37.5%</b>	<b>33.3%</b>	<b>5.6%</b>	<b>2.8%</b>	<b>1.4%</b>	<b>1.4%</b>

### Ottawa County

<i>Square Footage</i>	Under 1200	1200 to 1799	1800 to 2399	2400 to 3000	3000 to 3999	4000 to 4999	5000 +
Allendale	4	35	15	9	5		
Blendon	1	14	9	7	10	1	1
Chester			1		1		
Coopersville		1					
Crockery Township		6	9	5	2		1
Georgetown	1	54	63	50	30	8	2
Grand Haven City							1
Hudsonville		4			2		
Jamestown		6	10	16	4		
Olive		10	5	1	1		
Polkton			2	1	4	1	
Robinson	1	8	4	1	3	1	
Spring Lake Township		3	4	6	6	1	3
Tallmadge		4	11	6	1	1	
Wright	1		1			1	
Zeeland Township		2					
<b>COUNTY TOTALS</b>	<b>8</b>	<b>147</b>	<b>134</b>	<b>102</b>	<b>69</b>	<b>14</b>	<b>8</b>
<b>% of total:</b>	<b>1.7%</b>	<b>30.5%</b>	<b>27.8%</b>	<b>21.2%</b>	<b>14.3%</b>	<b>2.9%</b>	<b>1.7%</b>

### Van Buren County

<i>Square Footage</i>	Under 1200	1200 to 1799	1800 to 2399	2400 to 3000	3000 to 3999	4000 to 4999	5000 +
South Haven Township				1			
<b>COUNTY TOTALS</b>				<b>1</b>			
<b>% of total:</b>				<b>100.0%</b>			

## SINGLE FAMILY HOME SQUARE FOOTAGE AVERAGE BY COUNTY

	2013	2012	2011	2010	2009
Muskegon	1845	2061	1899	1758	1867
Ottawa	2358	2301	2250	2128	1949

# AVERAGE SQUARE FOOTAGE PER JURISDICTION

Average Square Footage for Single Family homes. Information in some jurisdictions is from a limited sample and will be less reliable than large samples.

Average finished Total  
square footage listed  
on building permits                      sample

## Allegan County

Laketown	2935	22
Saugatuck City	2352	2
Ganges	2123	8
Saugatuck Township	1829	6

## Berrien County

Benton	4080	1
Chikaming	3134	17
New Buffalo	2910	6
Lincoln	2865	13
City of Benton Harbor	2614	1

## Muskegon County

Fruitland Township	3577	3
Sullivan	2424	6
Fruitport Township	1852	37
Dalton Township	1825	9
Montague	1631	1
Laketon	1513	3
Muskegon City	1400	1
Norton Shores	1352	1
Casnovia Township	1296	1
Egelston Township	1295	8
Muskegon Township	1033	2

## Ottawa County

Grand Haven City	5083	1
Spring Lake Township	3226	23
Polkton	3147	8
Chester	2603	2
Blendon	2432	43
Wright	2421	3
Jamestown	2421	36
Crockery Township	2418	23
Georgetown	2417	208
Tallmadge	2295	23
Robinson	2213	18
Hudsonville	2164	6
Allendale	1884	68
Olive	1840	17
Coopersville	1720	1
Zeeland Township	1581	2

## Van Buren County

South Haven Township	2419	1
----------------------	------	---

# MULTI FAMILY STARTS

Through the fourth quarter.

## Apartments

<b>Muskegon County</b>	units	
<b>Norton Shores</b>		
Orion Construction, Inc.		
581 Lake Forest	12	
<i>Total Units for Jurisdiction</i>	<b>12</b>	
<i>Total Units for County</i>	<b>12</b>	
<b>Ottawa County</b>	units	
<b>Allendale</b>		
Orion Construction, Inc.		
4832 West Campus Dr., Bldg. G	12	
<i>Total Units for Jurisdiction</i>	<b>12</b>	
<b>Holland City</b>		
T2 Construction Management		
1274, 76, 78 Prestwick Dr.	3	
<i>Total Units for Jurisdiction</i>	<b>3</b>	
<i>Total Units for County</i>	<b>15</b>	

## Condominiums

<b>Berrien County</b>	units	
<b>City of St. Joseph</b>		
Lamar Construction		
800 Whitwam Dr.	14	
<i>Total Units for Jurisdiction</i>	<b>14</b>	
<i>Total Units for County</i>	<b>14</b>	
<b>Muskegon County</b>	units	
<b>Muskegon City</b>		
Gale Builders, Inc.		
2139, 43 Rosewood Lane	2	
<i>Total Units for Jurisdiction</i>	<b>2</b>	
<b>Norton Shores</b>		
Eastbrook Homes		
142, 46 Woodslee Ct.	2	
Ronald V. Stroup		
7115, 19 Juniper Ct.	2	
<i>Total Units for Jurisdiction</i>	<b>4</b>	
<i>Total Units for County</i>	<b>6</b>	
<b>Ottawa County</b>	units	
<b>Allendale</b>		
Jim Tibbe Builders		
7532, 34 Watermark	2	
7543 Watermark	2	
<i>Total Units for Jurisdiction</i>	<b>4</b>	
<b>Blendon</b>		
Jim Tibbe Builders		
6762, 64, 66 Munstead Woods	3	
<i>Total Units for Jurisdiction</i>	<b>3</b>	
<b>Ferrysburg</b>		
Doug Geerlings Builders LLC		
16245, 55 Gable Ct.	2	
16265, 69 Gables Ct.	2	
<i>Total Units for Jurisdiction</i>	<b>4</b>	

## Georgetown

BCI Construction		
8023 Greenmeadow Ct. A-H	8	
8023 Greenmeadow Ct. I-N	6	
Covenant One, LLC		
882-94 Allen Springs Lane	4	
898, 902 Allen Springs Lane	2	
906-18 Allen Springs Lane	4	
917 Allen Springs	4	
922, 26 Allen Springs Lane	2	
933, 37 Allen Springs	2	
957, 61 Allen Springs	2	
965-81 Allen Springs Lane	8	
Homeowner		
6601, 05 Andre's Crossing	3	
<i>Total Units for Jurisdiction</i>	<b>45</b>	

## Grand Haven Township

Sterling Homes & Land Inc.		
12611, 15, 19 Broadmoor Place	3	
12634, 36, 38 Broadmoor Place	3	
<i>Total Units for Jurisdiction</i>	<b>6</b>	

## Holland City

Reenders, Inc.		
449-55 Ida Red Pkwy.	4	
463-69 Ida Red Pkwy.	4	
T2 Construction Management		
1246-50 St. Andrews Dr.	3	
1263-67 Prestwick Dr.	3	
2268, 70 Prestwick Dr.	2	
342, 44 Turnburry Way	2	
<i>Total Units for Jurisdiction</i>	<b>18</b>	

## Holland Township

Baumann Building, Inc.		
1470-82 Coppice Ct.	4	
1511-1523 Ashtyn Woods Pkwy.	4	
Steve Diekema		
2433, 37, 44 Nuttall Ct.	3	
2437, 33 Nuttall Ct.	2	
2444, 48 Nuttall Ct.	2	
2447, 51 Nuttall Ct.	2	
2490, 94 Nuttall Ct.	2	
2515, 21 Nuttall Ct.	2	
Doug Geerlings Builders LLC		
2272, 74 Valarie Dr.	2	
Jeffery Scott Jacobs		
1687, 89 96th Ave.	2	
TerVoort Builders Inc.		
11842, 44 Willow Wood South	2	
Triangle Associates		
1212, 16 Bentgrass Ct.	2	
<i>Total Units for Jurisdiction</i>	<b>29</b>	
<i>Total Units for County</i>	<b>109</b>	

## Duplexes

### Muskegon County units

#### **Norton Shores**

David A. VanDyke  
1879, 81 Channel Rd. 2

*Total Units for Jurisdiction* 2

**Total Units for County** 2

### Ottawa County units

#### **Crockery Township**

Eastbrook Homes  
13485, 91 Carpenter Way 2

*Total Units for Jurisdiction* 2

#### **Holland City**

T2 Construction Management  
1240 St. Andrews Dr. 2

1307, 11 St. Andrews Dr. 2

*Total Units for Jurisdiction* 4

#### **Holland Township**

Steve Diekema  
2460, 64 Nuttall Ct. 2

*Total Units for Jurisdiction* 2

**Total Units for County** 8

### Van Buren County units

#### **South Haven City**

Don Hoyt  
95 North Shore Dr. 2

*Total Units for Jurisdiction* 2

**Total Units for County** 2



# REMODELS AND ADDITIONS

selected permits valued over approximately \$40,000

## Allegan County

### Laketown

Meiste Homes 4156 60th St.	\$190,730
Montell Construction 6574 Partridge Lane	\$49,000
<b>Total Value for Jurisdiction</b>	<b>\$239,730</b>

### Saugatuck Township

Right Way Renovation 2755 Blue Star Hwy.	\$95,000
<b>Total Value for Jurisdiction</b>	<b>\$95,000</b>
<b>Total Value for County</b>	<b>\$334,730</b>

## Berrien County

### Chikaming

Chandler Construction Services LLC 15978 Locke Rd.	\$50,365
Dunes Development LLC 13197 Forest Ave. 14756 Meadow Lane	\$125,000 \$260,000
Greg Glaske 7953 Harbert Rd.	\$50,000
Homeowner 13005 South Peck Ave.	\$60,000
Lakeshore Enterprises 14144 Swift Lane	\$62,000
Edward Lijewski Jr. 15793 Locke Rd. 315 Hillside Dr.	\$100,000 \$70,000
New Buffalo Construction 9875 Nolan Ave.	\$65,000
Bruce Powalski 7301 Greenbush Rd.	\$140,000
<b>Total Value for Jurisdiction</b>	<b>\$982,365</b>

### Lake

Michael Miller 9194 Woodland Dr.	\$135,000
<b>Total Value for Jurisdiction</b>	<b>\$135,000</b>

### Lincoln

Frank's Construction 4996 Oaklane Path	\$165,000
Huggett Betten Corporation 5353 South Roosevelt Rd.	\$180,150
<b>Total Value for Jurisdiction</b>	<b>\$345,150</b>

### New Buffalo

Homeowner 9902 Community Hall	\$160,000
<b>Total Value for Jurisdiction</b>	<b>\$160,000</b>

### City of St. Joseph

Powell Construction Services, LLC 416 Island Pointe Dr.	\$51,660
<b>Total Value for Jurisdiction</b>	<b>\$51,660</b>
<b>Total Value for County</b>	<b>\$1,674,175</b>

## Muskegon County

### Dalton Township

Homeowner 6607 Lake Ave.	\$82,426
<b>Total Value for Jurisdiction</b>	<b>\$82,426</b>

### Muskegon City

Mike Blackmer Electric Inc. 1473 West Harbour Towne Circle	\$85,318
Nassau Construction 710 East Holbrook Ave.	\$55,000
<b>Total Value for Jurisdiction</b>	<b>\$140,318</b>

### Muskegon Township

Homeowner 106 South Densmore	\$65,092
<b>Total Value for Jurisdiction</b>	<b>\$65,092</b>

### Norton Shores

Bronold Builders 6508 Friedrick Trail	\$50,000
John VanderMaas Builders 4390 Hackley Point Lane	\$120,000
<b>Total Value for Jurisdiction</b>	<b>\$170,000</b>
<b>Total Value for County</b>	<b>\$457,836</b>

## Ottawa County

### Blendon

Homeowner 5975 Tyler	\$40,000
<b>Total Value for Jurisdiction</b>	<b>\$40,000</b>

### Ferrysburg

Orv Sankey, Builder 16087 Suffolk Dr.	\$40,000
<b>Total Value for Jurisdiction</b>	<b>\$40,000</b>

### Grand Haven City

David C. Bos Homes 22 South Harbor Dr. #404	\$114,800
David DAS Builders LLC 442 Slayton St.	\$40,319
Robert Derck 84 Indian Trail	\$100,000
G. Ellens & Son Inc. 20031 Berwyck St. B-13	\$50,000
JAVO Construction 26 Edward Ave. B	\$55,000
Tom Pushaw 67 Poplar Ridge	\$350,000
Bob Rozema 15879 Lake Ave.	\$94,225
Shurlow Custom Homes 19599 North Shore Dr.	\$550,000
West Carpentry 26 Edward Ave.	\$150,000
<b>Total Value for Jurisdiction</b>	<b>\$1,504,344</b>

**Grand Haven Township**

Ayers Property Solutions 15677 Lake Ave.	\$185,000
Michael Bosveld, Builder 16032 Robrick Ave.	\$120,000
Dale Smith Builders 15261 Groesbeck St.	\$51,750
<b>Total Value for Jurisdiction</b>	<b>\$356,750</b>

**Holland City**

Construction Services of West Michigan 304 Winsted Ave.	\$77,518
Homeowner 1185 Beach Dr.	\$65,000
Lunsford Builders 42 East 13th St.	\$238,000
Rod Obbink Builders Inc. 669 Larkwood Dr.	\$45,000
Schippers Construction LLC 92 East 17th St.	\$120,000
T2 Construction Management 1265 Prestwick Dr.	\$55,000
<b>Total Value for Jurisdiction</b>	<b>\$600,518</b>

**Holland Township**

Lakewood Inc. 4150 Sunnyside Dr.	\$600,000
<b>Total Value for Jurisdiction</b>	<b>\$600,000</b>

**Jamestown**

Dan Vos Construction Company 2454 Riley	\$40,000
<b>Total Value for Jurisdiction</b>	<b>\$40,000</b>

**Park**

Bill Monhollon Builders 220 South 160th Ave.	\$80,000
Pine Creek Construction Inc. 987 Post Ave.	\$95,000
Plaggemars Construction 610 Harrington Ave.	\$100,000
Uildriks Construction 2332 Crescent Walk	\$87,500
<b>Total Value for Jurisdiction</b>	<b>\$362,500</b>

**Polkton**

Homeowner 18300 64th Ave.	\$147,000
<b>Total Value for Jurisdiction</b>	<b>\$147,000</b>

**Port Sheldon**

Theodore Homescapes Design Inc. 6901 Holly Dr.	\$195,000
<b>Total Value for Jurisdiction</b>	<b>\$195,000</b>

**Spring Lake Township**

TQ Quality Homes 15738 Connelly	\$130,000
VanderLeek Builders, Inc. 18113 North Shore Estates	\$350,000
<b>Total Value for Jurisdiction</b>	<b>\$480,000</b>

**Wright**

Jeff Segard 515 Garfield	\$100,000
<b>Total Value for Jurisdiction</b>	<b>\$100,000</b>
<b>Total Value for County</b>	<b>\$4,466,112</b>

**Van Buren County****South Haven City**

Thomas P. Henry Jr. 415 Elkenburg St.	\$43,000
Homeowner 209 Clinton St.	\$150,000
Roger Marcy Builders 423 Superior St.	\$50,000
<b>Total Value for Jurisdiction</b>	<b>\$243,000</b>

**South Haven Township**

Homeowner 11340 76th St.	\$40,000
<b>Total Value for Jurisdiction</b>	<b>\$40,000</b>
<b>Total Value for County</b>	<b>\$283,000</b>

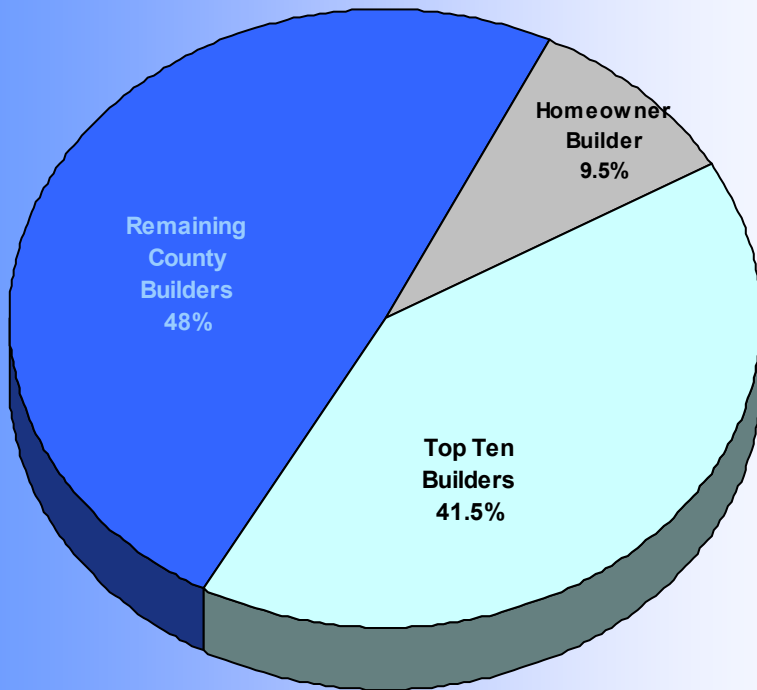
# **SECTION III**

## **BUILDER INFORMATION**

# TOP TEN BUILDERS

## Lakeshore Area

Through the 4<sup>th</sup> Quarter



2013

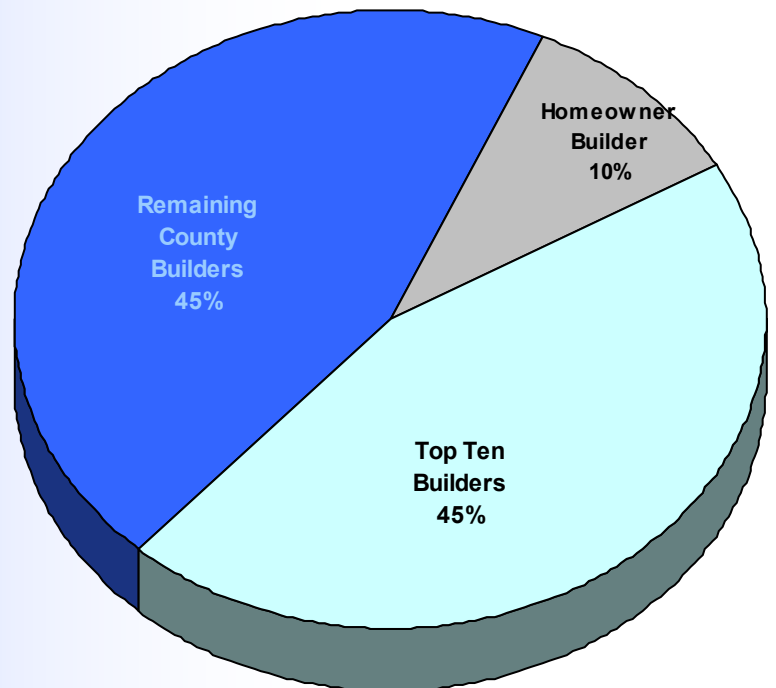
	starts	%
Eastbrook Homes	122	11.8
Jim Tibbe Builders	87	8.4
Allen Edwin Co.	73	7.1
Baumann Building, Inc.	50	4.9
RDI Companies	27	2.6
Meiste Homes	15	1.5
Curt Moran Builders Inc.	14	1.4
Klynt Marcusse Construction	13	1.3
JD Snip Builders, LLC	13	1.3
David C. Bos Homes	12	1.2

78 Homeowner Builders are not used in the list.  
Ties for 10<sup>th</sup> show, but only ten numbers are used for builder %

Through the 4<sup>th</sup> Quarter

2012

	Starts	%
Eastbrook Homes	97	12.5
Jim Tibbe Builders	67	8.6
Allen Edwin Co.	59	7.6
Baumann Building, Inc.	44	5.7
RDI Companies	17	2.2
JD Snip Builders, LLC	16	2.1
David C. Bos Homes	14	1.8
T. Bosgraaf Homes	14	1.8
Brian Meiste Builders Inc.	11	1.4
Curt Moran Builders Inc.	11	1.4



78 Homeowner Builders are not used in the list\*  
Ties for 10<sup>th</sup> show, but only ten numbers are used for builder %

# BUILDER RANKING LIST

YTD Totals. Single family home starts for this report area.

Eastbrook Homes	122	Freed & Viereck LLC	3	Jason Beecham	1
Homeowner	98	Bruce LaBaumbard	3	Belfor USA, Inc.	1
Jim Tibbe Builders	87	Lee Allen Homes	3	Benchmark Building & Dev. LLC	1
Allen Edwin Co.	73	Bill Monhollon Builders	3	Best Builders	1
Baumann Building, Inc.	50	Sand Creek Constrction Inc.	3	Beyer Construction LLC	1
RDI Companies	27	Synergy Custom Homes LLC	3	Boelema Builders LLC	1
Meiste Homes	15	Kris Thorsen Builders	3	Steve Boersema	1
Curt Moran Builders Inc.	14	Randall Scott VanderKolk	3	Boorsma Construction	1
Klynt Marcusse Construction	13	Craig VanDriel Builder LLC	3	Bosgraaf Company	1
JD Snip Builders, LLC	13	Samuel T. Wakefield Custom Builders	3	Boverhof Builders	1
David C. Bos Homes	12	American Living Inc.	2	Barry Boyer	1
T. Bosgraaf Homes	11	Bent Tree Construction	2	BPS Builders, LLC	1
Doug Ulberg	11	Bosco Construction	2	Daniel Brentana Construction Inc.	1
Celebrity Builders LLC	8	Jeff Burke	2	Brower Brothers Construction Co.	1
Ronald V. Stroup	8	David Charles Construction	2	Steve Bruinsma	1
Wagner Builders, Inc.	8	Scott Christopher Homes, Inc.	2	Carbon Footprint Home Improvement	1
Tim Schollaart	7	CL Construction Inc.	2	Carlson Construction	1
Schout Builders, Inc.	7	Cnossen Construction	2	Mark A. Chandonnet	1
Koetje Builders, Inc.	6	James A. Cook Builders Inc.	2	Steffey Chip	1
Powell Construction Services, LLC	6	Creative Dimensions, Inc.	2	Christie Custom Builders	1
Ridgeline Homes Inc.	6	Custom Carpentry	2	Classic Home Construction	1
Smith Development	6	Engelsma Homes LLC	2	Classic Homes & Development	1
VerWoert Construction	6	Excel Builders Inc.	2	Cornerstone Builders & Associates	1
Advanced Building & Construction	5	Gale Builders, Inc.	2	Countryside Builders	1
Aukeman Development	5	Doug Geerlings Builders LLC	2	Thomas J. Courtright	1
Bouwkamp Builders	5	Jeff Glashower Builder Inc.	2	Cranberry Lake Construction	1
Homes by Gary Byker	5	Harbor Habitat for Humanity	2	Creative Custom Builders	1
Covenant One, LLC	5	Ira Hite Builders LLC	2	John Crittenden	1
DeHaan Homes	5	Holland Log & Cedar Homes	2	D & K Engineered Construction	1
Galloway Homes	5	Insignia Homes	2	Bill Damaske	1
Jack Katerberg	5	Daniel R. Jacob	2	Darpel & Assoc. Builders, Inc.	1
Lakeshore Habitat for Humanity Inc.	5	Chris Jansen	2	DeFrell Builders, Inc.	1
Redstone Homes	5	JDH Construction	2	DeGroot Construction LLC	1
The Troxel CompanyTroxel Company	5	Ron Kucharzyk	2	PA DeHaan	1
Blue Water Custom Homes LLC	4	MGK Signiture Homes	2	Dehart Builders, LLC	1
Branch Construction	4	Nicholson Custom Home Building, LLC	2	Dible Builders, Inc.	1
Buffum Builders LLC	4	Rod Obbink Builders Inc.	2	Steve Diekema	1
Cottage Homes	4	SAJ Builders	2	John Doctor	1
Design Build Concepts, Inc.	4	Wade Schut Builder, Inc.	2	Dunes Development LLC	1
Hillcrest Construction, Inc.	4	Kevin Smith	2	Eagle Creek Construction	1
J & J Concepts, LLC	4	Timberidge Builders of West MI	2	Eastbrook Construction, Inc.	1
JPD Construction, LLC	4	Tri-Cities Habitat for Humanity	2	Scott Ebels	1
KBH Homes	4	Trubuilt Builders	2	Mark Edwards	1
Leatherman Builders	4	Andrew Ulberg	2	Endeavor Building Systems, LLC	1
Miedema General Contractors	4	Jim Veldink	2	Fremont Homes, Inc.	1
Mike Schaap Builders Inc.	4	Robert Wagenmaker	2	Glacier Construction LLC	1
Triple R Construction, LLC	4	Jim Westing	2	Glas Associates	1
Jack Workman	4	Norm Zielke Residential Builer, Inc.	2	Greg Glaske	1
Zahn Builders Inc.	4	Allen Home Builders, Inc.	1	GLS Custom Homes Inc.	1
Jim Aukeman Builders Inc.	3	Paul Altman	1	Go Logic	1
Bolt & Hunefeld Builders	3	Don Anthony Builders	1	Grand Rapids Building Repair	1
David Brower Builder Inc.	3	Ballantyne Builders, Inc.	1	Grassmid Builders	1
Dan Burrill	3	BDR Custom Homes	1	GREENSpan Construction	1
Brent DeYoung Builder Inc.	3	Becht Construction LLC	1	Scott Gregory Designer Homes	1
Duer Building & Design	3	Becker & Sanders, LLC	1	Bruce Grifhorst	1

Rick Groenhof	1	Dave Newhof	1	T. Andy Stroup	1
Groot Builders, Inc.	1	Nitz Design Builders Inc.	1	Surpass Inc.	1
Hamstra Builders LLC	1	Nugent Builders, Inc.	1	Todd C. Swanson	1
Harder Construction, LLC	1	DA Nyenhuis Inc.	1	Sytsma Construction LLC	1
Jonathon P. Haveman	1	O'Sullivan Builders	1	Joel Terpstra	1
HB Construction	1	Ottawa Area Intermediate Schools	1	Terpstra Custom Homes	1
Heartland Builders, LLC	1	Thomas Oudsema	1	Timberstone Builders	1
Helms Custom Homes	1	Lane Perrin	1	Timmerman Homes & Properties LLC	1
Richard Heys, Builder	1	Jason Peterman	1	Tipton Construction	1
Highpoint Construction	1	Pine Creek Construction Inc.	1	Tollas Construction	1
Mike Hill Construction	1	Platinum Construction & Associates	1	Topp Construction	1
Darin Holman	1	Polak Builders	1	Triple K Properties	1
Home Specialists LLC	1	Dwayne Potter	1	Twa Construction	1
Homes by DK	1	Premier Home Builders LLC	1	Josh Ulberg	1
Robert Jackson Construction	1	Premier Home Builders, LLC	1	James VanBaren	1
Jaeger Quality Construction	1	Prism Construction	1	Jeff VanBaren	1
Jarzembowski Builders, Inc.	1	Pro Line Custon Construction, Inc.	1	Randy Vance	1
Michael James Johnson	1	Dave Prusa Construction	1	VanDam & Krusinga	1
Dale Kalsbeck	1	Brad Pugh	1	Todd VandeGuchte	1
Kempf Construction	1	Dan Raak Builders	1	VanderVen Construction, Inc.	1
Neal King	1	Eric Raha	1	Roger VanDyke	1
Mike Klumpstra	1	James Rau Builder	1	David VanHaitsma	1
Wes Knoper	1	Regina Homes	1	Dave Visser Builder, LLC	1
KR Construction	1	Paul Rewa	1	Karla J. Wagner, Builder	1
Victor Kuiper	1	RHC Contracting LLC	1	Weatherbee Homes Inc.	1
Lakewood Inc.	1	Roersma & Wurn	1	Weatherwax Construction And	1
Land & Homes Inc.	1	Joe Saintz	1	Weaver Builders	1
Ledger Builders	1	Schmidke Construction & Contracting	1	West Michigan Home & Lawn Care	1
Edward Lijewski Jr.	1	Schmidt Construction & Remodeling	1	Tom Whitman	1
Little Valley Homes	1	Schultz Builders LLC	1	Whitwam Construction	1
Ryan James Livingston	1	Jeff Segard	1	Skipp Williams	1
Lunsford Builders	1	Select Building & Design	1	CB Wilson Construction	1
Maier Homes	1	Sernau Construction Inc.	1	Wilson Construction Co.	1
Jerry Mannes Builder	1	Mark Shirey	1	Dennis Witteveen Builders, Inc.	1
Matrix Construction Inc.	1	Shoreline Development Co.	1	Zichterman Builders	1
McConomy Construction	1	Dennis Smallegan	1	Zielke Homes & Improvement	1
Edward Morden	1	Snellink Builders	1	Ken Zoodsma Builders, Inc.	1
Matt Morse	1	Jonathan Sterk	1		
MRP Construction	1	Stronghold Homes LLC	1		



## BUILDER STARTS COMPARED TO PRIOR YEAR

Klynt Marcusse Construction	13	2	550.00%	Steve Bruinsma	1	1	0.00%
Ridgeline Homes Inc.	6	1	500.00%	Jeff Burke	2	2	0.00%
DeHaan Homes	5	1	400.00%	DeGroot Construction LLC	1	1	0.00%
Lakeshore Habitat for Humanity Inc.	5	1	400.00%	Scott Christopher Homes, Inc.	2	2	0.00%
Mike Schaap Builders Inc.	4	1	300.00%	Darapel & Assoc. Builders, Inc.	1	1	0.00%
Celebrity Builders LLC	8	2	300.00%	Cottage Homes	4	4	0.00%
Miedema General Contractors	4	1	300.00%	GREENSpan Construction	1	1	0.00%
Wagner Builders, Inc.	8	2	300.00%	Eastbrook Construction, Inc.	1	1	0.00%
Tim Schollaart	7	2	250.00%	Ryan James Livingston	1	1	0.00%
Duer Building & Design	3	1	200.00%	Jeff Segard	1	1	0.00%
Powell Construction Services, LLC	6	2	200.00%	Synergy Custom Homes LLC	3	3	0.00%
Brent DeYoung Builder Inc.	3	1	200.00%	Timberidge Builders of West MI	2	2	0.00%
David Brower Builder Inc.	3	1	200.00%	Josh Ulberg	1	1	0.00%
Craig VanDriel LLC	3	1	200.00%	VanDam & Krusinga	1	1	0.00%
Freed & Viereck LLC	3	1	200.00%	James Rau Builder	1	1	0.00%
Galloway Homes	5	2	150.00%	Dan Raak Builders	1	1	0.00%
Bouwkamp Builders	5	2	150.00%	Dwayne Potter	1	1	0.00%
The Troxel CompanyTroxel Company	5	2	150.00%	Platinum Construction & Associates	1	1	0.00%
Crossen Construction	2	1	100.00%	Jonathan Sterk	1	1	0.00%
SAJ Builders	2	1	100.00%	Jerry Mannes Builder	1	1	0.00%
Jeff Glashower Builder Inc.	2	1	100.00%	Wade Schut Builder, Inc.	2	2	0.00%
Doug Geerlings Builders LLC	2	1	100.00%	Kempf Construction	1	1	0.00%
Insignia Homes	2	1	100.00%	Skipp Williams	1	1	0.00%
Rod Obbink Builders Inc.	2	1	100.00%	Whitwam Construction	1	1	0.00%
Ron Kucharzyk	2	1	100.00%	Heartland Builders, LLC	1	1	0.00%
Design Build Concepts, Inc.	4	2	100.00%	Daniel R. Jacob	2	2	0.00%
Zahn Builders Inc.	4	2	100.00%	Wes Knoper	1	1	0.00%
VerWoert Construction	6	3	100.00%	Koetje Builders, Inc.	6	6	0.00%
JDH Construction	2	1	100.00%	Samuel T. Wakefield Custom Builders	3	3	0.00%
Jim Westing	2	1	100.00%	Bruce LaBaumbard	3	3	0.00%
Redstone Homes	5	3	66.67%	Roger VanDyke	1	1	0.00%
Aukeman Development	5	3	66.67%	Homes by DK	1	1	0.00%
Ronald V. Stroup	8	5	60.00%	David C. Bos Homes	12	14	-14.29%
RDI Companies	27	17	58.82%	Homes by Gary Byker	5	6	-16.67%
Dan Burrill	3	2	50.00%	JD Snip Builders, LLC	13	16	-18.75%
Smith Development	6	4	50.00%	T. Bosgraaf Homes	11	14	-21.43%
Doug Ulberg	11	8	37.50%	Bill Monhollon Builders	3	4	-25.00%
Meiste Homes	15	11	36.36%	Schout Builders, Inc.	7	10	-30.00%
Branch Construction	4	3	33.33%	Harbor Habitat for Humanity	2	3	-33.33%
J & J Concepts, LLC	4	3	33.33%	Lee Allen Homes	3	5	-40.00%
Jim Tibbe Builders	87	67	29.85%	Allen Home Builders, Inc.	1	2	-50.00%
Allen Edwin Co.	73	57	28.07%	Dennis Witteveen Builders, Inc.	1	2	-50.00%
Curt Moran Builders Inc.	14	11	27.27%	HB Construction	1	2	-50.00%
Eastbrook Homes	122	97	25.77%	Grassmid Builders	1	2	-50.00%
Baumann Building, Inc.	50	44	13.64%	Classic Home Construction	1	2	-50.00%
Becker & Sanders, LLC	1	1	0.00%	Eagle Creek Construction	1	2	-50.00%
Excel Builders Inc.	2	2	0.00%	Twa Construction	1	2	-50.00%
Gale Builders, Inc.	2	2	0.00%	Dale Kalsbeck	1	2	-50.00%
Bolt & Hunefeld Builders	3	3	0.00%	Ledger Builders	1	2	-50.00%
Boorsma Construction	1	1	0.00%	Buffum Builders LLC	4	9	-55.56%
BDR Custom Homes	1	1	0.00%	Weatherbee Homes Inc.	1	3	-66.67%
BPS Builders, LLC	1	1	0.00%	Engelsma Homes LLC	2	8	-75.00%
Dunes Development LLC	1	1	0.00%	Roersma & Wurm	1	4	-75.00%
CL Construction Inc.	2	2	0.00%	Boverhof Builders	1	5	-80.00%

# BUILDER RANKING BY AVERAGE VALUE

Values reported as Construction Value on permits

	# of starts	Average value			
Nitz Design Builders Inc.	1	\$2,400,800	Ridgeline Homes Inc.	6	\$344,333
Mike Schaap Builders Inc.	4	\$1,187,500	VanDam & Krusinga	1	\$342,947
Lakewood Inc.	1	\$1,030,000	Jim Westing	2	\$341,718
Scott Christopher Homes, Inc.	2	\$1,013,313	Grand Rapids Building Repair	1	\$340,000
Becker & Sanders, LLC	1	\$1,000,000	Snellink Builders	1	\$340,000
Prism Construction	1	\$950,000	Doug Geerlings Builders LLC	2	\$338,085
CB Wilson Construction	1	\$896,000	Celebrity Builders LLC	8	\$325,588
Sernau Construction Inc.	1	\$855,000	Kempf Construction	1	\$325,000
Glas Associates	1	\$840,000	David C. Bos Homes	12	\$324,552
Go Logic	1	\$800,240	Synergy Custom Homes LLC	3	\$318,333
CL Construction Inc.	2	\$698,262	Tollas Construction	1	\$312,285
Cottage Homes	4	\$691,250	Hillcrest Construction, Inc.	4	\$311,250
Wagner Builders, Inc.	8	\$658,875	Twa Construction	1	\$309,500
BDR Custom Homes	1	\$600,000	JPD Construction, LLC	4	\$309,000
Homes by Gary Byker	5	\$596,600	Joel Terpstra	1	\$309,000
Shoreline Development Co.	1	\$592,000	Daniel R. Jacob	2	\$300,263
Norm Zielke Residential Builer, Inc.	2	\$582,500	Bill Damaske	1	\$300,000
Christie Custom Builders	1	\$550,000	Dehart Builders, LLC	1	\$300,000
Jeff Burke	2	\$537,500	Ottawa Area Intermediate Schools	1	\$300,000
Design Build Concepts, Inc.	4	\$537,500	Stronghold Homes LLC	1	\$300,000
Steffey Chip	1	\$530,000	Zichterman Builders	1	\$297,000
Scott Gregory Designer Homes	1	\$529,120	T. Andy Stroup	1	\$296,000
Engelsma Homes LLC	2	\$525,000	Jeff Segard	1	\$295,000
Barry Boyer	1	\$515,680	Robert Wagenmaker	2	\$291,053
Michael James Johnson	1	\$508,322	Ron Kucharzyk	2	\$287,500
The Troxel CompanyTroxel Company	5	\$504,610	Blue Water Custom Homes LLC	4	\$286,875
DeFrell Builders, Inc.	1	\$499,975	Jim Veldink	2	\$285,000
Highpoint Construction	1	\$498,000	Craig VanDriel Builder LLC	3	\$283,333
Tom Whitman	1	\$492,000	James A. Cook Builders Inc.	2	\$282,000
Whitwam Construction	1	\$492,000	O'Sullivan Builders	1	\$280,000
Regina Homes	1	\$490,000	Timberstone Builders	1	\$280,000
DeHaan Homes	5	\$484,200	Meiste Homes	15	\$275,696
Select Building & Design	1	\$460,000	John Crittenden	1	\$275,000
Comerstone Builders & Associates	1	\$450,000	Pro Line Custon Construction, Inc.	1	\$275,000
Mike Hill Construction	1	\$450,000	Smith Development	6	\$274,672
Sytsma Construction LLC	1	\$450,000	Beyer Construction LLC	1	\$274,000
Ledger Builders	1	\$447,396	Dave Visser Builder, LLC	1	\$270,800
Insignia Homes	2	\$437,500	Dunes Development LLC	1	\$270,000
Jerry Mannes Builder	1	\$435,000	Holland Log & Cedar Homes	2	\$270,000
Zahn Builders Inc.	4	\$426,369	Trubuilt Builders	2	\$267,500
Carlson Construction	1	\$425,000	JD Snip Builders, LLC	13	\$263,615
Custom Carpentry	2	\$425,000	Jonathan Sterk	1	\$262,000
James Rau Builder	1	\$417,900	GREENSpan Construction	1	\$260,765
Schmidke Construction & Contracting	1	\$415,000	Benchmark Building & Dev. LLC	1	\$260,460
Terpstra Custom Homes	1	\$415,000	Excel Builders Inc.	2	\$259,000
Bill Monhollon Builders	3	\$413,333	VerWoert Construction	6	\$257,500
DA Nyenhuis Inc.	1	\$410,500	Tipton Construction	1	\$255,000
Galloway Homes	5	\$404,560	Jack Katerberg	5	\$254,000
Robert Jackson Construction	1	\$400,000	Kevin Smith	2	\$251,000
Jarzembowski Builders, Inc.	1	\$400,000	Allen Home Builders, Inc.	1	\$250,000
D & K Engineered Construction	1	\$397,968	GLS Custom Homes Inc.	1	\$250,000
David VanHaitsma	1	\$390,000	Matrix Construction Inc.	1	\$250,000
Zielke Homes & Improvement	1	\$390,000	Nicholson Custom Home Building, LLC	2	\$250,000
Bouwkamp Builders	5	\$383,000	Roersma & Wum	1	\$250,000
Hamstra Builders LLC	1	\$380,000	Roger VanDyke	1	\$250,000
Gale Builders, Inc.	2	\$377,500	Weatherwax Construction And Custom Woodworking	1	\$250,000
J & J Concepts, LLC	4	\$375,500	Jonathon P. Haveman	1	\$249,000
Ken Zoodsma Builders, Inc.	1	\$375,000	McConomy Construction	1	\$249,000
Tim Schollaart	7	\$370,000	Ballantyne Builders, Inc.	1	\$248,000
David Charles Construction	2	\$367,000	Eric Raha	1	\$248,000
Heartland Builders, LLC	1	\$365,000	Belfor USA, Inc.	1	\$247,063
Classic Homes & Development	1	\$364,000	Karla J. Wagner, Builder	1	\$245,000
Freed & Viereck LLC	3	\$362,894	Schultz Builders LLC	1	\$242,188
Dible Builders, Inc.	1	\$351,246	Curt Moran Builders Inc.	14	\$241,774
Richard Heys, Builder	1	\$351,000	Countryside Builders	1	\$240,000
Glacier Construction LLC	1	\$350,000	Cranberry Lake Construction	1	\$240,000
Harder Construction, LLC	1	\$350,000	Creative Custom Builders	1	\$240,000
Home Specialists LLC	1	\$350,000	Jason Peterman	1	\$240,000
			Jeff VanBaren	1	\$236,946



Topp Construction	1	\$234,000	Creative Dimensions, Inc.	2	\$170,000
Crossen Construction	2	\$232,500	Mark Edwards	1	\$170,000
Greg Glaske	1	\$231,295	Brad Pugh	1	\$170,000
Helms Custom Homes	1	\$230,000	Ira Hite Builders LLC	2	\$166,901
Pine Creek Construction Inc.	1	\$230,000	Advanced Building & Construction	5	\$165,000
Powell Construction Services, LLC	6	\$228,961	David Brower Builder Inc.	3	\$163,667
DeGroot Construction LLC	1	\$225,000	Eastbrook Construction, Inc.	1	\$163,000
Victor Kuiper	1	\$225,000	Jaeger Quality Construction	1	\$160,000
Matt Morse	1	\$225,000	Neal King	1	\$160,000
Platinum Construction & Associates	1	\$225,000	Premier Home Builders, LLC	1	\$160,000
SAJ Builders	2	\$224,319	Wes Knoper	1	\$158,544
Brower Brothers Construction Co.	1	\$220,000	Klynt Marcusse Construction	13	\$157,308
Premier Home Builders LLC	1	\$220,000	American Living Inc.	2	\$156,500
Duer Building & Design	3	\$218,117	Brent DeYoung Builder Inc.	3	\$155,000
Dennis Smallegan	1	\$217,000	Lunsford Builders	1	\$155,000
VanderVen Construction, Inc.	1	\$216,000	Maier Homes	1	\$155,000
Redstone Homes	5	\$215,564	Bruce LaBaumbard	3	\$154,000
Boelema Builders LLC	1	\$215,000	Paul Altman	1	\$152,000
Rod Obbink Builders Inc.	2	\$214,000	Dale Kalsbeck	1	\$152,000
Timmerman Homes & Properties LLC	1	\$213,000	Becht Construction LLC	1	\$150,000
Lee Allen Homes	2	\$212,974	Dan Burrill	3	\$150,000
Chris Jansen	2	\$212,500	Steve Diekema	1	\$150,000
Aukeman Development	5	\$211,800	Edward Lijewski Jr.	1	\$150,000
T. Bosgraaf Homes	11	\$211,182	Lane Perrin	1	\$150,000
Daniel Brentana Construction Inc.	1	\$210,000	Weatherbee Homes Inc.	1	\$150,000
PA DeHaan	1	\$210,000	Skipp Williams	1	\$150,000
Grassmid Builders	1	\$210,000	Dennis Witteveen Builders, Inc.	1	\$150,000
Dave Prusa Construction	1	\$210,000	Endeavor Building Systems, LLC	1	\$148,800
Paul Rewa	1	\$210,000	Leatherman Builders	4	\$145,250
Groot Builders, Inc.	1	\$208,000	Bruce Grifhorst	1	\$145,000
KR Construction	1	\$204,900	Doug Ulberg	11	\$143,021
Homeowner	98	\$203,217	Bosgraaf Company	1	\$143,000
Wilson Construction Co.	1	\$203,200	Mark Shirey	1	\$142,000
Timberidge Builders of West MI	2	\$202,500	Darpel & Assoc. Builders, Inc.	1	\$140,000
Branch Construction	4	\$201,125	John Doctor	1	\$140,000
Boverhof Builders	1	\$200,000	Land & Homes Inc.	1	\$140,000
MRP Construction	1	\$200,000	Andrew Ulberg	2	\$136,500
Dan Raak Builders	1	\$200,000	Nugent Builders, Inc.	1	\$135,100
Josh Ulberg	1	\$200,000	Miedema General Contractors	4	\$131,342
James VanBaren	1	\$200,000	Randy Vance	1	\$129,000
JDH Construction	2	\$198,000	Ronald V. Stroup	6	\$127,833
RDI Companies	27	\$195,341	Rick Groenhof	1	\$126,800
Jim Aukeman Builders Inc.	3	\$195,000	Wade Schut Builder, Inc.	2	\$125,750
Allen Edwin Co.	73	\$194,217	Best Builders	1	\$125,000
Eastbrook Homes	122	\$193,908	Covenant One, LLC	5	\$125,000
Thomas J. Courtright	1	\$192,253	Jeff Glashower Builder Inc.	2	\$122,500
Scott Ebels	1	\$190,000	Edward Morden	1	\$120,976
Dave Newhof	1	\$190,000	Schout Builders, Inc.	7	\$120,515
Koetje Builders, Inc.	6	\$188,000	HB Construction	1	\$120,000
Mark A. Chandonnet	1	\$187,480	Ryan James Livingston	1	\$120,000
Baumann Building, Inc.	49	\$187,283	Todd C. Swanson	1	\$119,200
Jack Workman	4	\$186,500	KBH Homes	4	\$112,500
Dwayne Potter	1	\$186,000	Jason Beecham	1	\$110,000
Weaver Builders	1	\$186,000	Mike Klumpstra	1	\$110,000
Don Anthony Builders	1	\$185,000	RHC Contracting LLC	1	\$110,000
BPS Builders, LLC	1	\$185,000	Triple R Construction, LLC	4	\$106,250
Sand Creek Constrction Inc.	3	\$185,000	Tri-Cities Habitat for Humanity	2	\$105,765
Kris Thorsen Builders	3	\$184,305	Lakeshore Habitat for Humanity Inc.	5	\$105,600
Boorsma Construction	1	\$180,000	Todd VandeGuchte	1	\$104,000
Steve Bruinsma	1	\$180,000	Bolt & Hunefeld Builders	3	\$103,333
Classic Home Construction	1	\$180,000	Steve Boersema	1	\$103,000
Eagle Creek Construction	1	\$180,000	Thomas Oudsema	1	\$100,000
Jim Tibbe Builders	86	\$176,925	Triple K Properties	1	\$92,000
Samuel T. Wakefield Custom Builders	3	\$176,833	Randall Scott VanderKolk	3	\$91,667
Carbon Footprint Home Improvement	1	\$176,488	Harbor Habitat for Humanity	2	\$90,000
Darin Holman	1	\$175,000	MGK Signiture Homes	2	\$90,000
Homes by DK	1	\$175,000	West Michigan Home & Lawn Care	1	\$90,000
Polak Builders	1	\$174,000	Schmidt Construction & Remodeling	1	\$85,000
Little Valley Homes	1	\$171,563	Fremont Homes, Inc.	1	\$61,000
Buffum Builders LLC	4	\$171,250	Joe Saintz	1	\$45,000
Bent Tree Construction	2	\$170,000			

# BUILDER RANKING BY SQUARE FOOTAGE

YTD Totals. Single family home starts for this report area

	# of starts	Average SF			
Nitz Design Builders Inc.	1	15,000	Matrix Construction Inc.	1	2,700
CB Wilson Construction	1	7,608	Curt Moran Builders Inc.	13	2,696
Meiste Homes	1	6,906	Twa Construction	1	2,696
Scott Gregory Designer Homes	1	5,793	Jack Katerberg	5	2,693
Prism Construction	1	5,267	Robert Wagenmaker	1	2,678
Jeff Burke	1	5,177	Allen Home Builders, Inc.	1	2,671
Sernau Construction Inc.	1	4,750	Carlson Construction	1	2,644
Highpoint Construction	1	4,556	D & K Engineered Construction	1	2,626
CL Construction Inc.	1	4,507	Craig VanDriel Builder LLC	3	2,594
MRP Construction	1	4,486	Ron Kucharzyk	2	2,529
Homes by Gary Byker	5	4,451	Dan Raak Builders	1	2,527
Richard Heys, Builder	1	4,384	Nicholson Custom Home Building, LLC	2	2,518
Design Build Concepts, Inc.	3	4,283	Daniel R. Jacob	2	2,511
DeFrell Builders, Inc.	1	4,140	Kris Thorsen Builders	1	2,441
Dible Builders, Inc.	1	4,080	Endeavor Building Systems, LLC	1	2,419
T. Bosgraaf Homes	3	3,968	VerWoert Construction	6	2,406
Zichterman Builders	1	3,865	Dunes Development LLC	1	2,400
Norm Zielke Residential Builer, Inc.	2	3,850	Thomas J. Courtright	1	2,394
JPD Construction, LLC	1	3,744	Dennis Smallegan	1	2,391
Boverhof Builders	1	3,702	Smith Development	5	2,387
DA Nyenhuis Inc.	1	3,582	Eastbrook Homes	65	2,374
Classic Homes & Development	1	3,575	Snellink Builders	1	2,364
Stronghold Homes LLC	1	3,531	Jonathan Sterk	1	2,364
Excel Builders Inc.	2	3,525	Jim Veldink	2	2,362
Kempf Construction	1	3,506	Wes Knoper	1	2,332
DeGroot Construction LLC	1	3,490	Harder Construction, LLC	1	2,307
Synergy Custom Homes LLC	3	3,473	T. Andy Stroup	1	2,296
J & J Concepts, LLC	3	3,471	Buffum Builders LLC	4	2,282
Ridgeline Homes Inc.	6	3,467	Allen Edwin Co.	34	2,281
Holland Log & Cedar Homes	2	3,443	Homeowner	74	2,253
DeHaan Homes	3	3,406	RDI Companies	27	2,229
Tim Schollaart	7	3,387	Scott Christopher Homes, Inc.	1	2,216
Blue Water Custom Homes LLC	4	3,352	Jason Peterman	1	2,204
Bill Damaske	1	3,350	Helms Custom Homes	1	2,195
Jeff Segard	1	3,324	Groot Builders, Inc.	1	2,172
Jim Westing	2	3,302	Trubuilt Builders	2	2,158
Jeff VanBaren	1	3,288	Dehart Builders, LLC	1	2,152
Ledger Builders	1	3,282	Duer Building & Design	2	2,146
Classic Home Construction	1	3,277	Boelema Builders LLC	1	2,100
Cottage Homes	2	3,234	Roersma & Wurm	1	2,090
Creative Custom Builders	1	3,198	James VanBaren	1	2,088
Karla J. Wagner, Builder	1	3,190	Tollas Construction	1	2,085
Paul Altman	1	3,160	Jim Aukeman Builders Inc.	3	2,063
Gale Builders, Inc.	1	3,158	Steve Bruinsma	1	2,052
James A. Cook Builders Inc.	2	3,149	Pro Line Custon Construction, Inc.	1	2,050
Steffey Chip	1	3,142	GLS Custom Homes Inc.	1	2,028
Cnossen Construction	1	3,128	Homes by DK	1	2,019
VanderVen Construction, Inc.	1	3,104	Ballantyne Builders, Inc.	1	1,987
Boorsma Construction	1	3,100	David Charles Construction	1	1,980
David VanHaitsma	1	3,039	Chris Jansen	2	1,976
Comerstone Builders & Associates	1	3,020	Little Valley Homes	1	1,976
Jack Workman	2	3,019	Sand Creek Constrction Inc.	3	1,961
Hillcrest Construction, Inc.	2	2,992	Eastbrook Construction, Inc.	1	1,960
Victor Kuiper	1	2,970	Jim Tibbe Builders	64	1,960
Heartland Builders, LLC	1	2,930	Don Anthony Builders	1	1,935
Land & Homes Inc.	1	2,903	Eagle Creek Construction	1	1,935
David C. Bos Homes	5	2,881	James Rau Builder	1	1,908
Josh Ulberg	1	2,870	The Troxel CompanyTroxel Company	1	1,908
Joel Terpstra	1	2,869	Baumann Building, Inc.	14	1,905
Roger VanDyke	1	2,830	Mark Shirey	1	1,904
Regina Homes	1	2,828	Dave Prusa Construction	1	1,888
Kevin Smith	2	2,818	Matt Morse	1	1,855
Wagner Builders, Inc.	8	2,800	Klynt Marcusse Construction	12	1,841
Premier Home Builders, LLC	1	2,772	Wilson Construction Co.	1	1,835
Celebrity Builders LLC	6	2,764	David Brower Builder Inc.	2	1,823
John Crittenden	1	2,757	Branch Construction	2	1,822
Aukeman Development	5	2,736	SAJ Builders	1	1,792
Grand Rapids Building Repair	1	2,704			

Weaver Builders	1	1,791	Maier Homes	1	1,557
McConomy Construction	1	1,790	HB Construction	1	1,554
Pine Creek Construction Inc.	1	1,777	Rod Obbink Builders Inc.	1	1,536
West Michigan Home & Lawn Care	1	1,775	Randall Scott VanderKolk	3	1,509
Bruce Griffhorst	1	1,772	Lane Perrin	1	1,501
JD Snip Builders, LLC	5	1,757	Wade Schut Builder, Inc.	2	1,484
Greg Glaske	1	1,716	Doug Ulberg	11	1,472
Daniel Brentana Construction Inc.	1	1,700	Bill Monhollon Builders	1	1,471
Lee Allen Homes	2	1,700	Ronald V. Stroup	6	1,469
Countryside Builders	1	1,695	John Doctor	1	1,460
Premier Home Builders LLC	1	1,684	Schout Builders, Inc.	7	1,444
Zahn Builders Inc.	1	1,680	Steve Boersema	1	1,440
Mark Edwards	1	1,678	Leatherman Builders	4	1,429
Dwayne Potter	1	1,672	Dale Kalsbeck	1	1,400
Brent DeYoung Builder Inc.	3	1,671	Skipp Williams	1	1,376
JDH Construction	2	1,656	Best Builders	1	1,359
Timmerman Homes & Properties LLC	1	1,649	Covenant One, LLC	5	1,357
Timberidge Builders of West MI	1	1,632	Andrew Ulberg	2	1,348
Nugent Builders, Inc.	1	1,631	Triple R Construction, LLC	4	1,327
Advanced Building & Construction	2	1,626	Fremont Homes, Inc.	1	1,296
Bolt & Hunefeld Builders	3	1,622	RHC Contracting LLC	1	1,296
Ira Hite Builders LLC	1	1,615	Todd C. Swanson	1	1,225
Dan Burrill	1	1,602	MGK Signature Homes	2	1,216
Samuel T. Wakefield Custom Builders	1	1,601	Darapel & Assoc. Builders, Inc.	1	1,150
Jeff Glashower Builder Inc.	2	1,595	Triple K Properties	1	1,064
GREENSpan Construction	1	1,588	Thomas Oudsema	1	1,040
Bouwkamp Builders	1	1,586	Miedema General Contractors	2	1,033
Koetje Builders, Inc.	6	1,572	Mike Klumpstra	1	1,032
Joe Saintz	1	1,568	Randy Vance	1	989
Brower Brothers Construction Co.	1	1,562			

## NEW BUILDERS

### For the fourth quarter.

In this quarter Builder Track recorded the following "new" builders in the coverage area. Some of these builders may have been active in other areas or active under another name.

Company Name and Address	# of starts
Leatherman Builders	4
Carbon Footprint Home Improvement	1
Countryside Builders	1
PA DeHaan	1
Dehart Builders, LLC	1
Mark Edwards	1
Richard Heys, Builder	1
Robert Jackson Construction	1
MRP Construction	1
Jason Peterman	1
Select Building & Design	1
T. Andy Stroup	1
Randy Vance	1
Karla J. Wagner, Builder	1
West Michigan Home & Lawn Care	1
913 W. Hile Rd. Muskegon, MI 49441	
449 Grant Ave. Grand Haven, MI 49417	
4369 137th Ave. Hamilton, MI 49419	
2021 Palmerton Ct. NE Grand Rapids, MI 49505	
54975 Cranberry St. Marcellus, MI 49067	
1454 E. Hinchman Rd. Berrien Springs, MI 49103	
7349 Packer Dr. Belmont, MI 49306	
PO Box 106 Stevensville, MI 49127	
6845 CR 362 Watervliet, MI 49098	
11258 Wild Pond Dr. Rockford, MI 49431	
3767 Oak Harbor St. Kalamazoo, MI 49009	
15004 Thoroughbred Run Spring Lake, MI 49456	
5225 8th Ave. Grandville, MI 49418	
7530 Boulder Bluff Jenison, MI 49428	
737 Crofton Ave. SE Grand Rapids, MI 49507	