



**Kalamazoo/Allegan-Barry Area
QUARTERLY REPORT**

4th Quarter Residential – 2015

Contents

Section I

At A Glance Charts

4

Section II

Home Start Information

Jurisdiction Summary Statistics	13
Builder Starts and Value Ranges per Jurisdiction	16
Single Family Starts by Construction Value	21
Single Family Starts by Square Footage	24
Single Family Square Footage Average by County	25
Average Square Footage per Jurisdiction	26
Multi Family Starts	27
Remodels and Additions	28

Section III

Builder Information

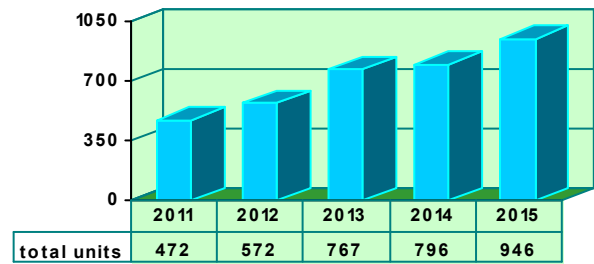
Top Ten Builders	31
Builder Ranking Listing	32
Builder Starts Compared to Last Year	34
Builder Ranking by Average Value	35
Builder Ranking by Square Footage	37
New Builders	38

SECTION I

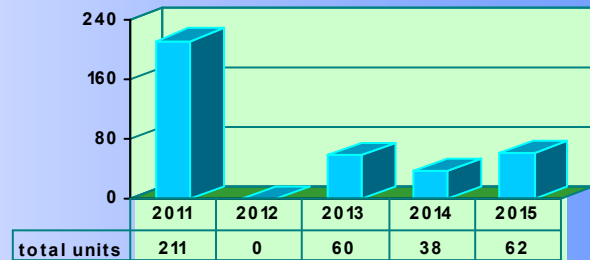
AT A GLANCE

Kalamazoo/Allegan/Barry Area

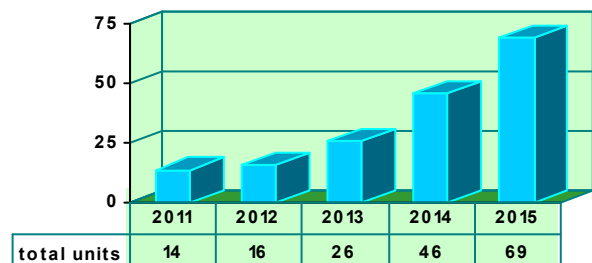
Single Family Home starts through the fourth quarter.



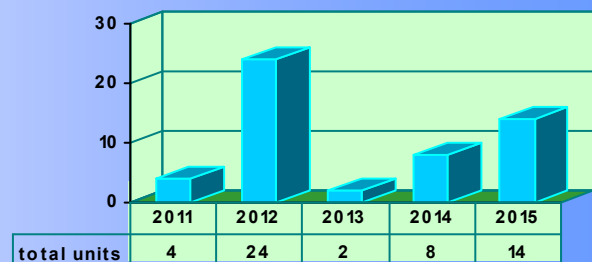
Apartment unit starts through the fourth quarter.



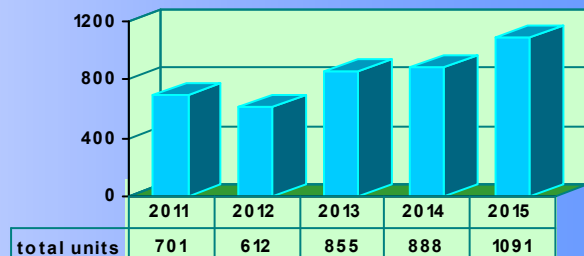
Condominium unit starts through the fourth quarter.



Duplex unit starts through the fourth quarter.

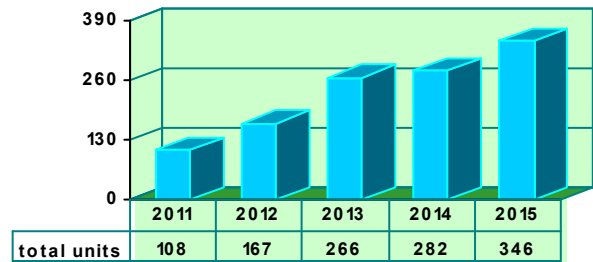


Total Living units through the fourth quarter.

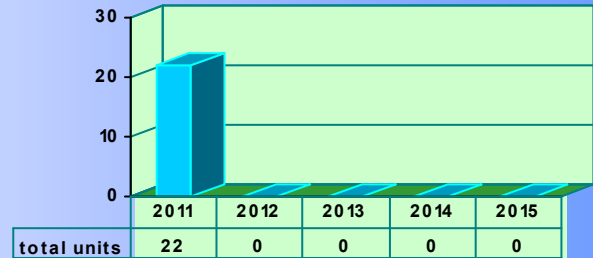


Allegan County

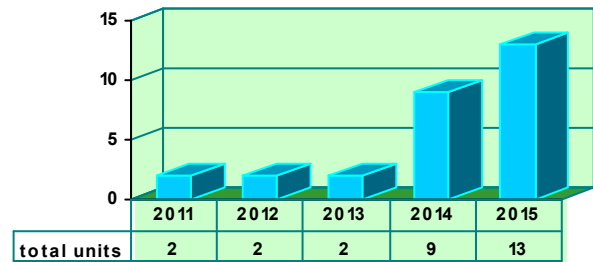
Single Family Home starts through the fourth quarter.



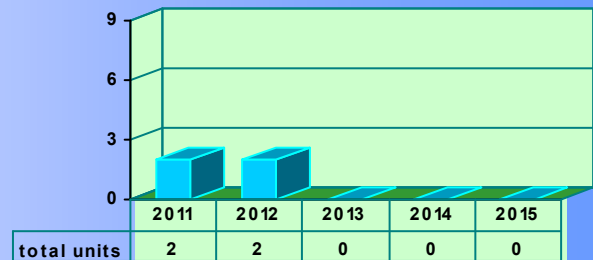
Apartment unit starts through the fourth quarter.



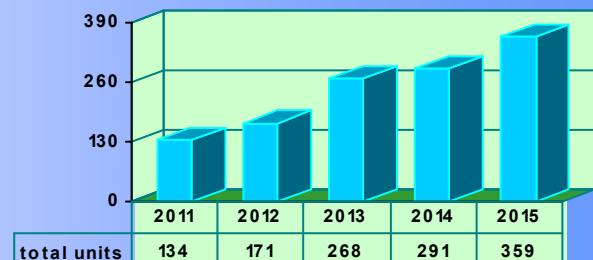
Condominium unit starts through the fourth quarter.



Duplex unit starts through the fourth quarter.

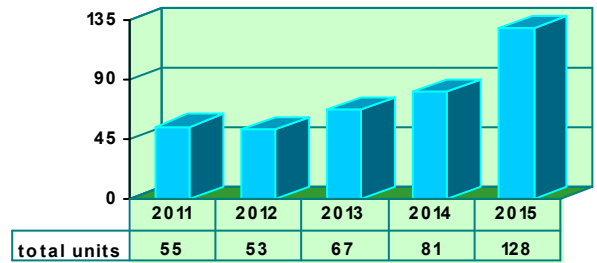


Total Living units through the fourth quarter.

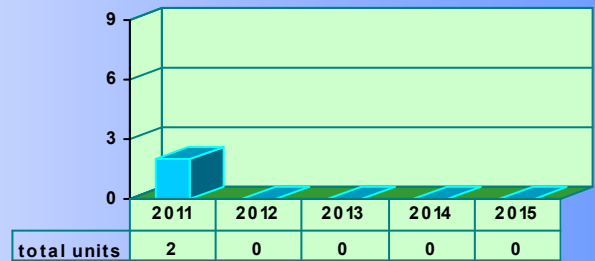


Barry County

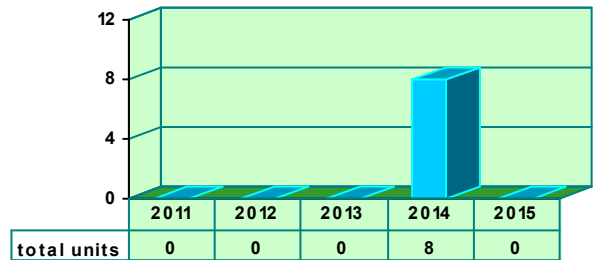
Single Family Home starts through the fourth quarter.



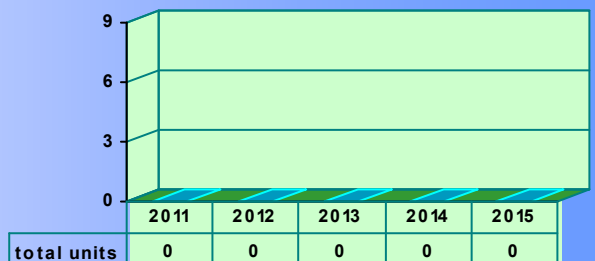
Apartment unit starts through the fourth quarter.



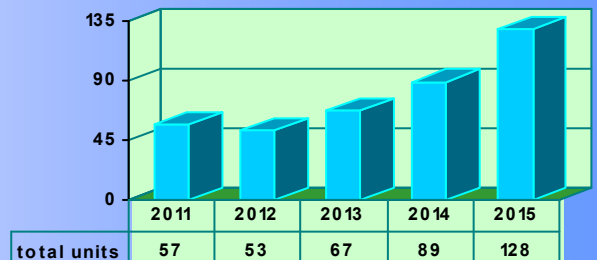
Condominium unit starts through the fourth quarter.



Duplex unit starts through the fourth quarter.

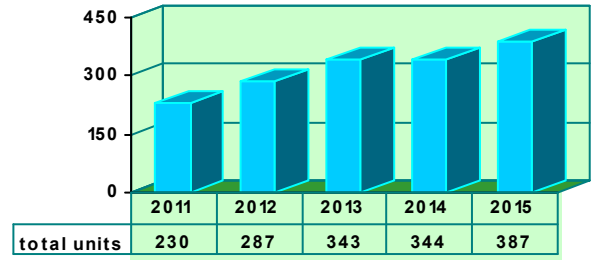


Total Living units through the fourth quarter.

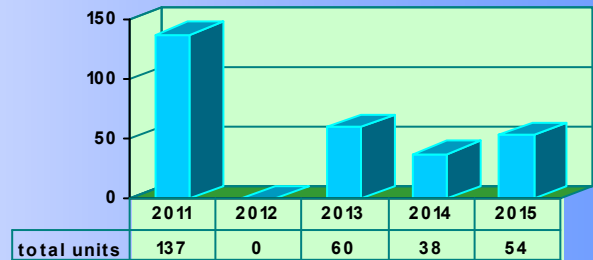


Kalamazoo County

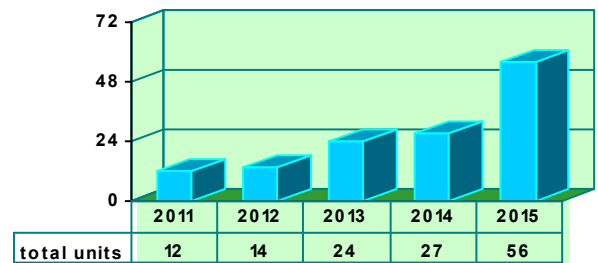
Single Family Home starts through the fourth quarter.



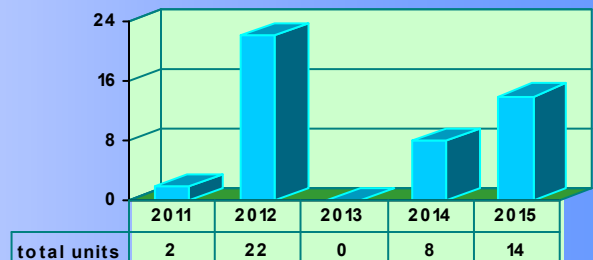
Apartment unit starts through the fourth quarter.



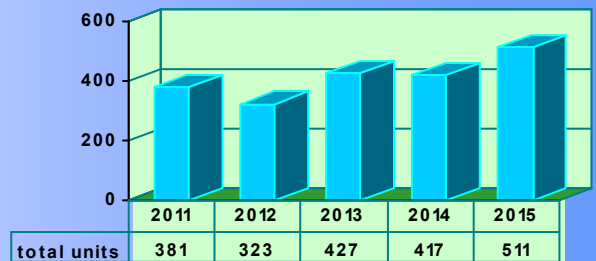
Condominium unit starts through the fourth quarter.



Duplex unit starts through the fourth quarter.

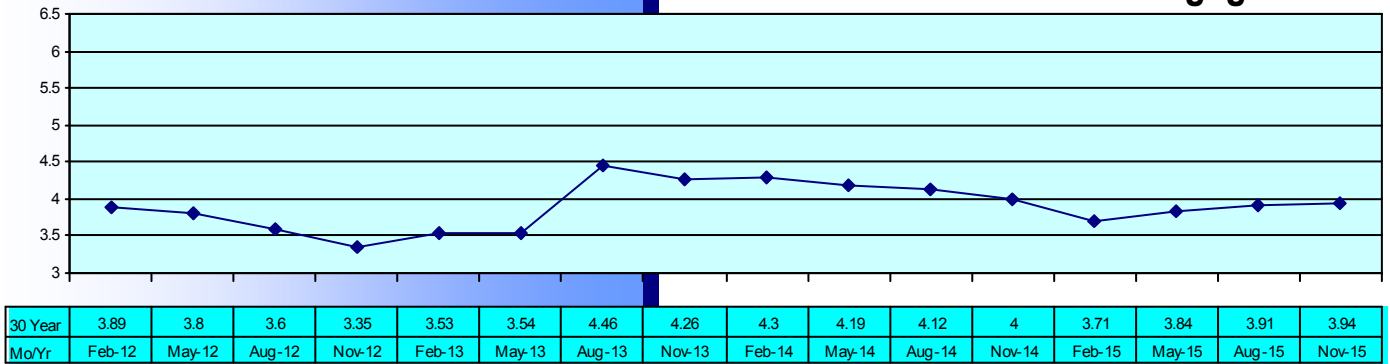


Total Living units through the fourth quarter.

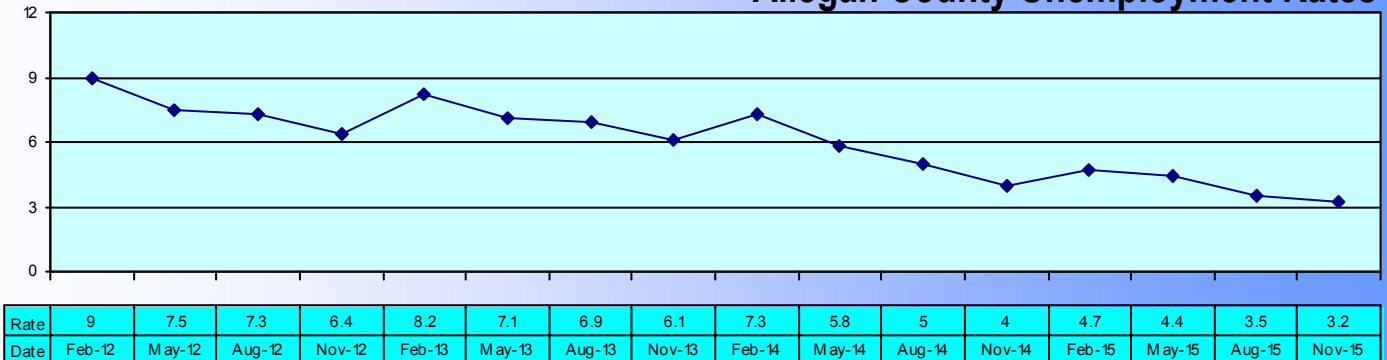


Unemployment And Mortgage Information

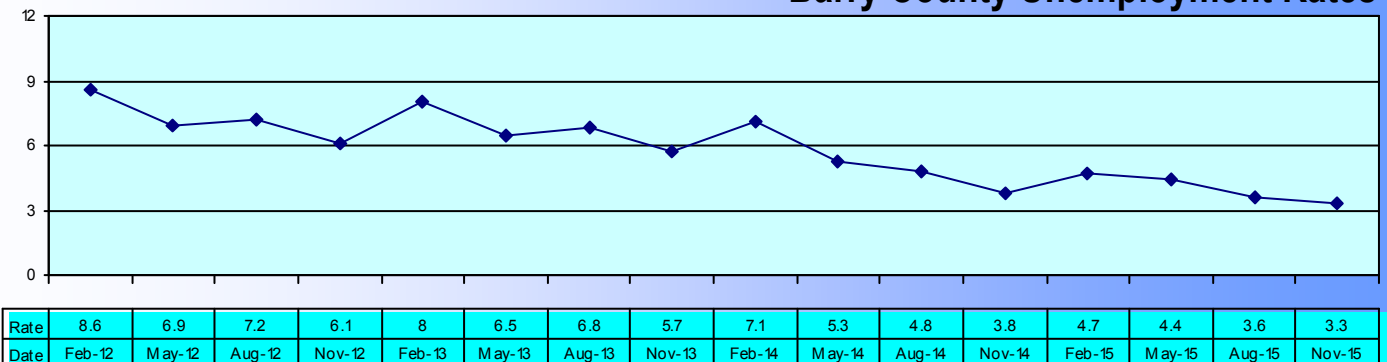
Fixed Mortgage Rates



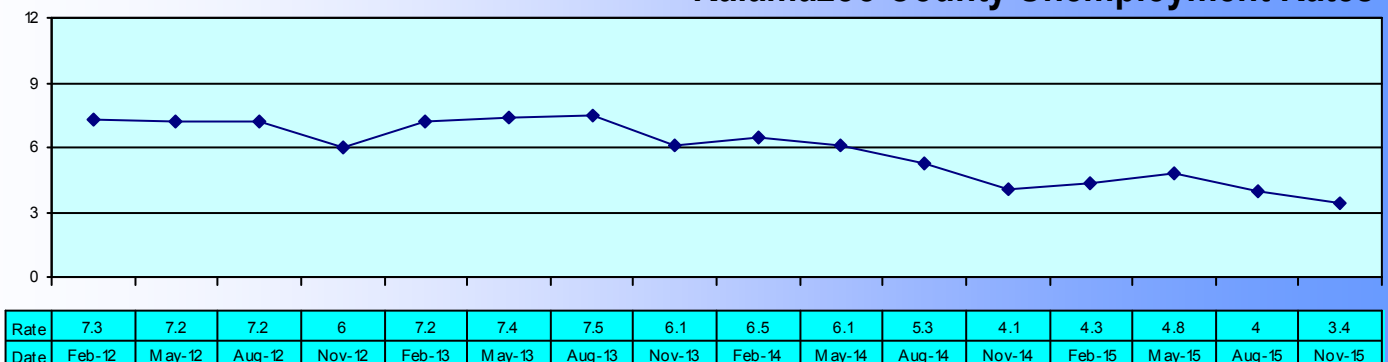
Allegan County Unemployment Rates



Barry County Unemployment Rates



Kalamazoo County Unemployment Rates



Single Family Starts by Quarter

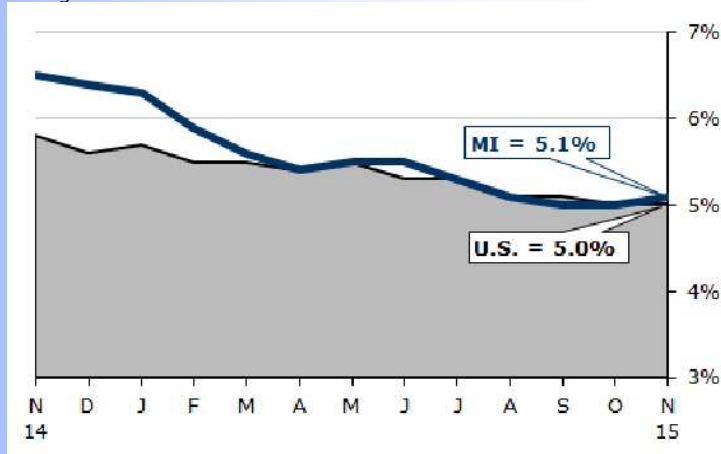
	1st Quarter	2nd Quarter	3rd Quarter	4th Quarter
2000	463	630	540	432
2001	400	673	540	456
2002	407	627	572	524
2003	401	611	537	334
2004	351	636	539	521
2005	545	541	512	415
2006	350	436	322	306
2007	225	354	280	213
2008	161	238	170	157
2009	103	115	183	130
2010	123	112	141	95
2011	96	127	136	117
2012	101	161	159	155
2013	116	203	250	198
2014	99	241	269	190
2015	160	275	266	252

Michigan Fast Facts

(From the State of Michigan)

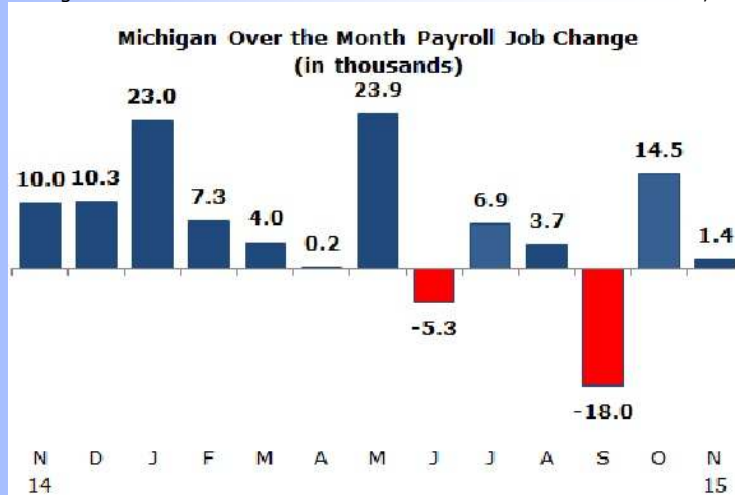
Michigan Unemployment Rate (Seasonally Adjusted)

November 2015	5.1%
Change Over Month	+0.1
Change Over Year	-1.4



Michigan Payroll Jobs (Seasonally Adjusted)

November 2015	4,279,000
Change Over Month	+1,000
Change Over Year	+72,000



Detroit Consumer Prices

October 2015
Change Over Year

220.5
-0.7%

Total Nonfarm Employment by Michigan Metropolitan Areas (Unadjusted)

(Click on Area Name to view detail)

AREA	2015	2015	2014	% Change From Previous	
	November	October	November	Mnth	Year
Michigan - Statewide	4326.5	4332.0	4253.9	-0.1	1.7
Ann Arbor	217.6	218.1	214.8	-0.2	1.3
Battle Creek	60.1	59.9	59.4	0.3	1.2
Bay City	37.7	37.9	37.6	-0.5	0.3
Detroit - Dearborn - Livonia	745.8	741.1	736.5	0.6	1.3
Detroit-Warren-Dearborn	1965.2	1958.0	1931.4	0.4	1.8
Flint	143.5	142.6	143.1	0.6	0.3
Grand Rapids - Wyoming	544.1	543.7	524.8	0.1	3.7
Jackson	56.5	56.4	56.3	0.2	0.4
Kalamazoo-Portage	146.6	146.1	142.9	0.3	2.6
Lansing-East Lansing	231.3	231.3	229.0	0.0	1.0
Midland	38.4	38.5	38.0	-0.3	1.1
Monroe	43.4	43.6	42.1	-0.5	3.1
Muskegon	65.0	64.6	63.5	0.6	2.4
Niles-Benton Harbor	62.5	63.4	60.9	-1.4	2.6
Saginaw	91.3	90.4	89.9	1.0	1.6
Warren - Troy - Farmington Hills	1219.4	1216.9	1194.9	0.2	2.1

SECTION II

HOME START INFORMATION

JURISDICTION SUMMARY STATISTICS

Single Family Starts Through the fourth quarter.

Allegan County

	2015	2014	2013	2012	2011
Leighton	59	47	55	32	29
Dorr	30	18	15	16	9
Saugatuck Township	28	27	24	18	12
Salem	27	20	29	13	6
Laketown	26	22	24	11	8
Wayland Township	23	21	9	3	4
Wayland City	22	12	16	10	
Heath	16	22	14	8	1
Manlius	14	4	5	5	3
Gun Plain	13	9	5	5	5
Douglas	13	13	10	6	2
Otsego Township	10	13	15	11	2
Fillmore	10	6	4	3	3
Ganges	10	9	10	8	4
Saugatuck City	9	1	5		1
Lee	8	4	2		
Overisel	5	3	5	4	3
Watson	4	5	1	3	4
Martin	4	5	2	2	2
Hopkins	4	8	5	3	2
Allegan Township	4				
Otsego City	3	3	1	1	1
Allegan City	1		2		1
Monterey	1	2	4		
Trowbridge	1	6	1		2
Cheshire	1				
Clyde		1	2	4	3
Fennville		1		1	1
Plainwell			1		
TOTAL	346	282	266	167	108

Barry County

	2015	2014	2013	2012	2011
Yankee Springs	31	18	9	10	9
Thornapple	27	14	11	7	7
Middleville	21	6	4	4	6
Prairieville	7	4	9	6	2
Orangeville	7	3	6	6	9
Irving	6	8	5	3	3
Rutland	5	2	5	3	1
Hastings Township	5	5	2	2	
Barry	5	5	3	2	3
Carlton	4	3	3	3	3
Maple Grove	3	2		1	1
Baltimore	3	1	6	1	2
Woodland	2	2	1	2	1
Johnstown	1	3	1	1	4
Castleton	1			1	1
Hastings City		2	1	1	
Assyria		3			2
Woodland Township			1		1
TOTAL	128	81	67	53	55

Calhoun County

	2015	2014	2013	2012	2011
Emmett	10	8	6	12	4
Battle Creek	7	5	11	5	11
Marengo Township	3	1	2	2	3
Pennfield	2	3	1	1	
Homer	1		4		
Convis Township		1		2	2
TOTAL	23	18	24	22	20

Cass County

	2015	2014	2013	2012	2011
Marcellus Township	2	2	5	4	1
TOTAL	2	2	5	4	1

Kalamazoo County

	2015	2014	2013	2012	2011
Texas	106	87	113	94	63
Oshtemo	62	43	38	27	13
Portage	53	44	38	24	31
Richland	30	46	27	32	18
Comstock	30	29	15	10	10
Vicksburg	24	16	28	47	16
Ross	18	11	9	5	10
Cooper	16	9	10	11	5
Schoolcraft Township	11	10	10	8	5
Kalamazoo City	11	15	6	10	28
Kalamazoo Township	7	12	12	7	14
Pavilion	6	7	10	3	4
Brady	6	5	8	3	6
Prairie Ronde	3	3	10	3	4
Charleston	2	6	4	1	2
Wakeshma	2	1			
Climax			1	1	1
Schoolcraft Village				1	
Augusta			4		
TOTAL	387	344	343	287	230

St. Joseph County

	2015	2014	2013	2012	2011
Sherman	5	8	8	2	6
Lockport	2	5	5	2	2
Leonidas	2		1		5
Park		2	1	2	2
Burr Oak					3
Fawn River					2
TOTAL	9	15	15	6	20

Van Buren County

	2015	2014	2013	2012	2011
South Haven City	16	12	8	6	3
Antwerp	13	22	26	6	9
South Haven Township	7	1	1	2	7
Paw Paw Township	5	6	2	2	4
Pine Grove	5	3	3	7	7
Lawrence	4	7	4	1	2
Waverly	1	2	3	3	1
Almena				6	4
Gobles					1
Paw Paw Village		1			
TOTAL	51	54	47	33	38

BUILDER STARTS AND VALUE RANGES PER JURISDICTION

Construction Values are as reported on building permits and do not necessarily reflect the actual project costs.
Single Family starts per jurisdiction are ranked by builder

Alleghan County

Alleghan City		low	high	average
Maynard's Customized Concrete	1	75,000	75,000	75,000
TOTAL	1			

Alleghan Township		low	high	average
DeLoof Construction, Inc.	1	165,000	165,000	165,000
Homeowner	1	200,000	200,000	200,000
Johnson Home Builders	1	350,000	350,000	350,000
Premier Home Builders, LLC	1	105,000	105,000	105,000
TOTAL	4			

Cheshire		low	high	average
Central Construction	1	55,000	55,000	55,000
TOTAL	1			

Dorr		low	high	average
Classic Home Construction	4	160,000	170,000	165,000
HB Construction	4	110,000	155,000	131,250
Geers Bros. Builders	3	155,000	352,000	234,000
Groot Builders, Inc.	2	210,000	225,000	217,500
Country Construction	1	140,000	140,000	140,000
Design Build Concepts, Inc.	1	550,000	550,000	550,000
John Geers	1	200,000	200,000	200,000
James Houseman	1	150,000	150,000	150,000
J & J Concepts, LLC	1	575,000	575,000	575,000
Adam Lenhart	1	135,000	135,000	135,000
Lown Homes	1	150,000	150,000	150,000
Myers Builders, Inc.	1	192,000	192,000	192,000
RDI Companies	1	260,000	260,000	260,000
Refined Builders, Inc.	1	220,000	220,000	220,000
Paul Rewa	1	220,000	220,000	220,000
Schultz Builders, LLC	1	320,000	320,000	320,000
Slate Building & Development	1	215,000	215,000	215,000
Synergy Custom Homes LLC	1	298,000	298,000	298,000
Tri-Star Excavating & Construction,	1	125,000	125,000	125,000
Pete Vandenberg	1	368,000	368,000	368,000
Mark Vanthof	1	300,000	300,000	300,000
TOTAL	30			

Douglas		low	high	average
Allen Edwin Homes	3	216,534	258,120	238,551
Rod Obbink Builders Inc.	3	250,000	416,000	308,667
JPD Construction, LLC	2	480,000	575,000	527,500
Patrick Murphy Homes	2	372,000	389,750	380,875
Baumann Building, Inc.	1	203,220	203,220	203,220
BDR Custom Homes	1	350,000	350,000	350,000
Meiste Homes	1	220,000	220,000	220,000
TOTAL	13			

Fillmore		low	high	average
42 North Custom Homes	1	253,419	253,419	253,419
GLS Custom Homes Inc.	1	210,000	210,000	210,000
Homeowner	1	325,000	325,000	325,000
Bill Monhollon Builders	1	310,000	310,000	310,000
Matthew Nyhof Homes	1	160,000	160,000	160,000
Nyhof Homes Inc.	1	140,000	140,000	140,000
Rod Obbink Builders Inc.	1	184,000	184,000	184,000
Premier Home Builders, LLC	1	250,000	250,000	250,000
John VanderMaas Builders	1	90,000	90,000	90,000
Jim Westing	1	355,000	355,000	355,000
TOTAL	10			

Ganges		low	high	average
American Living Inc.	1	220,000	220,000	220,000
Benson Construction	1	65,000	65,000	65,000
John Brush Builders	1	358,450	358,450	358,450
Cottage Home Inc.	1	250,000	250,000	250,000
Diephuis Builders	1	85,000	85,000	85,000
Homeowner	1	69,000	69,000	69,000
Roger Marcy Builders	1	325,000	325,000	325,000
McKellips Construction	1	350,000	350,000	350,000
Nelson Builders Inc.	1	246,000	246,000	246,000
Louis Sikora Builders	1	200,000	200,000	200,000
TOTAL	10			

Gun Plain		low	high	average
Homeowner	5	120,000	220,000	151,176
Steele Construction	2	250,000	300,000	275,000
Todd W. Brown Builder	1	275,000	275,000	275,000
Paul Campbell	1	488,000	488,000	488,000
Charles Dennany	1	150,000	150,000	150,000
Martz Home Builders, LLC	1	235,000	235,000	235,000
Nailbenders Construction	1	140,000	140,000	140,000
Harold Veltman	1	190,000	190,000	190,000
TOTAL	13			

Heath		low	high	average
Homeowner	5	95,000	285,000	184,000
Allen Edwin Homes	3	158,235	177,545	168,123
Schippers Construction LLC	2	180,000	285,000	232,500
Duke Construction	1	155,312	155,312	155,312
Scott Ebels	1	196,000	196,000	196,000
Johnson Home Builders	1	280,000	280,000	280,000
Nyhof Homes Inc.	1	115,000	115,000	115,000
Justin Schutmaat	1	230,000	230,000	230,000
Wedeven Bros. Construction	1	225,000	225,000	225,000
TOTAL	16			

Hopkins		low	high	average
Homeowner	3	157,341	285,000	206,114
Jared Vogt	1	225,000	225,000	225,000
TOTAL	4			

Laketown		low	high	average
Rod Obbink Builders Inc.	3	247,000	1,083,123	804,415
Baumann Building, Inc.	2	193,890	306,830	250,360
Homeowner	2	240,000	335,000	287,500
Bill Monhollon Builders	2	350,000	625,000	487,500
Timberidge Enterprises	2	410,000	415,000	412,500
42 North Custom Homes	1	389,000	389,000	389,000
Allen Home Builders, Inc.	1	300,000	300,000	300,000
Becker & Sanders, LLC	1	1,500,000	1,500,000	1,500,000
Black River Builders	1	670,000	670,000	670,000
Busscher Builders, Inc.	1	500,000	500,000	500,000
Brian Cook Builder	1	175,000	175,000	175,000
James A. Cook Builders Inc.	1	425,000	425,000	425,000
Countryside Builders	1	250,000	250,000	250,000
DRS Builders LLC	1	276,000	276,000	276,000
Glacier Construction LLC	1	405,000	405,000	405,000
Brian S. Kwekel	1	298,506	298,506	298,506
Lakeshore Signature Homes	1	950,000	950,000	950,000
Meiste Homes	1	563,000	563,000	563,000
J. Peterson Homes	1	350,000	350,000	350,000
William John Petroelje	1	335,000	335,000	335,000
TOTAL	26			

Lee		low	high	average	Bartley Builders	1	280,000	280,000	280,000
Homeowner	4	71,640	132,000	94,140	Classic Home Construction	1	125,000	125,000	125,000
Boerman Home Center	1	40,000	40,000	40,000	Lance DeYoung Building LLC	1	130,000	130,000	130,000
Cassidy Home Builders - Paw Paw	1	273,000	273,000	273,000	Harder Construction, LLC	1	180,000	180,000	180,000
Maynard's Customized Concrete	1	110,000	110,000	110,000	Ryan C. Kruisenga	1	137,896	137,896	137,896
RHC Contracting LLC	1	122,000	122,000	122,000	Laaksonen Builders Inc.	1	182,781	182,781	182,781
TOTAL	8				Meiste Homes	1	159,000	159,000	159,000
Leighton		low	high	average	Nyhof Homes Inc.	1	140,000	140,000	140,000
Sable Developing	38	102,946	230,000	177,707	Jordan Postma Builder	1	180,000	180,000	180,000
Homeowner	4	75,000	250,000	181,250	Premier Home Builders LLC	1	200,000	200,000	200,000
Sherwood Custom Homes, LLC	3	241,000	402,000	304,333	Paul Rewa	1	170,000	170,000	170,000
Eagle Creek Homes	2	200,000	268,000	234,000	Michael Stein	1	200,000	200,000	200,000
Platinum Custom Homes	2	290,000	300,000	295,000	Jared Vogt	1	197,000	197,000	197,000
John Scholten	2	90,000	90,000	90,000	TOTAL	27			
John Scholtin	2	80,000	80,000	80,000	Saugatuck City		low	high	average
Dusendang Custom Homes	1	250,000	250,000	250,000	Allen Edwin Homes	2	248,000	300,000	274,000
RDI Companies	1	375,000	375,000	375,000	Patrick Murphy Homes	2	325,000	350,000	337,500
Scott Scheltema Construction, Inc.	1	240,000	240,000	240,000	Center Line Construction LLC	1	1,500,000	1,500,000	1,500,000
Schram's Construction Services	1	279,000	279,000	279,000	New Urban Home Builders, LLC	1	550,000	550,000	550,000
Kevin Smith	1	250,000	250,000	250,000	Rod Obbink Builders Inc.	1	205,000	205,000	205,000
Dan Wiltjer	1	271,196	271,196	271,196	Olsen Builders	1	130,000	130,000	130,000
TOTAL	59				Zahn Builders Inc.	1	506,550	506,550	506,550
Manlius		low	high	average	TOTAL	9			
Homeowner	4	61,622	400,000	221,308	Saugatuck Township		low	high	average
Tri-Star Excavating & Construction,	3	150,000	170,000	156,959	Allen Edwin Homes	6	274,105	362,418	306,101
Nyhof Homes Inc.	2	135,381	184,000	159,691	Homeowner	3	200,000	225,000	212,500
42 North Custom Homes	1	235,936	235,936	235,936	JPD Construction, LLC	2	400,000	700,000	550,000
Laaksonen Builders Inc.	1	241,000	241,000	241,000	Baumann Building, Inc.	1	216,700	216,700	216,700
Matthew Nyhof Homes	1	146,000	146,000	146,000	Pete Bierd	1			
Rod Obbink Builders Inc.	1	152,950	152,950	152,950	T. Bosgraaf Homes	1	225,000	225,000	225,000
Premier Home Builders LLC	1	180,000	180,000	180,000	DeHaan Homes	1	450,000	450,000	450,000
TOTAL	14				Elzinga & Volkers, Inc.	1	499,000	499,000	499,000
Martin		low	high	average	Gale Builders, Inc.	1	390,000	390,000	390,000
Gary Godley	1	140,000	140,000	140,000	Haver Fine Homes	1	360,000	360,000	360,000
Arie Gritter Builder, Inc.	1	250,000	250,000	250,000	Lake Home Builders	1	655,000	655,000	655,000
Homeowner	1	150,000	150,000	150,000	Livingston Homes of West Michigan	1	300,000	300,000	300,000
Markus Construction	1	235,000	235,000	235,000	Meiste Homes	1	479,000	479,000	479,000
TOTAL	4				Mike Schaap Builders Inc.	1	1,890,000	1,890,000	1,890,000
Monterey		low	high	average	TerVoort Builders Inc.	1	185,000	185,000	185,000
Maynard's Customized Concrete	1	100,000	100,000	100,000	Timberidge Enterprises	1	550,000	550,000	550,000
TOTAL	1				True Builders, LLC	1	60,000	60,000	60,000
Otsego City		low	high	average	VanderLeek Builders, Inc.	1	70,000	70,000	70,000
Beard Construction Inc.	1	175,000	175,000	175,000	Skip Williams	1	140,000	140,000	140,000
Coopmans Construction	1	208,000	208,000	208,000	Zahn Builders Inc.	1	746,000	746,000	746,000
Jeff Mauchmar	1	130,000	130,000	130,000	TOTAL	28			
TOTAL	3				Trowbridge		low	high	average
Otsego Township		low	high	average	Johnson Home Builders	1	200,000	200,000	200,000
Homeowner	3	62,000	210,000	124,000	TOTAL	1			
Midwest Construction Group, Inc.	2	185,000	185,000	185,000	Watson		low	high	average
Beard Construction Inc.	1	150,000	150,000	150,000	Cassidy Builders	1	183,000	183,000	183,000
Harrington Construction	1	235,000	235,000	235,000	Adam Lenhart	1	314,000	314,000	314,000
Martz Home Builders, LLC	1	189,500	189,500	189,500	Muston Construction	1	380,000	380,000	380,000
Pulver Construction	1	252,000	252,000	252,000	Jim Roberts Construction, Inc.	1	230,000	230,000	230,000
Watts Construction	1	170,000	170,000	170,000	TOTAL	4			
TOTAL	10				Wayland City		low	high	average
Overisel		low	high	average	Allen Edwin Homes	20	164,050	274,117	203,006
Homeowner	2	70,000	250,000	160,000	Geers Bros. Builders	1	155,000	155,000	155,000
Tri-Star Excavating & Construction,	2	125,000	135,000	130,000	ICCF	1	112,500	112,500	112,500
Beard Construction Inc.	1	150,000	150,000	150,000	TOTAL	22			
TOTAL	5				Wayland Township		low	high	average
Salem		low	high	average	Sable Developing	15	142,500	205,000	170,517
Homeowner	4	165,500	325,000	247,625	Homeowner	2	168,450	288,000	228,225
Tim Bouma	3	140,000	160,000	153,333	Don Anthony Builders LLC	1	200,000	200,000	200,000
Myers Builders, Inc.	3	212,000	245,750	224,717	Hullinger Construction	1	438,480	438,480	438,480
Brower Building LLC	2	200,000	200,000	200,000	LB & LB Construction	1	99,000	99,000	99,000
Triple K Properties	2	115,000	120,000	117,500	Bob Schaendorf	1	87,536	87,536	87,536
					Schram's Construction Services	1	239,400	239,400	239,400
					Sherwood Custom Homes, LLC	1	260,000	260,000	260,000
					TOTAL	23			

Barry County

Baltimore		low	high	average
Homeowner	2	55,000	120,000	87,500
Greg Lydy	1	160,000	160,000	160,000
TOTAL	3			

Barry		low	high	average
Homeowner	2	125,000	325,000	225,000
WD Graham Builders, Inc.	1	175,000	175,000	175,000
Habitat for Humanity Barry County	1	95,000	95,000	95,000
Rodney Vaughn	1	209,000	209,000	209,000
TOTAL	5			

Carlton		low	high	average
Homeowner	2	60,000	100,000	80,000
Johnny R. Johnson	1	170,000	170,000	170,000
Michigan Dutch Barns	1	351,612	351,612	351,612
TOTAL	4			

Castleton		low	high	average
Homeowner	1	114,975	114,975	114,975
TOTAL	1			

Hastings Township		low	high	average
Homeowner	3	160,000	225,000	203,333
Josh Case Construction	1	275,588	275,588	275,588
Tony Coughlin	1	215,000	215,000	215,000
TOTAL	5			

Irving		low	high	average
Homeowner	2	85,000	225,000	155,000
Boverhof Builders	1	256,000	256,000	256,000
Greg Lydy	1	240,000	240,000	240,000
JK Rose Construction	1	265,000	265,000	265,000
Sable Developing	1	163,000	163,000	163,000
TOTAL	6			

Johnstown		low	high	average
Homeowner	1	180,000	180,000	180,000
TOTAL	1			

Maple Grove		low	high	average
Homeowner	3	80,000	140,000	106,667
TOTAL	3			

Middleville		low	high	average
Allen Edwin Homes	18	145,000	208,015	175,517
Interra Homes LLC	2	170,000	170,000	170,000
Jonathan Sterk	1	125,000	125,000	125,000
TOTAL	21			

Orangeville		low	high	average
Homeowner	4	50,000	100,000	85,000
Clark Brothers Construction	1	200,000	200,000	200,000
North Cove Builders	1	190,000	190,000	190,000
Reliable Builders Company LLC	1	559,000	559,000	559,000
TOTAL	7			

Prairieville		low	high	average
Cottage Castle Homes	2	280,000	300,000	290,000
Ben Bierlein	1	350,000	350,000	350,000
Scott Christopher Homes, Inc.	1	120,000	120,000	120,000
Homeowner	1	200,000	200,000	200,000
Tim Johnson	1	230,000	230,000	230,000
Rivertown Homes By Design	1	325,000	325,000	325,000
TOTAL	7			

Rutland		low	high	average
Homeowner	3	80,000	347,000	236,333
Brian Appel	2	138,000	202,000	170,000
TOTAL	5			

Thornapple		low	high	average
Sable Developing	5	135,000	195,000	162,000
Boverhof Builders	2	182,000	196,000	189,000
Coral Homes Inc.	2	180,000	230,000	205,000
Jason Curtis	2	245,000	375,000	310,000
Homeowner	2	280,000	325,000	302,500
Solomon Building Group	2	230,000	320,000	275,000
Buffum Builders LLC	1	175,000	175,000	175,000
Russell Dykstra	1	110,000	110,000	110,000
Jeremiah Johnson	1	200,000	200,000	200,000
Kilgore Builders	1	400,000	400,000	400,000
Gordon Lucas Builders	1	460,000	460,000	460,000
Greg Lydy	1	400,000	400,000	400,000
Ben Nichols Construction	1	210,000	210,000	210,000
Platinum Custom Homes	1	400,000	400,000	400,000
Schultz Builders, LLC	1	198,000	198,000	198,000
James Thorne	1	199,000	199,000	199,000
White Birch Builders	1	346,000	346,000	346,000
Dan Wiltjer	1	110,000	110,000	110,000
TOTAL	27			

Woodland		low	high	average
Homeowner	1	67,544	67,544	67,544
Greg Lydy	1	79,000	79,000	79,000
TOTAL	2			

Yankee Springs		low	high	average
Allen Edwin Homes	8	176,990	208,340	194,211
Don Anthony Builders LLC	6	140,000	225,000	168,333
FCC, Inc.	2	150,000	150,000	150,000
Ashby Builders	1	535,000	535,000	535,000
T. Bosgraaf Homes	1	180,000	180,000	180,000
Creekside Construction	1	580,000	580,000	580,000
Eagle Creek Homes	1	325,000	325,000	325,000
Endeavor Building Systems, LLC	1	850,000	850,000	850,000
Gary Godley	1	80,000	80,000	80,000
Grassmid Builders	1	330,000	330,000	330,000
Homeowner	1	250,000	250,000	250,000
KLH Custom Homes	1	325,000	325,000	325,000
Greg Lydy	1	290,000	290,000	290,000
W. Pennings & Sons, Inc.	1	659,250	659,250	659,250
Regional Ventures	1	400,000	400,000	400,000
Rivertown Homes By Design	1	275,000	275,000	275,000
Rick Rottschafer	1	347,500	347,500	347,500
Dan Wierenga Construction	1	350,000	350,000	350,000
TOTAL	31			

Calhoun County

Battle Creek		low	high	average
Allen Edwin Homes	3	237,475	317,120	279,245
JN Newman Construction LLC	3	255,000	643,725	476,242
Stetler Built Homes, Inc.	1	186,500	186,500	186,500
TOTAL	7			

Emmett		low	high	average
Allen Edwin Homes	2	212,640	212,640	212,640
Shamrock Builders	2	167,900	167,900	167,900
Clough Construction	1	216,000	216,000	216,000
Eddie Eakins	1	445,000	445,000	445,000
Homeowner	1	90,000	90,000	90,000
Iden Construction	1	240,000	240,000	240,000
RCM Construction	1	220,000	220,000	220,000
Zion Church Builders	1	100,000	100,000	100,000
TOTAL	10			

Homer		low	high	average
A-1 Homes & Development	1	150,000	150,000	150,000
TOTAL	1			

Marengo Township		low	high	average
Homeowner	2	105,012	115,032	110,222
Chad Bidwell	1	258,265	258,265	258,265
TOTAL	3			

Pennfield		low	high	average
Allen Edwin Homes	1	258,775	258,775	258,775
Homeowner	1	208,000	208,000	208,000
TOTAL	2			

Timothy M. Domsic	1	320,000	320,000	320,000
Homeowner	1	565,000	565,000	565,000
KLH Custom Homes	1	539,000	539,000	539,000
R. VanDyke Building & Remodeling	1	424,000	424,000	424,000
TOTAL	6			

Cass County

Marcellus Township		low	high	average
Advanced Design Services	1	175,000	175,000	175,000
Hertzler Construction	1	220,000	220,000	220,000
TOTAL	2			

Portage		low	high	average
Allen Edwin Homes	16	224,787	309,115	247,300
American Village Builders	9	163,347	362,091	248,771
Martz Home Builders, LLC	7	169,485	243,491	186,933
William Aaron Homes LLC	2	244,304	245,713	245,009
Argondelis Builders	2	236,809	264,627	250,718
Property Owner	2	343,496	646,600	495,048
Baas Builders	1	187,637	187,637	187,637
Crawford Construction	1	292,158	292,158	292,158
Fellows Construction Co.	1	234,142	234,142	234,142
Tom Ford	1	150,938	150,938	150,938
Greg Fuller Construction	1	191,197	191,197	191,197
Glas Associates Inc.	1	796,492	796,492	796,492
Homeowner	1	327,646	327,646	327,646
Prime Homes LLC	1	295,799	295,799	295,799
Gary S. Roberts	1	254,776	254,776	254,776
David R. Roberts Builders, Inc.	1	185,208	185,208	185,208
Roberts Built Homes	1	326,101	326,101	326,101
Roberts Development Group	1	319,198	319,198	319,198
Roberts' Development Group	1	91,551	91,551	91,551
TA Scott Construction	1	216,186	216,186	216,186
Sterling Oaks Development Co.	1	257,588	257,588	257,588
TOTAL	53			

Kalamazoo County

Brady		low	high	average
Advanced Design Services	1	200,000	200,000	200,000
Allen Edwin Homes	1	306,003	306,003	306,003
JD Construction	1	190,000	190,000	190,000
Prime Homes LLC	1	280,000	280,000	280,000
Jim Roberts Construction, Inc.	1	680,500	680,500	680,500
Charles Thorne	1	54,000	54,000	54,000
TOTAL	6			

Charleston		low	high	average
Comerstone Construction	2	230,785	253,590	242,188
TOTAL	2			

Comstock		low	high	average
Allen Edwin Homes	12	167,050	305,000	246,261
Watts Construction	8	196,700	301,800	233,375
Homeowner	7	169,032	457,806	295,661
Comerstone Construction	1	190,000	190,000	190,000
Comerstone Construction	1	223,000	223,000	223,000
Property Owner	1			
TOTAL	30			

Cooper		low	high	average
Homeowner	8	217,200	405,418	304,575
Steve Visser Builders	4	273,200	350,814	312,508
Watts Construction	4	188,877	257,000	212,619
TOTAL	16			

Kalamazoo City		low	high	average
American Village Builders	6	300,000	350,000	341,667
Booko Brothers Inc.	1	110,000	110,000	110,000
Homeowner	1	137,290	137,290	137,290
Kalamazoo Valley Habitat for	1	80,000	80,000	80,000
KLH Custom Homes	1	450,000	450,000	450,000
Louis Zanardi	1	130,000	130,000	130,000
TOTAL	11			

Kalamazoo Township		low	high	average
Allen Edwin Homes	6	222,700	263,700	242,403
Homeowner	1	257,600	257,600	257,600
TOTAL	7			

Oshtemo		low	high	average
Homeowner	41	102,000	1,000,000	320,296
Steve Visser Builders	8	203,336	374,900	256,647
Bronco Development LLC	4	257,934	538,094	367,850
Deloef Builders LLC	4	360,600	535,462	425,041
Richard Modderman	2	309,904	341,706	325,805
Allen Edwin Homes	1	251,000	251,000	251,000
Dean Ingraham	1	426,900	426,900	426,900
Mott Builders	1	315,678	315,678	315,678
TOTAL	62			

Pavilion		low	high	average
BAM Builders	1	215,000	215,000	215,000
Comerstone Construction	1	300,000	300,000	300,000

Prairie Ronde		low	high	average
Allen Edwin Homes	1	502,500	502,500	502,500
Muehlberger Custom Homes	1	594,500	594,500	594,500
R. VanDyke Building & Remodeling	1	462,000	462,000	462,000
TOTAL	3			

Richland		low	high	average
Allen Edwin Homes	12	289,500	440,000	355,950
American Village Builders	3	544,500	704,500	618,833
RHC Contracting LLC	3	212,000	295,000	267,333
William Aaron Homes LLC	2	287,000	287,000	287,000
Countryside Homes	1	347,000	347,000	347,000
Fawn Meadow, LLC	1			
Homeowner	1	232,500	232,500	232,500
KLH Custom Homes	1	575,000	575,000	575,000
Lutz Construction	1	295,000	295,000	295,000
MEC Contracting	1	482,000	482,000	482,000
Sebright Construction	1	826,500	826,500	826,500
Fine Building by Tiefenthal	1	397,500	397,500	397,500
Watts Construction	1	657,500	657,500	657,500
Wolfe Builders	1	524,000	524,000	524,000
TOTAL	30			

Ross		low	high	average
Homeowner	3	322,830	393,228	355,684
Glas Associates Inc.	2	471,844	1,111,693	791,769
Raymar Homes	2	280,308	8,922,913	4,601,611
American Village Builders	1	331,752	331,752	331,752
Comerstone Construction	1	201,288	201,288	201,288
DeVries & Onderlinde Builders Inc.	1	2,341,561	2,341,561	2,341,561
Haan Builders, LLC	1	340,562	340,562	340,562
Hawks Hollow Builders	1	381,658	381,658	381,658
Hoogstraten Builders, Inc.	1	97,213	97,213	97,213
Norris Construction	1	276,799	276,799	276,799
Nugent Builders, Inc.	1	326,353	326,353	326,353
Paragon Custom Homes	1	276,799	276,799	276,799
RHC Contracting LLC	1	227,449	227,449	227,449
Watts Construction	1	209,564	209,564	209,564
TOTAL	18			

Schoolcraft Township

		low	high	average
Fred Bean & Son Builders Inc.	3	200,000	330,000	260,000
William Aaron Homes LLC	1	500,000	500,000	500,000
Baas Builders	1	365,000	365,000	365,000
Terry Blodgett Builders, Inc.	1	300,000	300,000	300,000
Robert Homan	1	400,000	400,000	400,000
Homeowner	1	150,000	150,000	150,000
Hostetler Construction Inc.	1	250,000	250,000	250,000
Martz Home Builders, LLC	1	238,000	238,000	238,000
Select Building & Design	1	550,000	550,000	550,000
TOTAL	11			

Texas

		low	high	average
Allen Edwin Homes	38	223,017	359,650	273,836
Roberts Built Homes	17	240,499	344,777	283,122
American Village Builders	12	190,940	506,166	314,816
Homeowner	5	160,905	362,047	269,625
Prime Homes LLC	4	195,584	758,481	484,563
Westwood Construction	3	195,269	283,684	246,391
Brad Berchiatti	2	182,598	350,000	266,299
James Brausch	2	195,046	238,801	216,924
KLH Custom Homes	2	255,412	365,120	310,266
Lutz Construction	2	237,889	388,450	313,170
Paramount Building Group	2	266,557	344,600	305,579
Tim Visser Construction	2	229,165	326,469	277,817
Baas Builders	1	332,841	332,841	332,841
Blok Builders, Inc.	1	613,228	613,228	613,228
Bronco Development LLC	1	298,242	298,242	298,242
Cnossen Construction	1	386,519	386,519	386,519
Cottage Home Inc.	1	314,127	314,127	314,127
DeVries & Onderlinde Builders Inc.	1	645,428	645,428	645,428
Martz Home Builders, LLC	1	180,000	180,000	180,000
May General Contracting, Inc.	1	245,000	245,000	245,000
McCormick Builders	1	244,775	244,775	244,775
Richard Modderman	1	375,414	375,414	375,414
Paragon Custom Homes	1	338,877	338,877	338,877
Select Building & Design	1	439,212	439,212	439,212
Vineyard Homes	1	160,408	160,408	160,408
Steve Visser Construction LLC	1	262,378	262,378	262,378
Watts Construction	1	278,644	278,644	278,644
TOTAL	106			

Vicksburg

		low	high	average
Allen Edwin Homes	24	215,000	414,000	301,396
TOTAL	24			

Wakeshma

		low	high	average
Homeowner	1	190,000	190,000	190,000
Gordon Vader	1	178,000	178,000	178,000
TOTAL	2			

St. Joseph County**Leonidas**

		low	high	average
Homeowner	2	55,000	70,000	62,500
TOTAL	2			

Lockport

		low	high	average
Homeowner	1	205,000	205,000	205,000
RWL Construction	1	260,000	260,000	260,000
TOTAL	2			

Sherman

		low	high	average
Homeowner	2	75,000	145,000	110,000
Home Set Construction, Inc.	1	85,000	85,000	85,000
Leon J. Shetler	1	198,500	198,500	198,500
Yoder Custom Built Homes	1	419,000	419,000	419,000
TOTAL	5			

Van Buren County**Antwerp**

		low	high	average
Powell Custom Homes LLC	4	26,300	304,000	190,075
Allen Edwin Homes	3	209,200	234,685	219,528
Arver Homes LLC	2	125,000	180,000	152,500
Central Construction	1	95,000	95,000	95,000
Lutz Construction	1	300,000	300,000	300,000
Martz Home Builders, LLC	1	213,000	213,000	213,000
RHC Contracting LLC	1	114,000	114,000	114,000
TOTAL	13			

Lawrence

		low	high	average
Kevin Mann	2	121,732	163,530	142,631
Jeffery S. Larrabee	1	282,216	282,216	282,216
RHC Contracting LLC	1	213,263	213,263	213,263
TOTAL	4			

Paw Paw Township

		low	high	average
Homeowner	2	176,175	310,512	243,344
Hammel Construction Co.	1	118,115	118,115	118,115
Pursley Construction	1	136,414	136,414	136,414
RHC Contracting LLC	1	185,821	185,821	185,821
TOTAL	5			

Pine Grove

		low	high	average
RHC Contracting LLC	2	115,000	183,000	149,000
Homeowner	1	338,810	338,810	338,810
Independent Builders	1	175,000	175,000	175,000
Marc VanHeukelum	1	150,000	150,000	150,000
TOTAL	5			

South Haven City

		low	high	average
Homeowner	3	245,000	475,000	382,346
Don Hoyt	2	245,000	260,000	252,500
American Village Builders	1	387,516	387,516	387,516
Beyer Construction LLC	1	340,000	340,000	340,000
Cedar Crest Construction	1	230,000	230,000	230,000
Fernandez Builders	1	190,000	190,000	190,000
McNulty Construction	1	160,000	160,000	160,000
Thomas H. Morrison Group	1	280,000	280,000	280,000
Olson Brothers Co.	1	420,000	420,000	420,000
O'Sullivan Builders	1	600,000	600,000	600,000
Pine Creek Construction Inc.	1	233,810	233,810	233,810
Mike Schaap Builders Inc.	1	650,000	650,000	650,000
Homes by Tyler Inc.	1	150,000	150,000	150,000
TOTAL	16			

South Haven Township

		low	high	average
Homeowner	3	60,000	200,000	120,667
American Living Inc.	1	161,000	161,000	161,000
Tim Johnson	1	240,000	240,000	240,000
Pine Creek Construction Inc.	1	126,560	126,560	126,560
RHC Contracting LLC	1	205,000	205,000	205,000
TOTAL	7			

Waverly

		low	high	average
Osborne Construction &	1	120,000	120,000	120,000
TOTAL	1			

SINGLE FAMILY HOME STARTS BY CONSTRUCTION VALUE

Through the fourth quarter.

		Allegan County					
<i>Values (in thousands)</i>		Under 100	100 to 149	150 to 199	200 to 299	300 to 499	500 +
Allegan City		1					
Allegan Township			1	1	1	1	
Cheshire		1					
Dorr			6	10	8	4	2
Douglas					7	5	1
Fillmore		1	1	2	3	3	
Ganges		3			4	3	
Gun Plain			4	3	4	2	
Heath		1	2	7	6		
Hopkins				2	2		
Laketown				2	5	11	8
Lee		4	3		1		
Leighton		5	6	19	26	3	
Manlius		1	3	6	3	1	
Martin			1	1	2		
Monterey			1				
Otsego City			1	1	1		
Otsego Township		1	1	5	3		
Overisel		1	2	1	1		
Salem			7	9	10	1	
Saugatuck City			1		2	3	3
Saugatuck Township		2	1	1	7	9	5
Trowbridge					1		
Watson				1	1	2	
Wayland City			1	14	7		
Wayland Township		2	1	13	6	1	
County Totals		23	43	98	111	49	19
% of Total:		6.7%	12.5%	28.6%	32.4%	14.3%	5.5%

		Barry County					
<i>Values (in thousands)</i>		Under 100	100 to 149	150 to 199	200 to 299	300 to 499	500 +
Baltimore		1	1	1			
Barry		1	1	1	1	1	
Carlton		1	1	1		1	
Castleton			1				
Hastings Township				1	4		
Irving		1		1	4		
Johnstown				1			
Maple Grove		1	2				
Middleville			2	16	3		
Orangeville		2	2	1	1		1
Prairieville			1		3	3	
Rutland		1	1		2	1	
Thornapple			4	9	6	8	
Woodland		2					
Yankee Springs		1	1	13	6	6	4
County Totals		11	17	45	30	20	5
% of Total:		8.6%	13.3%	35.2%	23.4%	15.6%	3.9%

Calhoun County

	<i>Values (in thousands)</i>					
	Under 100	100 to 149	150 to 199	200 to 299	300 to 499	500 +
Battle Creek			1	3	1	2
Emmett	1	1	2	5	1	
Homer			1			
Marengo Township		2		1		
Pennfield				2		
County Totals	1	3	4	11	2	2
% of Total:	4.3%	13.0%	17.4%	47.8%	8.7%	8.7%

Cass County

	<i>Values (in thousands)</i>					
	Under 100	100 to 149	150 to 199	200 to 299	300 to 499	500 +
Marcellus Township			1	1		
County Totals			1	1		
% of Total:			50.0%	50.0%		

Kalamazoo County

	<i>Values (in thousands)</i>					
	Under 100	100 to 149	150 to 199	200 to 299	300 to 499	500 +
Brady	1		1	2	1	1
Charleston				2		
Comstock			7	17	5	
Cooper			2	6	8	
Kalamazoo City	1	3			7	
Kalamazoo Township				7		
Oshtemo		1	1	31	24	5
Pavilion				1	3	2
Portage	1		11	32	6	2
Prairie Ronde					1	2
Richland				8	14	7
Ross	1			6	8	3
Schoolcraft Township			1	4	4	2
Texas			8	56	37	5
Vicksburg				8	16	
Wakeshma			2			
County Totals	4	4	33	180	134	29
% of Total:	1.0%	1.0%	8.6%	46.9%	34.9%	7.6%

St. Joseph County

	<i>Values (in thousands)</i>					
	Under 100	100 to 149	150 to 199	200 to 299	300 to 499	500 +
Leonidas	2					
Lockport				2		
Sherman	2	1	1		1	
County Totals	4	1	1	2	1	
% of Total:	44.4%	11.1%	11.1%	22.2%	11.1%	

Van Buren County

<i>Values (in thousands)</i>	Under 100	100 to 149	150 to 199	200 to 299	300 to 499	500 +
Antwerp	1	2	1	6	2	
Lawrence		1	1	2		
Paw Paw Township		2	2		1	
Pine Grove		1	3		1	
South Haven City			3	6	5	2
South Haven Township	1	2	1	3		
Waverly		1				
County Totals	2	9	11	17	9	2
% of Total:	4.0%	18.0%	22.0%	34.0%	18.0%	4.0%

_SINGLE FAMILY HOME STARTS BY SQUARE FOOTAGE

Through the fourth quarter.

Allegran County

<i>Allegran Township</i>	<i>Square Footage</i>	Under 1200	1200 to 1799	1800 to 2399	2400 to 3000	3000 to 3999	4000 to 4999	5000 +
Allegran Township		1	1	2				
Cheshire		1						
Dorr			19	7	3	1		
Douglas		1	1	6	3		1	
Fillmore			2	5	1	1	1	
Ganges		2	2	2		1		
Gun Plain			4	7	2			
Heath		3	4	2	3	4		
Hopkins			1	2	1			
Laketown			4	4	7	5	2	3
Lee		1	1	2	1			
Leighton		2	12	38	3	4		
Manlius		1	9	2		1		1
Martin				2	2			
Monterey				1				
Otsego City			2	1				
Otsego Township		2	5	1	1	1		
Overisel			3	1		1		
Salem			18	6		3		
Saugatuck City			2	2		2	1	
Saugatuck Township			2	1	5	2	1	2
Trowbridge			1					
Watson			1	1	1	1		
Wayland City			1	15	3	3		
Wayland Township			4	15	1	3		
COUNTY TOTALS		14	99	125	37	33	6	6
% of total:		4.4%	30.9%	39.1%	11.6%	10.3%	1.9%	1.9%

Barry County

<i>Barry Township</i>	<i>Square Footage</i>	Under 1200	1200 to 1799	1800 to 2399	2400 to 3000	3000 to 3999	4000 to 4999	5000 +
Baltimore		1	1					
Barry		1	3			1		
Carlton		1	1	1	1			
Castleton			1					
Hastings Township			1	3	1			
Irving			2	2	2			
Johnstown				1				
Maple Grove			1	1		1		
Middleville		6	3	10	2			
Orangeville		2	1	3		1		
Prairieville			3	4				
Rutland			1					
Thornapple		5	10	7	4		1	
Woodland			1	1				
Yankee Springs		2	10	10	2	4	3	
COUNTY TOTALS		18	39	43	12	7	4	
% of total:		14.6%	31.7%	35.0%	9.8%	5.7%	3.3%	

Calhoun County

<i>Square Footage</i>		Under 1200	1200 to 1799	1800 to 2399	2400 to 3000	3000 to 3999	4000 to 4999	5000 +
Battle Creek						1		
Emmett				3	2			
Homer				1				
COUNTY TOTALS				4	2	1		
% of total:				57.1%	28.6%	14.3%		

Kalamazoo County

<i>Square Footage</i>		Under 1200	1200 to 1799	1800 to 2399	2400 to 3000	3000 to 3999	4000 to 4999	5000 +
Brady			1		1	1	1	
Comstock			7	12	3	3		
Cooper			7	3	2	2	1	
Kalamazoo City		1	2		2	2	1	
Kalamazoo Township				7				
Oshtemo		1	7	28	10	7	3	2
Portage		2	10	15	4	2		1
Schoolcraft Township			1	2	5	1		1
Wakeshma			1	1				
COUNTY TOTALS		4	36	68	27	18	6	4
% of total:		2.5%	22.1%	41.7%	16.6%	11.0%	3.7%	2.5%

St. Joseph County

<i>Square Footage</i>		Under 1200	1200 to 1799	1800 to 2399	2400 to 3000	3000 to 3999	4000 to 4999	5000 +
Leonidas			1	1				
Lockport				1				
Sherman			1	1	2	1		
COUNTY TOTALS			2	3	2	1		
% of total:			25.0%	37.5%	25.0%	12.5%		

Van Buren County

<i>Square Footage</i>		Under 1200	1200 to 1799	1800 to 2399	2400 to 3000	3000 to 3999	4000 to 4999	5000 +
Antwerp			6	2	1			
Pine Grove					1	1		
South Haven Township			4					
Waverly							1	
COUNTY TOTALS			10	2	2	1	1	
% of total:			62.5%	12.5%	12.5%	6.3%	6.3%	

SINGLE FAMILY HOME SQUARE FOOTAGE AVERAGE BY COUNTY

	2015	2014	2013	2012	2011
Allegan	2193	2270	2203	1989	2104
Barry	1935	1984	2002	1858	1957
Kalamazoo	2377	2367	2103	2536	2344

AVERAGE SQUARE FOOTAGE PER JURISDICTION

Average Square Footage for homes built YTD. Information in some jurisdictions is from a limited sample and will be less reliable than large samples.

Average finished square footage listed on building permits	Total homes in sample
--	-----------------------------

Allegan County

Saugatuck Township	3516	13
Laketown	3111	25
Saugatuck City	2593	7
Watson	2416	4
Fillmore	2377	10
Martin	2372	4
Wayland City	2299	22
Douglas	2283	12
Heath	2252	16
Wayland Township	2206	23
Leighton	2070	59
Gun Plain	1985	13
Manlius	1926	14
Monterey	1904	1
Overisel	1887	5
Hopkins	1879	4
Lee	1842	5
Dorr	1839	30
Allegan Township	1834	4
Otsego City	1827	3
Salem	1826	27
Ganges	1796	7
Otsego Township	1701	10
Trowbridge	1515	1
Cheshire	1080	1

Barry County

Yankee Springs	2283	31
Hastings Township	2171	5
Maple Grove	2080	3
Irving	2007	6
Johnstown	1852	1
Thornapple	1844	27
Prairieville	1823	7
Orangeville	1769	7
Middleville	1768	21
Rutland	1724	1
Woodland	1716	2
Barry	1702	5
Carlton	1687	4
Castleton	1533	1
Baltimore	1100	2

Calhoun County

Battle Creek	3254	1
Emmett	2336	5
Homer	1920	1

Kalamazoo County

Brady	3145	4
Schoolcraft Township	2749	10
Oshtemo	2545	58
Kalamazoo City	2521	8
Cooper	2284	15
Comstock	2174	25
Portage	2147	34
Kalamazoo Township	2068	7
Wakeshma	1801	2

St. Joseph County

Sherman	2574	5
Leonidas	1996	2
Lockport	1866	1

Van Buren County

Waverly	4000	1
Pine Grove	2816	2
Antwerp	1845	9
South Haven Township	1631	4

MULTI FAMILY STARTS

Through the fourth quarter

Apartments

Calhoun County

units

Battle Creek

Homeowner

401 Gethings Circle

8

Total Units for Jurisdiction

8

Total Units for County

8

Kalamazoo County

units

Cooper

Homeowner

3588 Coopers Landing Dr.

12

3590 Coopers Landing Dr.

12

3594 Coopers Landing Dr.

12

3596 Coopers Landing Dr.

12

Total Units for Jurisdiction

48

Kalamazoo City

Mavcon

232 West Michigan Ave.

6

Total Units for Jurisdiction

6

Total Units for County

54

Portage

American Village Builders

2251, 55 Hollow Creek Trail

2

2301, 15 Hollow Creek Trail

2

2345, 51 Hollow Creek Trail

2

8861, 65 Oak Meadow

2

8900, 96 Oak Meadow Cove

2

JAMB, LLC

9424, 28 Brianna Trail

2

9441, 45 The Woodlands Trail

2

RDI Companies

4525, 31, 39, 45 Balsam Fir Dr.

4

4554, 60, 64, 70 Balsam Fir Dr.

4

4585, 91, 97, 4603 Balsam Fir Dr.

4

4594, 4600, 06, 12 Balsam Fir Dr.

4

4627, 33, 39, 45 Balsam Fir Dr.

4

4636, 42, 48, 54 Balsam Fir Dr.

4

4671, 77, 89, 83 Balsam Fir Dr.

4

4678, 84 Balsam Fir Dr.

2

Total Units for Jurisdiction

44

Ross

Homeowner

7417 North 28th St., Units A & B

2

7417 North 38th St., units A & B

2

Tim Johnson

8080, 88 Bay Arbor

2

Total Units for Jurisdiction

6

Total Units for County

56

Condominiums

Allegan County

units

Douglas

BDR Custom Homes

160 Garden Terrace

5

Total Units for Jurisdiction

5

Heath

T2 Construction Management

4472, 74 Meadow Pond Way

2

Total Units for Jurisdiction

2

Leighton

Woods Builders Homes Inc.

4278, 80, 82, 84 Cidermill

4

Total Units for Jurisdiction

4

Salem

RDI Companies

3683, 85 Creekside Dr.

2

Total Units for Jurisdiction

2

Total Units for County

13

Kalamazoo County

units

Kalamazoo City

American Village Builders

3350, 56 Dunns Ridge

2

3445, 49 Dunns Ridge

2

3470, 74 Dunns Ridge

2

Total Units for Jurisdiction

6

Duplexes

Kalamazoo County

units

Kalamazoo City

Glas Associates Inc.

1501 Blakeslee St., Units 10A & 10B

2

1501 Blakeslee St., Units 11A & 11B

2

1501 Blakeslee St., Units 12A & 12B

2

1501 Blakeslee St., Units 13A & 13B

2

1501 Blakeslee St., Units 14A & 14B

2

Prime Homes LLC

1201, 03 Kimbark Ave.

2

1207, 09 Kimbark Ave.

2

Total Units for Jurisdiction

14

Total Units for County

14

REMODELS AND ADDITIONS

selected permits valued over approximately \$50,000

For the 4th quarter.

Allegan County

Dorr

Homeowner	
1898 138th Ave.	\$55,000
4281 21st	\$50,000
J & J Concepts, LLC	
2131 Hilltop View	\$95,000
Rietberg Construction	
1697 Leisure Ct.	\$125,000
Total Value for Jurisdiction	\$325,000

Douglas

BDR Custom Homes	
558 Artisan Row	\$50,000
Haver Fine Homes	
41 Spring St.	\$186,000
Total Value for Jurisdiction	\$236,000

Ganges

Homeowner	
1223 Beech Dr.	\$50,000
Total Value for Jurisdiction	\$50,000

Gun Plain

Dave Stowell	
604 Miller Rd.	\$58,000
Total Value for Jurisdiction	\$58,000

Heath

Custom Construction of Michigan LLC	
4107 Pine Trail Lane	\$76,667
Total Value for Jurisdiction	\$76,667

Hopkins

Ken Zaagman	
2104 135th Ave.	\$50,000
Total Value for Jurisdiction	\$50,000

Leighton

Becker & Sanders, LLC	
4671 5th St.	\$120,000
Clark Brothers Construction	
4210 Kalamazoo Dr.	\$70,000
Total Value for Jurisdiction	\$190,000

Otsego City

Reising Construction	
411 Allegan St.	\$60,000
Scott Wroblewski	
532 South Wilmott St.	\$50,000
Total Value for Jurisdiction	\$110,000

Overisel

Morris Builders, Inc.	
3635 144th Ave.	\$150,000
You'unique Construction	
3672 140th Ave.	\$60,000
Total Value for Jurisdiction	\$210,000

Saugatuck City

Custom Carpentry	
929 Park St.	\$75,000
DeFrell Builders, Inc.	
700 Manchester	\$157,000

Randal Strong
143 Park St.

\$165,000

Total Value for Jurisdiction

\$397,000

Saugatuck Township

Darapel & Assoc. Builders, Inc.	
2557 Lakeshore Dr.	\$165,000
Total Value for Jurisdiction	\$165,000

Trowbridge

Coopmans Construction	
3101 Minkler Lake Dr.	\$83,000
Total Value for Jurisdiction	\$83,000

Wayland City

Construction Services of West Michigan	
511 West Maple St.	\$95,000
Total Value for Jurisdiction	\$95,000

Wayland Township

W. Pennings & Sons, Inc.	
3681 Lakeshore Dr.	\$63,398
Craig Wagenvelt	
2560 Seymour Dr.	\$55,000
Total Value for Jurisdiction	\$118,398
Total Value for County	\$2,164,065

Barry County

Prairieville

Max Haase & Son Builders	
10818 Stoney Point Dr.	\$62,000
Homeowner	
13331 Burchette Rd.	\$120,000
Total Value for Jurisdiction	\$182,000

Thornapple

Tim VanderPloeg	
3051 Kenyon Lane	\$150,000
Total Value for Jurisdiction	\$150,000
Total Value for County	\$332,000

Calhoun County

Battle Creek

Upston Construction LLC	
165 Sunnyside Dr.	\$180,000
Total Value for Jurisdiction	\$180,000
Total Value for County	\$180,000

Kalamazoo County

Kalamazoo City

Booko Brothers Inc. 703 Weaver Circle	\$101,000
John J. Hazelhoff Construction LLC 4002 Lakeside Dr.	\$240,000
Homeowner 2748 Clyster Ct.	\$75,000
Patriot Restoration LLC 709 Darby Lane	\$190,000
W. Pennings & Sons, Inc. 2913 Brandywine Rd.	\$61,579
VanderRoest Homes 1150 Long Rd.	\$350,000
Total Value for Jurisdiction	\$1,017,579

Kalamazoo Township

Homeowner 3828 Grand Prairie Rd.	\$90,000
Total Value for Jurisdiction	\$90,000

Pavilion

TA Scott Construction 7716 North Indian Lake Dr.	\$270,000
Total Value for Jurisdiction	\$270,000

Portage

W. Pennings & Sons, Inc. 3225 Troon Ct.	\$153,617
Jeff VanDyke Building & Renovations LLC 1716 Timberlane Dr.	\$64,019
Total Value for Jurisdiction	\$217,636

Richland

Appelgren Builders Co. 10974 North Interlaken	\$310,500
Total Value for Jurisdiction	\$310,500

Texas

Homeowner 7097 Chianti Circle	\$52,000
7631 South 8th St.	\$53,064
Steven Podd 9240 South 6th St.	\$52,108
Total Value for Jurisdiction	\$157,172

Vicksburg

Booko Brothers Inc. 419 East Rose St.	\$65,000
Total Value for Jurisdiction	\$65,000
Total Value for County	\$2,127,887

St. Joseph County

Lockport

Steve Visser Builders 56931 Buckhorn Rd.	\$86,400
Total Value for Jurisdiction	\$86,400
Total Value for County	\$86,400

Van Buren County

Antwerp

Molnar Construction 49298 Ye Olde Woods Circle	\$150,000
Total Value for Jurisdiction	\$150,000

South Haven City

O'Sullivan Builders 556 Michigan Ave.	\$80,000
V & A Custom Construction 838 Conger St.	\$80,000
Total Value for Jurisdiction	\$160,000
Total Value for County	\$310,000

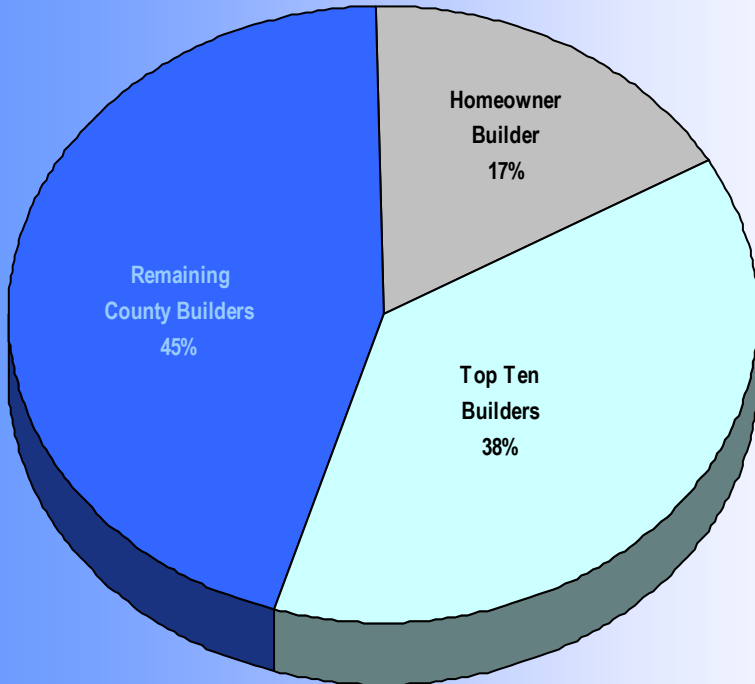
SECTION III

BUILDER INFORMATION

TOP TEN BUILDERS CHART

Kalamazoo/ Allegan-Barry Report Area

Through the 4th Quarter



2015

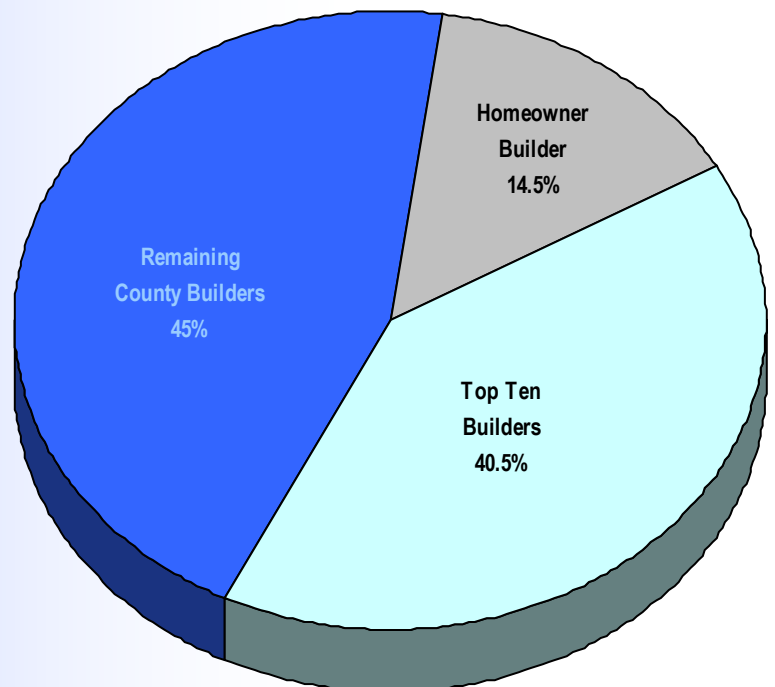
	starts	%
Allen Edwin Homes	180	19.0
Sable Developing	59	6.2
American Village Builders	32	3.4
Roberts Built Homes	18	1.9
Watts Construction	16	1.7
Martz Home Builders, LLC	12	1.3
Steve Visser Builders	12	1.3
RHC Contracting LLC	11	1.2
Rod Obbink Builders Inc.	9	1.0
Don Anthony Builders LLC	7	0.7

162 Homeowner Builders are not used in this chart.
Ties for 10th show, but only ten numbers are used for builder %

Through the 4th Quarter

2014

	starts	%
Allen Edwin Co.	131	16.7
American Village Builders	36	4.6
Sable Developing	28	3.6
Roberts Built Homes	17	2.2
Watts Construction	11	1.4
RHC Contracting LLC	9	1.1
Cornerstone Construction	9	1.1
Sterling Oaks Development Co.	8	1.0
Lutz Construction	7	0.9
RDI Companies	7	0.9
Tri-Star Excavating & Construction, Inc.	7	0.9



121 Homeowner Builders are not used in this chart.
Ties for 10th show, but only ten numbers are used for builder %

BUILDER RANKING LIST

YTD Totals. Single family home starts for this report area.

Allen Edwin Homes	180	James Brausch	2	Pete Bierd	1
Homeowner	162	Brower Building LLC	2	Ben Bierlein	1
Sable Developing	59	Central Construction	2	Black River Builders	1
American Village Builders	32	Coral Homes Inc.	2	Terry Blodgett Builders, Inc.	1
Roberts Built Homes	18	Cottage Castle Homes	2	Blok Builders, Inc.	1
Watts Construction	16	Cottage Home Inc.	2	Boerman Home Center	1
Martz Home Builders, LLC	12	Jason Curtis	2	Booko Brothers Inc.	1
Steve Visser Builders	12	DeVries & Onderlinde Builders Inc.	2	Todd W. Brown Builder	1
RHC Contracting LLC	11	FCC, Inc.	2	John Brush Builders	1
Rod Obbink Builders Inc.	9	Gary Godley	2	Buffum Builders LLC	1
Don Anthony Builders LLC	7	Groot Builders, Inc.	2	Busscher Builders, Inc.	1
KLH Custom Homes	6	Don Hoyt	2	Paul Campbell	1
Prime Homes LLC	6	Interra Homes LLC	2	Josh Case Construction	1
Tri-Star Excavating & Construction,	6	Tim Johnson	2	Cassidy Builders	1
William Aaron Homes LLC	5	Laaksonen Builders Inc.	2	Cassidy Home Builders - Paw Paw	1
Bronco Development LLC	5	Adam Lenhart	2	Cedar Crest Construction	1
Classic Home Construction	5	Kevin Mann	2	Center Line Construction LLC	1
Cornerstone Construction	5	Midwest Construction Group, Inc.	2	Scott Christopher Homes, Inc.	1
Greg Lydy	5	Matthew Nyhof Homes	2	Clark Brothers Construction	1
Nyhof Homes Inc.	5	Paragon Custom Homes	2	Clough Construction	1
Baumann Building, Inc.	4	Paramount Building Group	2	Crossen Construction	1
DeLoof Builders LLC	4	Pine Creek Construction Inc.	2	Brian Cook Builder	1
Geers Bros. Builders	4	Premier Home Builders LLC	2	James A. Cook Builders Inc.	1
HB Construction	4	Premier Home Builders, LLC	2	Coopmans Construction	1
JPD Construction, LLC	4	Raymar Homes	2	Cornerstone Construction	1
Lutz Construction	4	RDI Companies	2	Tony Coughlin	1
Meiste Homes	4	Paul Rewa	2	Country Construction	1
Patrick Murphy Homes	4	Rivertown Homes By Design	2	Countryside Builders	1
Myers Builders, Inc.	4	Jim Roberts Construction, Inc.	2	Countryside Homes	1
Powell Custom Homes LLC	4	Mike Schaap Builders Inc.	2	Crawford Construction	1
Sherwood Custom Homes, LLC	4	Schippers Construction LLC	2	Creekside Construction	1
42 North Custom Homes	3	John Scholten	2	DeHaan Homes	1
Baas Builders	3	John Scholtin	2	DeLoof Construction, Inc.	1
Fred Bean & Son Builders Inc.	3	Schram's Construction Services	2	Charles Dennany	1
Beard Construction Inc.	3	Schultz Builders, LLC	2	Design Build Concepts, Inc.	1
Tim Bouma	3	Select Building & Design	2	Lance DeYoung Building LLC	1
Boverhof Builders	3	Shamrock Builders	2	Diephuis Builders	1
Eagle Creek Homes	3	Solomon Building Group	2	Timothy M. Domsic	1
Glas Associates Inc.	3	Steele Construction	2	DRS Builders LLC	1
Johnson Home Builders	3	Triple K Properties	2	Duke Construction	1
Maynard's Customized Concrete	3	R. VanDyke Building & Remodeling	2	Dusendang Custom Homes	1
Richard Modderman	3	Tim Visser Construction	2	Russell Dykstra	1
Bill Monhollon Builders	3	Jared Vogt	2	Eddie Eakins	1
JN Newman Construction LLC	3	Dan Wiltjer	2	Scott Ebels	1
Platinum Custom Homes	3	Zahn Builders Inc.	2	Elzinga & Volkers, Inc.	1
Property Owner	3	A-1 Homes & Development	1	Endeavor Building Systems, LLC	1
Timberidge Enterprises	3	Allen Home Builders, Inc.	1	Fawn Meadow, LLC	1
Westwood Construction	3	Ashby Builders	1	Fellows Construction Co.	1
Advanced Design Services	2	BAM Builders	1	Fernandez Builders	1
American Living Inc.	2	Bartley Builders	1	Tom Ford	1
Brian Appel	2	BDR Custom Homes	1	Greg Fuller Construction	1
Argondelis Builders	2	Becker & Sanders, LLC	1	Gale Builders, Inc.	1
Arver Homes LLC	2	Benson Construction	1	John Geers	1
Brad Berchiatti	2	Beyer Construction LLC	1	Glacier Construction LLC	1
T. Bosgraaf Homes	2	Chad Bidwell	1	GLS Custom Homes Inc.	1

WD Graham Builders, Inc.	1	May General Contracting, Inc.	1	Scott Scheltema Construction, Inc.	1
Grassmid Builders	1	McCormick Builders	1	Justin Schutmaat	1
Arie Gritter Builder, Inc.	1	McKellips Construction	1	TA Scott Construction	1
Haan Builders, LLC	1	McNulty Construction	1	Sebright Construction	1
Habitat for Humanity Barry County	1	MEC Contracting	1	Leon J. Shetler	1
Hammel Construction Co.	1	Michigan Dutch Barns	1	Louis Sikora Builders	1
Harder Construction, LLC	1	Thomas H. Morrison Group	1	Slate Building & Development	1
Harrington Construction	1	Mott Builders	1	Kevin Smith	1
Haver Fine Homes	1	Muehlberger Custom Homes	1	Michael Stein	1
Hawks Hollow Builders	1	Muston Construction	1	Jonathan Sterk	1
Hertzler Construction	1	Nailbenders Construction	1	Sterling Oaks Development Co.	1
Robert Homan	1	Nelson Builders Inc.	1	Stetler Built Homes, Inc.	1
Home Set Construction, Inc.	1	New Urban Home Builders, LLC	1	Synergy Custom Homes LLC	1
Hoogstraten Builders, Inc.	1	Ben Nichols Construction	1	TerVoort Builders Inc.	1
Hostetler Construction Inc.	1	Norris Construction	1	James Thorne	1
James Houseman	1	North Cove Builders	1	Charles Thorne	1
Hullinger Construction	1	Nugent Builders, Inc.	1	Fine Building by Tiefenthal	1
ICCF	1	Olsen Builders	1	True Builders, LLC	1
Iden Construction	1	Olson Brothers Co.	1	Homes by Tyler Inc.	1
Independent Builders	1	Osborne Construction & Maintenance	1	Gordon Vader	1
Dean Ingraham	1	O'Sullivan Builders	1	Pete Vandenberg	1
J & J Concepts, LLC	1	W. Pennings & Sons, Inc.	1	VanderLeek Builders, Inc.	1
JD Construction	1	J. Peterson Homes	1	John VanderMaas Builders	1
Jeremiah Johnson	1	William John Petroelje	1	Marc VanHeukelum	1
Johnny R. Johnson	1	Jordan Postma Builder	1	Mark Vanthof	1
Kalamazoo Valley Habitat for Humanity	1	Pulver Construction	1	Rodney Vaughn	1
Kilgore Builders	1	Pursley Construction	1	Harold Veltman	1
Ryan C. Kruisenga	1	RCM Construction	1	Vineyard Homes	1
Brian S. Kwekel	1	Refined Builders, Inc.	1	Steve Visser Construction LLC	1
Lake Home Builders	1	Regional Ventures	1	Wedeven Bros. Construction	1
Lakeshore Signature Homes	1	Reliable Builders Company LLC	1	Jim Westing	1
Jeffery S. Larrabee	1	Gary S. Roberts	1	White Birch Builders	1
LB & LB Construction	1	David R. Roberts Builders, Inc.	1	Dan Wierenga Construction	1
Livingston Homes of West Michigan	1	Roberts Development Group	1	Skip Williams	1
Lown Homes	1	Roberts' Development Group	1	Wolfe Builders	1
Gordon Lucas Builders	1	JK Rose Construction	1	Yoder Custom Built Homes	1
Roger Marcy Builders	1	Rick Rottschafer	1	Louis Zanardi	1
Markus Construction	1	RWL Construction	1	Zion Church Builders	1
Jeff Mauchmar	1	Bob Schaendorf	1	Number of builders	281

BUILDER STARTS COMPARED TO LAST YEAR

	This year	Last year	Change			
Greg Lydy	5	1	400.00%	Skip Williams	1	0.00%
HB Construction	4	1	300.00%	Tony Coughlin	1	0.00%
Martz Home Builders, LLC	12	4	200.00%	Baas Builders	3	0.00%
Property Owner	3	1	200.00%	Bartley Builders	1	0.00%
Bill Monhollon Builders	3	1	200.00%	Brian Appel	2	0.00%
Richard Modderman	3	1	200.00%	Powell Custom Homes LLC	4	0.00%
JN Newman Construction LLC	3	1	200.00%	David R. Roberts Builders, Inc.	1	0.00%
42 North Custom Homes	3	1	200.00%	W. Pennings & Sons, Inc.	1	0.00%
William Aaron Homes LLC	5	2	150.00%	Sherwood Custom Homes, LLC	4	0.00%
Classic Home Construction	5	2	150.00%	Fred Bean & Son Builders Inc.	3	0.00%
Sable Developing	59	28	110.71%	KLH Custom Homes	6	0.00%
Patrick Murphy Homes	4	2	100.00%	Jim Roberts Construction, Inc.	2	0.00%
Paul Rewa	2	1	100.00%	R. VanDyke Building & Remodeling	2	0.00%
Pine Creek Construction Inc.	2	1	100.00%	Stetler Built Homes, Inc.	1	0.00%
Paramount Building Group	2	1	100.00%	Refined Builders, Inc.	1	0.00%
Baumann Building, Inc.	4	2	100.00%	James Thorne	1	0.00%
Meiste Homes	4	2	100.00%	Boverhof Builders	3	0.00%
Myers Builders, Inc.	4	2	100.00%	Fine Building by Tiefenthal	1	0.00%
Don Hoyt	2	1	100.00%	American Living Inc.	2	0.00%
James Brausch	2	1	100.00%	Markus Construction	1	0.00%
Brower Building LLC	2	1	100.00%	RWL Construction	1	0.00%
Cottage Castle Homes	2	1	100.00%	Scott Scheltema Construction, Inc.	1	0.00%
DeVries & Onderlinde Builders Inc.	2	1	100.00%	Yoder Custom Built Homes	1	0.00%
Matthew Nyhof Homes	2	1	100.00%	Beard Construction Inc.	3	0.00%
Steve Visser Builders	12	6	100.00%	Bob Schaendorf	1	0.00%
Steele Construction	2	1	100.00%	Laaksonen Builders Inc.	2	0.00%
Shamrock Builders	2	1	100.00%	Nelson Builders Inc.	1	0.00%
John Scholten	2	1	100.00%	JPD Construction, LLC	4	0.00%
Rod Obbink Builders Inc.	9	5	80.00%	Synergy Custom Homes LLC	1	0.00%
Don Anthony Builders LLC	7	4	75.00%	American Village Builders	32	-11.11%
Prime Homes LLC	6	4	50.00%	Tri-Star Excavating & Construction, Inc.	6	-14.29%
Johnson Home Builders	3	2	50.00%	Glas Associates Inc.	3	-40.00%
Platinum Custom Homes	3	2	50.00%	Lutz Construction	4	-42.86%
Watts Construction	16	11	45.45%	Cornerstone Construction	5	-44.44%
Allen Edwin Homes	180	134	34.33%	Terry Blodgett Builders, Inc.	1	-50.00%
Deloof Builders LLC	4	3	33.33%	Argondelis Builders	2	-50.00%
Geers Bros. Builders	4	3	33.33%	Paragon Custom Homes	2	-50.00%
Nyhof Homes Inc.	5	4	25.00%	Buffum Builders LLC	1	-50.00%
Bronco Development LLC	5	4	25.00%	Countryside Homes	1	-50.00%
RHC Contracting LLC	11	9	22.22%	Vineyard Homes	1	-50.00%
Roberts Built Homes	18	17	5.88%	Triple K Properties	2	-50.00%
Grassmid Builders	1	1	0.00%	Lake Home Builders	1	-50.00%
Arie Gritter Builder, Inc.	1	1	0.00%	Schram's Construction Services	2	-50.00%
Haan Builders, LLC	1	1	0.00%	Todd W. Brown Builder	1	-50.00%
Habitat for Humanity Barry County	1	1	0.00%	Mike Schaap Builders Inc.	2	-60.00%
Pete Bierd	1	1	0.00%	Wolfe Builders	1	-66.67%
DRS Builders LLC	1	1	0.00%	TA Scott Construction	1	-66.67%
Harder Construction, LLC	1	1	0.00%	LB & LB Construction	1	-66.67%
Hawks Hollow Builders	1	1	0.00%	Roberts Development Group	1	-66.67%
Greg Fuller Construction	1	1	0.00%	Olsen Builders	1	-66.67%
Creekside Construction	1	1	0.00%	Beyer Construction LLC	1	-66.67%
Crawford Construction	1	1	0.00%	Tom Ford	1	-66.67%
Booko Brothers Inc.	1	1	0.00%	Endeavor Building Systems, LLC	1	-66.67%
Cottage Home Inc.	2	2	0.00%	RDI Companies	2	-71.43%
VanderLeek Builders, Inc.	1	1	0.00%	BDR Custom Homes	1	-75.00%
Jim Westing	1	1	0.00%	Sterling Oaks Development Co.	1	-87.50%
Central Construction	2	2	0.00%			
Cassidy Home Builders - Paw Paw	1	1	0.00%			
Cassidy Builders	1	1	0.00%			
Busscher Builders, Inc.	1	1	0.00%			
T. Bosgraaf Homes	2	2	0.00%			
Tim Bouma	3	3	0.00%			
Westwood Construction	3	3	0.00%			

BUILDER RANKING BY AVERAGE VALUE

Single Family starts per jurisdiction ranked by value

	# of starts	Average value			
Raymar Homes	2	\$4,601,611	J. Peterson Homes	1	\$350,000
Becker & Sanders, LLC	1	\$1,500,000	Dan Wierenga Construction	1	\$350,000
Center Line Construction LLC	1	\$1,500,000	Rick Rottschafer	1	\$347,500
DeVries & Onderlinde Builders Inc.	2	\$1,493,495	Countryside Homes	1	\$347,000
Mike Schaap Builders Inc.	2	\$1,270,000	White Birch Builders	1	\$346,000
Lakeshore Signature Homes	1	\$950,000	Richard Modderman	3	\$342,341
Endeavor Building Systems, LLC	1	\$850,000	Haan Builders, LLC	1	\$340,562
Sebright Construction	1	\$826,500	Beyer Construction LLC	1	\$340,000
Glas Associates Inc.	3	\$793,343	American Village Builders	31	\$335,281
Black River Builders	1	\$670,000	William John Petroelje	1	\$335,000
W. Pennings & Sons, Inc.	1	\$659,250	Grassmid Builders	1	\$330,000
Lake Home Builders	1	\$655,000	Platinum Custom Homes	3	\$330,000
Zahn Builders Inc.	2	\$626,275	Nugent Builders, Inc.	1	\$326,353
Blok Builders, Inc.	1	\$613,228	Roger Marcy Builders	1	\$325,000
O'Sullivan Builders	1	\$600,000	Timothy M. Domsic	1	\$320,000
Muehlberger Custom Homes	1	\$594,500	Roberts Development Group	1	\$319,198
Creekside Construction	1	\$580,000	RDI Companies	2	\$317,500
J & J Concepts, LLC	1	\$575,000	Mott Builders	1	\$315,678
Reliable Builders Company LLC	1	\$559,000	William Aaron Homes LLC	5	\$312,803
Design Build Concepts, Inc.	1	\$550,000	Jason Curtis	2	\$310,000
New Urban Home Builders, LLC	1	\$550,000	Paragon Custom Homes	2	\$307,838
JPD Construction, LLC	4	\$538,750	Paramount Building Group	2	\$305,579
Ashby Builders	1	\$535,000	Lutz Construction	4	\$305,335
Wolfe Builders	1	\$524,000	Allen Home Builders, Inc.	1	\$300,000
Busscher Builders, Inc.	1	\$500,000	Terry Blodgett Builders, Inc.	1	\$300,000
Elzinga & Volkers, Inc.	1	\$499,000	Livingston Homes of West Michigan	1	\$300,000
Property Owner	2	\$495,048	Rivertown Homes By Design	2	\$300,000
Select Building & Design	2	\$494,606	Mark Vanthof	1	\$300,000
Paul Campbell	1	\$488,000	Brian S. Kwekel	1	\$298,506
MEC Contracting	1	\$482,000	Synergy Custom Homes LLC	1	\$298,000
JN Newman Construction LLC	3	\$476,242	Baas Builders	3	\$295,159
Gordon Lucas Builders	1	\$460,000	Sherwood Custom Homes, LLC	4	\$293,250
Timberidge Enterprises	3	\$458,333	42 North Custom Homes	3	\$292,785
Jim Roberts Construction, Inc.	2	\$455,250	Crawford Construction	1	\$292,158
DeHaan Homes	1	\$450,000	Cottage Castle Homes	2	\$290,000
Eddie Eakins	1	\$445,000	Roberts Built Homes	18	\$285,509
R. VanDyke Building & Remodeling	2	\$443,000	Jeffery S. Larrabee	1	\$282,216
Hullinger Construction	1	\$438,480	Cottage Home Inc.	2	\$282,064
Rod Obbink Builders Inc.	9	\$431,244	Bartley Builders	1	\$280,000
Bill Monhollon Builders	3	\$428,333	Thomas H. Morrison Group	1	\$280,000
Dean Ingraham	1	\$426,900	Tim Visser Construction	2	\$277,817
Deloof Builders LLC	4	\$425,041	Norris Construction	1	\$276,799
James A. Cook Builders Inc.	1	\$425,000	Johnson Home Builders	3	\$276,667
Olson Brothers Co.	1	\$420,000	DRS Builders LLC	1	\$276,000
Prime Homes LLC	6	\$419,009	Josh Case Construction	1	\$275,588
Yoder Custom Built Homes	1	\$419,000	Steve Visser Builders	12	\$275,268
KLH Custom Homes	6	\$418,255	Todd W. Brown Builder	1	\$275,000
Glacier Construction LLC	1	\$405,000	Solomon Building Group	2	\$275,000
Robert Homan	1	\$400,000	Steele Construction	2	\$275,000
Kilgore Builders	1	\$400,000	Cassidy Home Builders - Paw Paw	1	\$273,000
Regional Ventures	1	\$400,000	Brad Berchiatti	2	\$266,299
Fine Building by Tiefenthal	1	\$397,500	JK Rose Construction	1	\$265,000
Gale Builders, Inc.	1	\$390,000	Eagle Creek Homes	3	\$264,333
Cnossen Construction	1	\$386,519	Steve Visser Construction LLC	1	\$262,378
Hawks Hollow Builders	1	\$381,658	Fred Bean & Son Builders Inc.	3	\$260,000
Muston Construction	1	\$380,000	RWL Construction	1	\$260,000
Pete Vandenberg	1	\$368,000	Schram's Construction Services	2	\$259,200
Haver Fine Homes	1	\$360,000	Schultz Builders, LLC	2	\$259,000
Patrick Murphy Homes	4	\$359,188	Chad Bidwell	1	\$258,265
John Brush Builders	1	\$358,450	Sterling Oaks Development Co.	1	\$257,588
Meiste Homes	4	\$355,250	Gary S. Roberts	1	\$254,776
Jim Westing	1	\$355,000	Allen Edwin Homes	179	\$254,685
Bronco Development LLC	5	\$353,928	Don Hoyt	2	\$252,500
Michigan Dutch Barns	1	\$351,612	Watts Construction	16	\$252,074
BDR Custom Homes	1	\$350,000	Pulver Construction	1	\$252,000
Ben Bierlein	1	\$350,000	Argondelis Builders	2	\$250,718
McKellips Construction	1	\$350,000	Countryside Builders	1	\$250,000
			Dusendang Custom Homes	1	\$250,000

Arie Gritter Builder, Inc.	1	\$250,000	Harder Construction, LLC	1	\$180,000
Hostetler Construction Inc.	1	\$250,000	Jordan Postma Builder	1	\$180,000
Kevin Smith	1	\$250,000	Gordon Vader	1	\$178,000
Westwood Construction	3	\$246,391	Premier Home Builders, LLC	2	\$177,500
Nelson Builders Inc.	1	\$246,000	Buffum Builders LLC	1	\$175,000
May General Contracting, Inc.	1	\$245,000	Brian Cook Builder	1	\$175,000
McCormick Builders	1	\$244,775	WD Graham Builders, Inc.	1	\$175,000
Iden Construction	1	\$240,000	Independent Builders	1	\$175,000
Scott Scheltema Construction, Inc.	1	\$240,000	Sable Developing	59	\$174,298
Homeowner	161	\$235,849	Don Anthony Builders LLC	7	\$172,857
Comerstone Construction	5	\$235,133	Brian Appel	2	\$170,000
Harrington Construction	1	\$235,000	Interra Homes LLC	2	\$170,000
Tim Johnson	2	\$235,000	Johnny R. Johnson	1	\$170,000
Markus Construction	1	\$235,000	Shamrock Builders	2	\$167,900
Fellows Construction Co.	1	\$234,142	DeLoof Construction, Inc.	1	\$165,000
Greg Lydy	5	\$233,800	Vineyard Homes	1	\$160,408
Schippers Construction LLC	2	\$232,500	McNulty Construction	1	\$160,000
Baumann Building, Inc.	4	\$230,160	Beard Construction Inc.	3	\$158,333
Cedar Crest Construction	1	\$230,000	Classic Home Construction	5	\$157,000
Justin Schutmaat	1	\$230,000	Duke Construction	1	\$155,312
Wedeven Bros. Construction	1	\$225,000	Tim Bouma	3	\$153,333
Adam Lenhart	2	\$224,500	Matthew Nyhof Homes	2	\$153,000
Comerstone Construction Management	1	\$223,000	Arver Homes LLC	2	\$152,500
Hertzler Construction	1	\$220,000	Tom Ford	1	\$150,938
RCM Construction	1	\$220,000	A-1 Homes & Development	1	\$150,000
Refined Builders, Inc.	1	\$220,000	Charles Dennany	1	\$150,000
Groot Builders, Inc.	2	\$217,500	FCC, Inc.	2	\$150,000
James Brausch	2	\$216,924	James Houseman	1	\$150,000
Myers Builders, Inc.	4	\$216,538	Lown Homes	1	\$150,000
TA Scott Construction	1	\$216,186	Homes by Tyler Inc.	1	\$150,000
Clough Construction	1	\$216,000	Marc VanHeukelum	1	\$150,000
BAM Builders	1	\$215,000	Nyhof Homes Inc.	5	\$142,876
Tony Coughlin	1	\$215,000	Tri-Star Excavating & Construction, Inc.	6	\$142,646
Slate Building & Development	1	\$215,000	Kevin Mann	2	\$142,631
Geers Bros. Builders	4	\$214,250	Country Construction	1	\$140,000
Laaksonen Builders Inc.	2	\$211,891	Naibenders Construction	1	\$140,000
Boverhof Builders	3	\$211,333	Skip Williams	1	\$140,000
Jared Vogt	2	\$211,000	Ryan C. Kruisenga	1	\$137,896
GLS Custom Homes Inc.	1	\$210,000	Pursley Construction	1	\$136,414
Ben Nichols Construction	1	\$210,000	HB Construction	4	\$131,250
Rodney Vaughn	1	\$209,000	Lance DeYoung Building LLC	1	\$130,000
Coopmans Construction	1	\$208,000	Jeff Mauchmar	1	\$130,000
Coral Homes Inc.	2	\$205,000	Olsen Builders	1	\$130,000
T. Bosgraaf Homes	2	\$202,500	Louis Zanardi	1	\$130,000
Brower Building LLC	2	\$200,000	Jonathan Sterk	1	\$125,000
Clark Brothers Construction	1	\$200,000	Scott Christopher Homes, Inc.	1	\$120,000
John Geers	1	\$200,000	Osborne Construction & Maintenance LLC	1	\$120,000
Jeremiah Johnson	1	\$200,000	Hammel Construction Co.	1	\$118,115
Louis Sikora Builders	1	\$200,000	Triple K Properties	2	\$117,500
Michael Stein	1	\$200,000	ICCF	1	\$112,500
James Thorne	1	\$199,000	Booko Brothers Inc.	1	\$110,000
Leon J. Shetler	1	\$198,500	Russell Dykstra	1	\$110,000
RHC Contracting LLC	11	\$197,048	Gary Godley	2	\$110,000
Martz Home Builders, LLC	12	\$197,002	Zion Church Builders	1	\$100,000
Scott Ebels	1	\$196,000	LB & LB Construction	1	\$99,000
Paul Rewa	2	\$195,000	Hoogstraten Builders, Inc.	1	\$97,213
Greg Fuller Construction	1	\$191,197	Habitat for Humanity Barry County	1	\$95,000
Dan Wiltjer	2	\$190,598	Maynard's Customized Concrete	3	\$95,000
American Living Inc.	2	\$190,500	Roberts' Development Group	1	\$91,551
Powell Custom Homes LLC	4	\$190,075	John Scholten	2	\$90,000
Fernandez Builders	1	\$190,000	John VanderMaas Builders	1	\$90,000
JD Construction	1	\$190,000	Bob Schaendorf	1	\$87,536
North Cove Builders	1	\$190,000	Diephuis Builders	1	\$85,000
Premier Home Builders LLC	2	\$190,000	Home Set Construction, Inc.	1	\$85,000
Harold Veltman	1	\$190,000	Kalamazoo Valley Habitat for Humanity	1	\$80,000
Advanced Design Services	2	\$187,500	John Scholtin	2	\$80,000
Stetler Built Homes, Inc.	1	\$186,500	Central Construction	2	\$75,000
David R. Roberts Builders, Inc.	1	\$185,208	VanderLeek Builders, Inc.	1	\$70,000
Midwest Construction Group, Inc.	2	\$185,000	Benson Construction	1	\$65,000
TerVoort Builders Inc.	1	\$185,000	True Builders, LLC	1	\$60,000
Cassidy Builders	1	\$183,000	Charles Thome	1	\$54,000
Pine Creek Construction Inc.	2	\$180,185	Boerman Home Center	1	\$40,000

BUILDER RANKING BY SQUARE FOOTAGE

Using permit data where available.

	# of starts with SF Data	Average SF			
DeHaan Homes	1	8,928	Interra Homes LLC	2	2,490
Elzinga & Volkers, Inc.	1	6,400	Steele Construction	2	2,488
Select Building & Design	1	5,224	J. Peterson Homes	1	2,464
Property Owner	1	5,016	42 North Custom Homes	3	2,417
Becker & Sanders, LLC	1	4,473	William John Petroelje	1	2,410
Kilgore Builders	1	4,345	Advanced Design Services	1	2,400
Dan Wierenga Construction	1	4,224	American Village Builders	9	2,383
Endeavor Building Systems, LLC	1	4,171	Jim Westing	1	2,374
Zahn Builders Inc.	1	4,160	Lutz Construction	1	2,372
W. Pennings & Sons, Inc.	1	4,101	Solomon Building Group	2	2,368
Osborne Construction & Maintenance LLC	1	4,000	Gary S. Roberts	1	2,361
Hullinger Construction	1	3,900	Sherwood Custom Homes, LLC	4	2,355
Deloof Builders LLC	4	3,838	Fred Bean & Son Builders Inc.	2	2,343
John Brush Builders	1	3,744	Tony Coughlin	1	2,341
William Aaron Homes LLC	1	3,695	Paul Campbell	1	2,332
Muston Construction	1	3,676	Argondelis Builders	2	2,300
Timberidge Enterprises	3	3,641	Ben Bierlein	1	2,300
J & J Concepts, LLC	1	3,608	Homeowner	129	2,295
Reliable Builders Company LLC	1	3,598	Pete Vandenberg	1	2,286
Black River Builders	1	3,575	Regional Ventures	1	2,283
Lakeshore Signature Homes	1	3,551	Myers Builders, Inc.	4	2,157
KLH Custom Homes	2	3,542	Mott Builders	1	2,155
JPD Construction, LLC	2	3,438	Schram's Construction Services	2	2,146
Rick Rottschafer	1	3,436	Allen Edwin Homes	91	2,117
Lake Home Builders	1	3,425	Schultz Builders, LLC	2	2,112
Creekside Construction	1	3,343	Adam Lenhart	2	2,109
Grassmid Builders	1	3,279	Shamrock Builders	2	2,109
Stetler Built Homes, Inc.	1	3,254	Slate Building & Development	1	2,102
Jim Roberts Construction, Inc.	2	3,239	McKellips Construction	1	2,100
Rod Obbink Builders Inc.	9	3,236	Gordon Lucas Builders	1	2,087
Harrington Construction	1	3,236	Cottage Castle Homes	2	2,075
Ashby Builders	1	3,199	Arver Homes LLC	2	2,066
Dusendang Custom Homes	1	3,113	GLS Custom Homes Inc.	1	2,036
Yoder Custom Built Homes	1	3,100	Roger Marcy Builders	1	2,028
Dean Ingraham	1	3,060	Greg Lydy	5	2,023
Schippers Construction LLC	2	3,021	Josh Case Construction	1	2,020
Allen Home Builders, Inc.	1	3,004	Todd W. Brown Builder	1	2,016
Scott Scheltema Construction, Inc.	1	2,954	RHC Contracting LLC	2	1,998
Mark Vanthof	1	2,950	Premier Home Builders, LLC	2	1,994
Justin Schutmaat	1	2,935	Robert Homan	1	1,990
Markus Construction	1	2,929	Sable Developing	59	1,972
Richard Modderman	2	2,882	BDR Custom Homes	1	1,970
Meiste Homes	3	2,861	Kevin Smith	1	1,970
Bill Monhollon Builders	3	2,836	Steve Visser Builders	10	1,967
Baas Builders	1	2,834	North Cove Builders	1	1,967
RDI Companies	2	2,811	Eagle Creek Homes	3	1,961
Gale Builders, Inc.	1	2,800	James A. Cook Builders Inc.	1	1,959
Bronco Development LLC	4	2,752	Jason Curtis	2	1,950
Michigan Dutch Bams	1	2,743	Johnny R. Johnson	1	1,941
Synergy Custom Homes LLC	1	2,722	Pulver Construction	1	1,936
Leon J. Shetler	1	2,715	Beard Construction Inc.	3	1,929
Zion Church Builders	1	2,700	A-1 Homes & Development	1	1,920
Design Build Concepts, Inc.	1	2,694	Arie Gritter Builder, Inc.	1	1,915
Glacier Construction LLC	1	2,683	Clough Construction	1	1,908
Roberts Development Group	1	2,681	Cassidy Home Builders - Paw Paw	1	1,890
Baumann Building, Inc.	4	2,679	Boverhof Builders	3	1,882
Platinum Custom Homes	3	2,673	Brian Cook Builder	1	1,879
Roberts Built Homes	1	2,665	TA Scott Construction	1	1,878
Patrick Murphy Homes	3	2,631	Cassidy Builders	1	1,866
Busscher Builders, Inc.	1	2,581	Charles Dennany	1	1,860
Terry Blodgett Builders, Inc.	1	2,575	Harder Construction, LLC	1	1,850
Marc VanHeukelum	1	2,560	Bartley Builders	1	1,840
T. Bosgraaf Homes	2	2,544	Tim Johnson	2	1,838
Hostetler Construction Inc.	1	2,535	JK Rose Construction	1	1,836
Harold Veltman	1	2,528	Geers Bros. Builders	4	1,835
Johnson Home Builders	3	2,514	Jordan Postma Builder	1	1,835
Wedeven Bros. Construction	1	2,496	Michael Stein	1	1,798
			Jared Vogt	2	1,793
			John Scholten	2	1,792

Rivertown Homes By Design	2	1,760	Jeff Mauchmar	1	1,499
DRS Builders LLC	1	1,752	Lown Homes	1	1,498
Buffum Builders LLC	1	1,751	Maynard's Customized Concrete	2	1,492
Watts Construction	13	1,742	Laaksonen Builders Inc.	2	1,489
Coopmans Construction	1	1,728	Tim Bouma	3	1,485
Brian Appel	1	1,724	Louis Sikora Builders	1	1,464
Ben Nichols Construction	1	1,710	Ryan C. Kruisenga	1	1,456
JD Construction	1	1,707	Lance DeYoung Building LLC	1	1,446
John VanderMaas Builders	1	1,702	Cornerstone Construction	1	1,438
Don Anthony Builders LLC	7	1,693	American Living Inc.	1	1,421
Scott Ebels	1	1,683	Cottage Home Inc.	1	1,416
Paul Rewa	2	1,682	Gordon Vader	1	1,395
Home Set Construction, Inc.	1	1,680	WD Graham Builders, Inc.	1	1,394
True Builders, LLC	1	1,677	Nyhof Homes Inc.	5	1,369
Nailbenders Construction	1	1,674	Coral Homes Inc.	2	1,365
FCC, Inc.	2	1,664	Tom Ford	1	1,362
Premier Home Builders LLC	2	1,657	Jeremiah Johnson	1	1,352
White Birch Builders	1	1,654	Central Construction	2	1,350
Refined Builders, Inc.	1	1,650	Jonathan Sterk	1	1,350
James Thorne	1	1,650	Tri-Star Excavating & Construction, Inc.	6	1,350
Rodney Vaughn	1	1,650	Matthew Nyhof Homes	2	1,348
David R. Roberts Builders, Inc.	1	1,645	Scott Christopher Homes, Inc.	1	1,328
HB Construction	4	1,638	ICCF	1	1,304
Gary Godley	2	1,636	Midwest Construction Group, Inc.	2	1,250
Powell Custom Homes LLC	3	1,614	Bob Schaendorf	1	1,216
Groot Builders, Inc.	2	1,614	Dan Wiltjer	2	1,202
Countryside Builders	1	1,600	Russell Dykstra	1	1,200
Martz Home Builders, LLC	9	1,566	DeLoof Construction, Inc.	1	1,163
James Houseman	1	1,564	Kalamazoo Valley Habitat for Humanity	1	1,120
Olsen Builders	1	1,548	Duke Construction	1	1,102
LB & LB Construction	1	1,538	Diephuis Builders	1	1,083
Brower Building LLC	2	1,538	Habitat for Humanity Barry County	1	1,056
John Geers	1	1,534	Clark Brothers Construction	1	1,050
Triple K Properties	2	1,520	Roberts' Development Group	1	1,040
Classic Home Construction	5	1,519	John Scholtin	2	966
Country Construction	1	1,500	Nelson Builders Inc.	1	735

NEW BUILDERS

For the fourth quarter.

In this quarter Builder Track recorded the following "new" builders in the coverage area. Some of these builders may have been active in other areas or active under another name.

Company Name and Address	# of permits
Interra Homes LLC	2
Solomon Building Group	2
Benson Construction	1
Ben Bierlein	1
Duke Construction	1
Home Set Construction, Inc.	1
ICCF	1
Independent Builders	1
Lown Homes	1
MEC Contracting	1
Michigan Dutch Barns	1
North Cove Builders	1
O'Sullivan Builders	1
Justin Schutmaat	1
Michael Stein	1
Homes by Tyler Inc.	1
Dan Wierenga Construction	1
Zion Church Builders	1
1781 RW Berends Dr. Wyoming, MI 49519	2
52 S. Main St. Rockford, MI 49423	2
39754 CR 390 Bloomingdale, MI 49026	1
1309 Edgemoor Ave. Kalamazoo, MI 49008	1
11307 Edgewater Dr. Allendale, MI 49401	1
819 Braucker Rd. Union City, MI 49094	1
920 Cherry St. SE Grand Rapids, MI 49506	1
509 W. Van Buren St. Gobles, MI 49055	1
4960 Ada Dr. SE Ada, MI 49301	1
6207 N. 8th St. Kalamazoo, MI 49009	1
9811 Thompson Rd. Lake Odessa, MI 48849	1
6147 North Cove Ct. Hudsonville, MI 49426	1
509 High Shores Lane South Haven, MI 49090	1
4130 139th Ave. Hamilton, MI 49419	1
1910 142nd Ave. Dorr, MI 49323	1
314 N. 120th St. Holland, MI 49424	1
6029 Sunningdale Dr. Hudsonville, MI 49426	1
10687 Stadium Dr. Kalamazoo, MI 49009	1