



**Grand Rapids Area
QUARTERLY REPORT**

4th Quarter Residential - 2015

Contents

Section I

At A Glance

Charts	4
--------	---

Section II

Home Start Information

Jurisdiction Summary Statistics	10
Builder Starts and Value Ranges per Jurisdiction	11
Single Family Starts by Construction Value	15
Single Family Starts by Square Footage	16
Single Family Square Footage Average by County	16
Average Square Footage per Jurisdiction	17
Multi Family Starts	18
Remodels and Additions	20

Section III

Builder Information

Top Ten Builders	23
Builder Ranking Listing	24
Builder Starts Compared to Prior Year	26
Builder Ranking by Average Value	27
Builder Ranking by Square Footage	29
New Builders	31

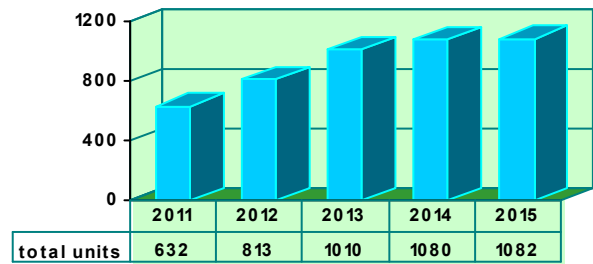
Copyright 2015 by Builder Track Reports
For the use of paid subscribers. Use with permission only.
Permits issued at the very end of the year may be in next years data. Call if you have questions.

SECTION I

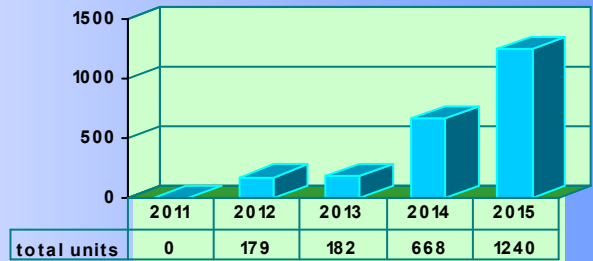
AT A GLANCE

Grand Rapids Area

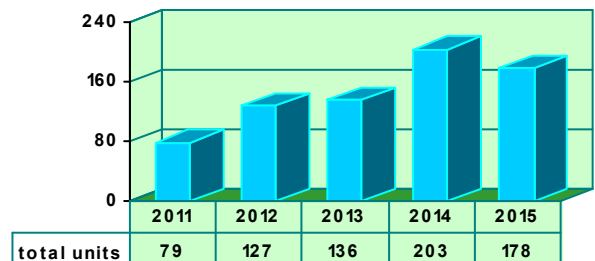
Single Family Home starts through the fourth quarter.



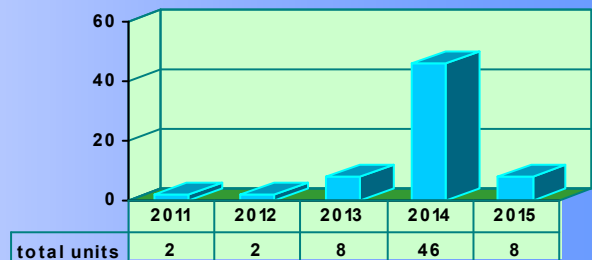
Apartment unit starts through the fourth quarter.



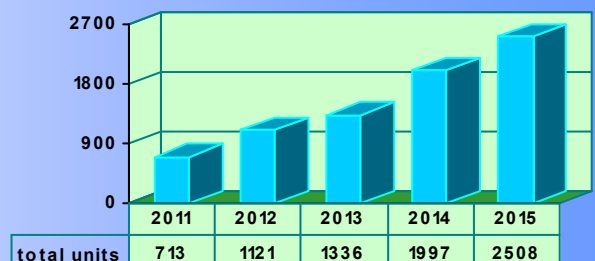
Condominium unit starts through the fourth quarter.



Duplex unit starts through the fourth quarter.

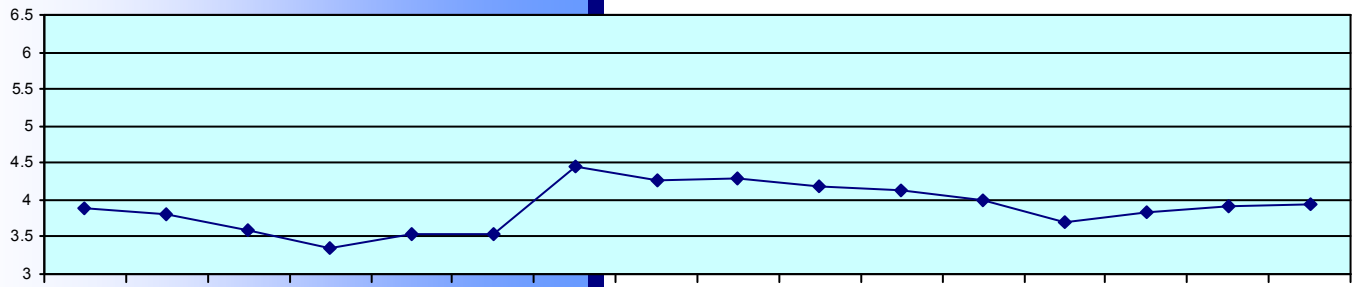


Total Living units through the fourth quarter.



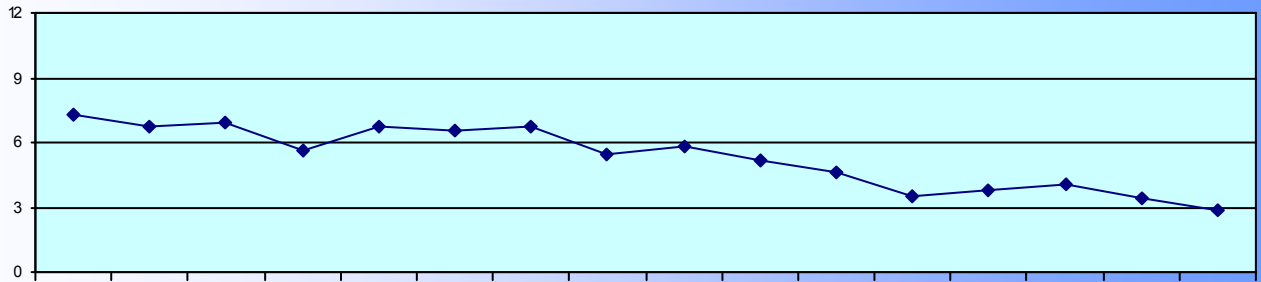
Unemployment And Mortgage Information

Fixed Mortgage Rates



30 Year	3.89	3.8	3.6	3.35	3.53	3.54	4.46	4.26	4.3	4.19	4.12	4	3.71	3.84	3.91	3.94
Mo/Yr	Feb-12	May-12	Aug-12	Nov-12	Feb-13	May-13	Aug-13	Nov-13	Feb-14	May-14	Aug-14	Nov-14	Feb-15	May-15	Aug-15	Nov-15

Kent County Unemployment Rates



Unemployment Rate	7.3	6.7	6.9	5.6	6.7	6.6	6.7	5.4	5.8	5.2	4.6	3.5	3.8	4.1	3.4	2.9
Date	Feb-12	May-12	Aug-12	Nov-12	Feb-13	May-13	Aug-13	Nov-13	Feb-14	May-14	Aug-14	Nov-14	Feb-15	May-15	Aug-15	Nov-15

Single Family Starts by Quarter

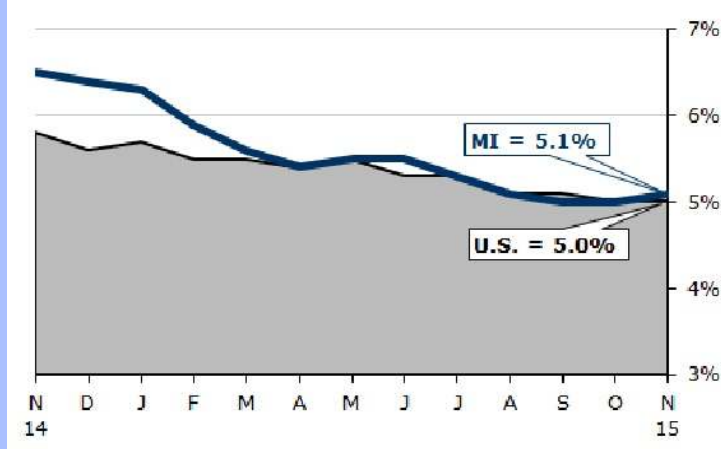
	1st Quarter	2nd Quarter	3rd Quarter	4th Quarter
2000	507	654	532	440
2001	475	681	595	426
2002	520	698	648	549
2003	486	738	689	605
2004	552	753	712	587
2005	608	517	463	384
2006	369	440	305	229
2007	221	267	224	193
2008	146	209	163	98
2009	78	85	185	159
2010	209	158	117	133
2011	135	143	191	165
2012	188	218	228	182
2013	210	248	287	267
2014	193	301	319	272
2015	207	287	311	282

Michigan Fast Facts

(From the State of Michigan)

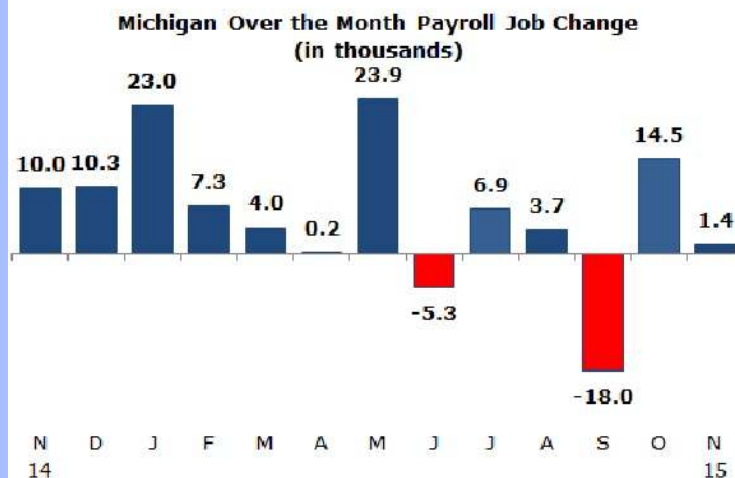
Michigan Unemployment Rate (Seasonally Adjusted)

November 2015 5.1%
 Change Over Month +0.1
 Change Over Year -1.4



Michigan Payroll Jobs (Seasonally Adjusted)

November 2015 4,279,000
 Change Over Month +1,000
 Change Over Year +72,000



Detroit Consumer Prices

October 2015 220.5
 Change Over Year -0.7%

Total Nonfarm Employment by Michigan Metropolitan Areas (Unadjusted)

(Click on Area Name to view detail)

AREA	2015	2015	2014	% Change From Previous	
	November	October	November	Mnth	Year
Michigan - Statewide	4326.5	4332.0	4253.9	-0.1	1.7
Ann Arbor	217.6	218.1	214.8	-0.2	1.3
Battle Creek	60.1	59.9	59.4	0.3	1.2
Bay City	37.7	37.9	37.6	-0.5	0.3
Detroit - Dearborn - Livonia	745.8	741.1	736.5	0.6	1.3
Detroit-Warren-Dearborn	1965.2	1958.0	1931.4	0.4	1.8
Flint	143.5	142.6	143.1	0.6	0.3
Grand Rapids - Wyoming	544.1	543.7	524.8	0.1	3.7
Jackson	56.5	56.4	56.3	0.2	0.4
Kalamazoo-Portage	146.6	146.1	142.9	0.3	2.6
Lansing-East Lansing	231.3	231.3	229.0	0.0	1.0
Midland	38.4	38.5	38.0	-0.3	1.1
Monroe	43.4	43.6	42.1	-0.5	3.1
Muskegon	65.0	64.6	63.5	0.6	2.4
Niles-Benton Harbor	62.5	63.4	60.9	-1.4	2.6
Saginaw	91.3	90.4	89.9	1.0	1.6
Warren - Troy - Farmington Hills	1219.4	1216.9	1194.9	0.2	2.1

SECTION II

HOME START INFORMATION

JURISDICTION SUMMARY STATISTICS

Single Family Starts
Through the fourth quarter.

Kent County

	2015	2014	2013	2012	2011
Plainfield	124	117	73	58	37
Byron	113	105	117	99	86
Cannon	77	65	54	23	30
Algoma	76	43	44	52	28
Caledonia Township	63	106	111	75	36
Cascade	58	64	68	50	40
Courtland	58	40	37	24	16
Gaines	54	42	64	47	39
Ada	47	32	26	24	24
Wyoming	47	49	58	54	45
Grand Rapids Township	46	63	62	57	45
Kentwood	44	58	62	60	42
Grand Rapids City	39	67	31	22	21
Rockford	33	19	26	20	14
Oakfield	30	25	14	10	11
Solon	27	23	25	26	18
Bowne	24	15	7	3	6
Walker	16	24	24	25	27
Vergennes	16	19	26	13	14
Tyrone	14	7	3	9	4
Grattan	12	11	15	11	6
East Grand Rapids	11	23	13	9	11
Lowell Township	9	9	16	19	18
Caledonia Village	9	4	3	5	
Alpine	9	12	14	4	4
Lowell City	8	4	2	4	1
Grandville	6	8	5	5	2
Nelson	5	6	4	5	3
Cedar Springs	4	3			
Sparta	3	17	6		4
TOTAL	1082	1080	1010	813	632

BUILDER STARTS AND VALUE RANGES PER JURISDICTION

Construction Values are as reported on building permits and do not necessarily reflect the actual project costs.
Single Family starts per jurisdiction are ranked by builder

Kent County

Ada		low	high	average
Eastbrook Homes	11	158,000	216,000	203,000
Homeowner	4	80,000	471,662	237,916
BDR Custom Homes	3	358,000	1,735,000	1,004,333
Epique Homes	2	520,000	700,000	610,000
Heartland Builders, LLC	2	522,000	624,000	573,000
Woods Builders, Inc.	2	320,931	400,000	360,466
Zahn Builders Inc.	2	588,320	926,240	757,280
Engelsma Homes LLC	1	550,000	550,000	550,000
Pete Eversdyk	1	300,000	300,000	300,000
Forest Hills Homes	1	400,000	400,000	400,000
Tom Giusti	1	400,000	400,000	400,000
Hanson Homes, Inc.	1	750,000	750,000	750,000
Bruce Heys Builders, Inc.	1	650,000	650,000	650,000
Infiniti Custom Homes	1	478,000	478,000	478,000
Johnson Homes, Inc.	1	314,500	314,500	314,500
KLH Custom Homes	1	410,000	410,000	410,000
Harry Mills Builders	1	500,000	500,000	500,000
Pieri Construction	1	335,491	335,491	335,491
Regional Ventures	1	600,000	600,000	600,000
Sable Developing	1	220,000	220,000	220,000
Jeff Segard	1	750,000	750,000	750,000
Structured Homes	1	500,000	500,000	500,000
Ron Taber	1	310,000	310,000	310,000
TAG Custom Homes	1	600,000	600,000	600,000
Dan Vis Builder	1	530,000	530,000	530,000
Ron Wassenaar	1	600,000	600,000	600,000
Gerald Wiltzer	1	190,000	190,000	190,000
Zaskowski Builders, Inc.	1	233,000	233,000	233,000
TOTAL	47			

Algoma		low	high	average
Allen Edwin Homes	24	185,000	336,000	224,153
Jim Tibbe Homes	15	199,000	352,000	282,533
Eastbrook Homes	8	201,000	323,000	229,375
Homeowner	4	92,000	350,000	203,000
Austin Home Builders	3	185,000	245,000	221,667
Sable Developing	3	144,000	250,000	179,333
Muston Construction	2	329,000	490,000	409,500
Whitmore Homes	2	250,000	260,000	255,000
56 West Homes & Design	1	400,000	400,000	400,000
Boorsma Builders	1	320,000	320,000	320,000
Boverhof Builders	1	264,000	264,000	264,000
Heartland Builders, LLC	1	325,000	325,000	325,000
Illis Construction Inc.	1	609,000	609,000	609,000
J & J Concepts, LLC	1	310,000	310,000	310,000
Kaiserlian Construction	1	236,000	236,000	236,000
Lee Kitson Builder, Inc.	1	260,000	260,000	260,000
Morgan Construction LLC	1	180,000	180,000	180,000
Pierson-Gibbs Homes	1	240,000	240,000	240,000
Schultz Builders, LLC	1	283,000	283,000	283,000
Solomon Building Group	1	380,000	380,000	380,000
Structured Homes	1	300,000	300,000	300,000
TLP Contractors LLC	1	175,000	175,000	175,000
Dave Visser Builder, LLC	1	210,000	210,000	210,000
TOTAL	76			

Alpine		low	high	average
Heartland Builders, LLC	2	287,000	3,660,000	1,973,500
Whitmore Homes	2	160,000	175,000	167,500
Arndt Construction	1	200,000	200,000	200,000
Dusendang Custom Homes	1	250,000	250,000	250,000
Mike Houseman	1	335,000	335,000	335,000
Roersma & Wum	1	153,000	153,000	153,000
TQ Quality Homes	1	450,000	450,000	450,000
TOTAL	9			

Bowne		low	high	average
Allen Edwin Homes	17	128,415	185,051	160,454
Homeowner	3	150,000	250,000	200,000
Chester Glass Builders, LLC	1	190,000	190,000	190,000
Lakewood Homes	1	210,000	210,000	210,000
Paul Rewa	1	239,287	239,287	239,287
Woods Builders, Inc.	1	375,000	375,000	375,000
TOTAL	24			

Byron		low	high	average
Jim Tibbe Homes	19	180,750	346,250	261,796
Allen Edwin Homes	17	264,235	386,335	315,946
Eagle Creek Homes	12	200,000	455,000	349,167
Buffum Builders LLC	10	175,000	308,000	189,778
Bolt & Hunefeld Builders	4	170,000	250,000	197,500
Boverhof Builders	4	200,000	285,000	236,250
Homeowner	4	126,400	385,000	220,350
Kilgore Builders	4	251,000	290,000	270,250
Ridgeline Homes Inc.	3	352,000	425,000	400,667
DK Homes, LLC	2	220,000	375,000	297,500
Eastbrook Homes	2	185,000	188,000	186,500
RDI Companies	2	250,000	315,000	282,500
Synergy Custom Homes LLC	2	325,000	375,000	350,000
Dan Vis Builder	2	505,000	540,000	522,500
360 Homes Inc.	1	219,495	219,495	219,495
Adrian Builders, Inc.	1	285,000	285,000	285,000
Bartrand Builders	1	245,000	245,000	245,000
BJR Custom Homes	1	200,000	200,000	200,000
T. Bosgraaf Homes	1	315,000	315,000	315,000
CBH Building & Development	1	256,000	256,000	256,000
Colonial Builders	1	1,700,000	1,700,000	1,700,000
Design Build Concepts, Inc.	1	435,000	435,000	435,000
Brent DeYoung Builder Inc.	1	200,000	200,000	200,000
Brian Duimstra	1	245,415	245,415	245,415
Dusendang Custom Homes	1	250,000	250,000	250,000
Engelsma Homes LLC	1	750,000	750,000	750,000
Interra Homes LLC	1	160,000	160,000	160,000
Alan Jurgens	1	250,000	250,000	250,000
Michael Kooienga	1	160,000	160,000	160,000
Brian McBride	1	275,000	275,000	275,000
Nugent Builders, Inc.	1	300,000	300,000	300,000
RKM Homes & Renovations	1	500,000	500,000	500,000
Rock Builders	1	225,000	225,000	225,000
Tim Schollaart	1	402,000	402,000	402,000
Wade Schut Builder, Inc.	1	140,000	140,000	140,000
Stone Ridge Homes of West	1	320,000	320,000	320,000
Tri-Star Excavating & Construction,	1	155,000	155,000	155,000
Robert Whitman	1	215,000	215,000	215,000
Dennis Wylie	1	172,025	172,025	172,025
Zaskowski Builders, Inc.	1	199,000	199,000	199,000
TOTAL	113			

Caledonia Township		low	high	average
Eastbrook Homes	10	186,000	257,000	213,000
Allen Edwin Homes	8	235,745	329,210	289,936
Sable Developing	7	112,000	224,750	174,464
Bosco Construction Inc.	5	110,000	150,000	120,000
Mike Hekstra	2	320,000	420,000	370,000
Homeowner	2	175,000	750,000	462,500
Tim Schollaart	2	366,000	450,000	408,000
Advanced Building & Construction	1	323,000	323,000	323,000
BFC Construction LLC	1	200,000	200,000	200,000
Scott Christopher Homes, Inc.	1	650,000	650,000	650,000
John R. Cook, Jr.	1	160,000	160,000	160,000
Coral Homes Inc.	1	150,000	150,000	150,000
Cutler Builders	1	318,000	318,000	318,000

DE Construction	1	325,411	325,411	325,411
DeHaan Homes	1	450,000	450,000	450,000
Design Build Concepts, Inc.	1	585,000	585,000	585,000
Dusendang Custom Homes	1	295,000	295,000	295,000
Geers Bros. Builders	1	273,000	273,000	273,000
Hullinger Construction	1	185,000	185,000	185,000
Tim Johnson	1	263,720	263,720	263,720
Kilgore Builders	1	425,000	425,000	425,000
LeRoux Construction	1	320,000	320,000	320,000
Nugent Builders, Inc.	1	500,000	500,000	500,000
Platinum Custom Homes	1	500,000	500,000	500,000
RDI Companies	1	290,000	290,000	290,000
Sherwood Custom Homes, LLC	1	400,000	400,000	400,000
Slate Building & Development	1	250,000	250,000	250,000
Solomon Building Group	1	315,000	315,000	315,000
Dan Stephan Builders	1	305,000	305,000	305,000
Douglas M. Terpstra	1	285,000	285,000	285,000
Teunessen/Schantz	1	135,000	135,000	135,000
TruBuilt Builders LLC	1	500,000	500,000	500,000
Westdorp Builders Inc.	1	194,000	194,000	194,000
Woods Builders, Inc.	1			
TOTAL	63			

Caledonia Village

		low	high	average
Interra Homes LLC	5	150,000	200,000	178,400
Jim Tibbe Homes	3	182,000	229,000	202,333
Mark Hamersma	1	125,000	125,000	125,000
TOTAL	9			

Cannon

		low	high	average
Eastbrook Homes	18	192,000	347,000	249,833
Woods Builders, Inc.	7	180,000	300,000	249,429
Homeowner	5	185,000	1,300,000	543,000
Allen Edwin Homes	3	430,000	444,000	436,333
Brian Hamersma LLC	3	250,000	300,000	283,333
E.A. DeVries, Builder	2	185,000	260,000	222,500
Schultz Builders, LLC	2	280,000	400,000	340,000
B & B Contractors	1	220,000	220,000	220,000
Becker & Sanders, LLC	1	230,000	230,000	230,000
Berghuis Construction LLC	1	700,000	700,000	700,000
Boverhof Builders	1	370,000	370,000	370,000
Kurt Brown	1	240,000	240,000	240,000
Case Construction	1	189,000	189,000	189,000
Celebrity Builders LLC	1	425,000	425,000	425,000
Copper Ridge Construction, LLC	1	300,000	300,000	300,000
Sean DenHerder	1	279,000	279,000	279,000
Dusendang Custom Homes	1	300,000	300,000	300,000
Eagle Creek Homes	1	375,000	375,000	375,000
Engelsma Homes LLC	1	600,000	600,000	600,000
Tom Giusti	1	350,000	350,000	350,000
Hanson Homes, Inc.	1	542,000	542,000	542,000
Heartland Builders, LLC	1	336,000	336,000	336,000
Tim Johnson	1	251,000	251,000	251,000
Johnson Homes, Inc.	1	636,000	636,000	636,000
JPS & Associates	1	200,000	200,000	200,000
KBH Homes	1	195,000	195,000	195,000
Knott Builders	1	192,000	192,000	192,000
Glenn Kruizenga	1	185,000	185,000	185,000
McIntyre Builders, Inc.	1	235,000	235,000	235,000
Tom Montsma Builders	1	130,000	130,000	130,000
Curt Moran Builders Inc.	1	370,000	370,000	370,000
Wendy Mosher	1	300,000	300,000	300,000
Plumb Line Construction Inc.	1	217,000	217,000	217,000
Precision Building Group	1	283,000	283,000	283,000
Paul Rewa	1	231,000	231,000	231,000
Roersma & Wum	1	415,000	415,000	415,000
Ryan Scholma	1	345,000	345,000	345,000
Six Point Properties	1	250,000	250,000	250,000
TLP Contractors LLC	1	327,000	327,000	327,000
Tim VerStrate Custom Homes Inc.	1	530,000	530,000	530,000
Dan Vis Builder	1	325,000	325,000	325,000
Dave Visser Builder, LLC	1	325,000	325,000	325,000
Woods Builders Homes Inc.	1	300,000	300,000	300,000
Zaskowski Builders, Inc.	1	262,000	262,000	262,000
TOTAL	77			

Cascade

		low	high	average
Michael McGraw Homes	16	183,000	308,000	258,313
Eastbrook Homes	5	227,000	316,000	275,200
Redstone Homes	5	350,000	400,000	377,800
Engelsma Homes LLC	4	600,000	700,000	650,000
Allen Edwin Homes	3	366,485	424,845	391,140
DK Homes, LLC	2	450,000	575,000	512,500
Homeowner	2	300,000	321,000	310,500
Shurlow Custom Homes	2	300,000	350,000	325,000
Advanced Building & Construction	1	265,000	265,000	265,000
Becker & Sanders, LLC	1	425,000	425,000	425,000
Scott Christopher Homes, Inc.	1	700,000	700,000	700,000
Colonial Builders	1	615,000	615,000	615,000
Halland Homes LLC	1	300,000	300,000	300,000
Bruce Heys Builders, Inc.	1	675,000	675,000	675,000
Infiniti Custom Homes	1	525,000	525,000	525,000
Insignia Homes	1	450,000	450,000	450,000
KLH Custom Homes	1	530,000	530,000	530,000
Let Us, Inc.	1	425,000	425,000	425,000
J. Peterson Homes	1	1,300,000	1,300,000	1,300,000
Sable Developing	1	289,750	289,750	289,750
Tim Schollaart	1	775,000	775,000	775,000
Schultz Builders, LLC	1	575,000	575,000	575,000
Dan Stephan Builders	1	450,000	450,000	450,000
Thomas Home Interiors LLC	1	270,000	270,000	270,000
True Construction	1	375,000	375,000	375,000
A.J. Veneklasen, Inc.	1	261,225	261,225	261,225
Zahn Builders Inc.	1	739,680	739,680	739,680
TOTAL	58			

Cedar Springs

		low	high	average
ICCF	2	120,000	130,000	125,000
Duane McIntyre Design-Build	2	145,000	147,000	146,000
TOTAL	4			

Courtland

		low	high	average
Sable Developing	17	107,000	300,000	194,176
KBH Homes	11	150,000	275,000	187,182
Homeowner	5	161,000	475,000	255,800
Bruyn Homes, Inc.	3	275,000	330,000	298,333
Roersma & Wum	3	220,000	240,000	228,333
Select Homes & Construction Inc.	3	172,000	190,000	184,000
Dusendang Custom Homes	2	300,000	358,000	329,000
B & B Contractors	1	170,000	170,000	170,000
DeFrell Builders, Inc.	1	624,000	624,000	624,000
DeJong Concrete Inc.	1	160,000	160,000	160,000
Sean DenHerder	1	150,000	150,000	150,000
Diephuis Builders	1	262,000	262,000	262,000
Thomas Hopping	1	150,000	150,000	150,000
Kenowa Associates, Inc.	1	365,000	365,000	365,000
Makuski Builders, Inc.	1	570,000	570,000	570,000
Matt McConnon	1	200,000	200,000	200,000
McIntyre Builders, Inc.	1	290,000	290,000	290,000
Meadow Ridge Builders LLC	1	310,000	310,000	310,000
Don Miles Builders	1	245,000	245,000	245,000
Thomet Construction	1	200,000	200,000	200,000
Kevin Wiersema	1	175,000	175,000	175,000
TOTAL	58			

East Grand Rapids

		low	high	average
J. Peterson Homes	5	240,834	525,000	413,167
Bespoke Homes LLC	1	640,000	640,000	640,000
T. Bosgraaf Homes	1	320,000	320,000	320,000
Koetje Builders, Inc.	1	300,000	300,000	300,000
McGraw Construction	1	450,000	450,000	450,000
Westwood Builders Inc.	1	99,000	99,000	99,000
Whitmore Homes	1	175,000	175,000	175,000
TOTAL	11			

Gaines

		low	high	average
Eastbrook Homes	23	141,000	218,000	182,136
Allen Edwin Homes	9	216,500	309,885	258,768
Curt Berens Builders	3	225,000	345,798	305,532
Shurlow Custom Homes	3	225,000	249,000	238,000
Homeowner	2	412,441	513,597	463,019

T. Bosgraaf Homes	1	280,000	280,000	280,000
Bultsma Construction	1	180,000	180,000	180,000
CBH Building & Development	1	225,000	225,000	225,000
Crossen Construction	1	117,078	117,078	117,078
Epique Homes	1	750,000	750,000	750,000
Harder Construction, LLC	1	359,000	359,000	359,000
Hullinger Construction	1	577,188	577,188	577,188
Tim Johnson	1	348,372	348,372	348,372
Kentwood High School	1	175,000	175,000	175,000
Platinum Custom Homes	1	450,000	450,000	450,000
Sable Developing	1	214,000	214,000	214,000
Patrick Spitzley	1	140,000	140,000	140,000
Dan Vis Builder	1	470,000	470,000	470,000
White Birch Builders	1	271,814	271,814	271,814
TOTAL	54			

Grand Rapids City

		low	high	average
Maier Homes	12	100,000	200,000	148,333
Habitat for Humanity of Kent County	9	90,000	95,000	91,667
Homeowner	2	70,000	107,000	88,500
ICCF	2	130,000	132,000	131,000
Koetje Builders, Inc.	2	225,000	328,000	276,500
Roersma & Wum	2	106,000	170,000	138,000
American Living Inc.	1	195,000	195,000	195,000
T. Bosgraaf Homes	1	160,000	160,000	160,000
Bob Cole Custom Home LLC	1	260,559	260,559	260,559
Kent Career Tech Center	1	138,000	138,000	138,000
Kent Intermediate School District	1	143,000	143,000	143,000
John L. Koetje, Builder	1	120,000	120,000	120,000
Thomas A. Patterson	1	89,000	89,000	89,000
Brad Pipe Builder	1	155,000	155,000	155,000
RDI Companies	1	200,000	200,000	200,000
K. VanDyke & Assoc. LLC	1	108,000	108,000	108,000
TOTAL	39			

Grand Rapids Township

		low	high	average
Eastbrook Homes	8	185,000	245,000	211,875
Mosaic Homes	6	392,500	511,000	442,583
Engelsma Homes LLC	3	750,000	750,000	750,000
Epique Homes	3	470,000	830,000	603,333
Allen Edwin Homes	2	178,965	280,910	229,938
BDR Custom Homes	2	350,000	725,000	537,500
DTS + Winkelman, LLC	2	160,000	207,000	183,500
Tim Schollaart	2	524,000	640,000	582,000
Solomon Building Group	2	340,000	425,000	382,500
Buffum Builders LLC	1	200,000	200,000	200,000
CBK Construction	1	225,000	225,000	225,000
Davco Construction	1	550,000	550,000	550,000
DEA Builders	1	274,000	274,000	274,000
Fourbyeight	1	300,000	300,000	300,000
Halland Homes LLC	1	400,000	400,000	400,000
Huffman Homes LLC	1	428,000	428,000	428,000
Infiniti Custom Homes	1	580,000	580,000	580,000
Kapteyn Bros. Construction	1	355,000	355,000	355,000
Nugent Builders, Inc.	1	180,000	180,000	180,000
Roersma & Wum	1	200,000	200,000	200,000
Mike Schaap Builders Inc.	1	418,431	418,431	418,431
Schultz Builders, LLC	1	595,000	595,000	595,000
Robb Talsma	1	450,000	450,000	450,000
John VanderMaas Builders	1	320,000	320,000	320,000
Jeff Vansingel	1	420,000	420,000	420,000
TOTAL	46			

Grandville

		low	high	average
Anderson Builders West MI	1	235,000	235,000	235,000
Dan Burrill	1	350,000	350,000	350,000
Helms Custom Homes	1	310,000	310,000	310,000
Kenowa Associates, Inc.	1	152,000	152,000	152,000
Kilgore Builders	1	370,000	370,000	370,000
KMF Construction, LLC	1	140,000	140,000	140,000
TOTAL	6			

Grattan

		low	high	average
Homeowner	2	180,000	500,000	340,000
Advanced Building & Construction	1	400,000	400,000	400,000
Case Construction	1	180,000	180,000	180,000

Design Build Concepts, Inc.	1	550,000	550,000	550,000
Steve Hessler	1	240,000	240,000	240,000
Jonathon Kamps	1	275,000	275,000	275,000
KBH Homes	1	180,000	180,000	180,000
McIntyre Builders, Inc.	1	250,000	250,000	250,000
Ben Nichols Construction	1	300,000	300,000	300,000
Edward Overbeck	1	170,000	170,000	170,000
Thomas Home Interiors LLC	1	150,000	150,000	150,000
TOTAL	12			

Kentwood

		low	high	average
Allen Edwin Homes	17	185,825	240,085	211,034
Bosco Construction Inc.	8	60,000	90,000	68,750
CreekStone Homes	6	145,088	212,675	176,179
Dan Burrill	4	80,000	90,000	82,500
HB Construction	4	90,000	100,000	96,250
Homeowner	3	115,000	200,000	163,333
Eastbrook Homes	1	150,000	150,000	150,000
Lakewood Homes	1	125,000	125,000	125,000
TOTAL	44			

Lowell City

		low	high	average
Allen Edwin Homes	6	169,950	189,981	184,160
Tim Bruce	1	140,000	140,000	140,000
Koetje Construction	1	250,000	250,000	250,000
TOTAL	8			

Lowell Township

		low	high	average
Sterling Homes & Land Inc.	2	135,000	135,000	135,000
John Allen Construction	1	237,992	237,992	237,992
Artisan Craft Homes	1	275,000	275,000	275,000
Cedar Hill Homes Inc.	1	160,000	160,000	160,000
Heartland Builders, LLC	1	319,000	319,000	319,000
Edward Krey Builder	1	219,000	219,000	219,000
Bill VanderKlok	1	180,000	180,000	180,000
Whitmore Homes	1	380,004	380,004	380,004
TOTAL	9			

Nelson

		low	high	average
Mark Bogardus	1	398,000	398,000	398,000
Randall Busse	1	200,000	200,000	200,000
Fremont Homes, Inc.	1	150,000	150,000	150,000
Pride Custom Homes LLC	1	226,589	226,589	226,589
John Samiak	1	97,075	97,075	97,075
TOTAL	5			

Oakfield

		low	high	average
Sable Developing	8	183,095	225,000	197,199
Homeowner	4	130,000	248,000	165,000
Eastbrook Homes	3	149,000	189,000	170,667
Boz Construction	1	200,000	200,000	200,000
Wally Brewington	1	250,000	250,000	250,000
Bruyn Homes, Inc.	1	270,000	270,000	270,000
Cedar Hill Homes Inc.	1	160,000	160,000	160,000
Controlled Environment Structures	1	247,650	247,650	247,650
Falcon Custom Homes Inc.	1	485,000	485,000	485,000
J & J Concepts, LLC	1	340,000	340,000	340,000
Allan Lehman	1	150,000	150,000	150,000
McIntyre Builders, Inc.	1	300,000	300,000	300,000
Duane McIntyre Design-Build	1	220,000	220,000	220,000
Michigan Mobile Home Connection	1	50,000	50,000	50,000
Pro Line Custom Construction, Inc.	1	238,000	238,000	238,000
Tom Slopsema	1	226,185	226,185	226,185
Thomas Home Interiors LLC	1	160,000	160,000	160,000
Wagner Builders, Inc.	1	255,000	255,000	255,000
TOTAL	30			

Plainfield

		low	high	average
Ledger Builders	25	302,000	397,000	334,520
Roersma & Wum	16	170,000	240,000	207,938
Eastbrook Homes	12	182,000	283,000	214,417
Bruyn Homes, Inc.	10	185,000	329,000	240,900
Redstone Homes	7	160,000	175,000	167,857
Dave Visser Builder, LLC	6	206,000	280,000	248,623
Engelsma Homes LLC	4	395,000	700,000	511,250
Homeowner	4	120,000	220,000	148,750

Tim Schollaart	3	397,000	834,000	590,333
Jim Tibbe Homes	3	195,500	348,945	258,502
Dusendang Custom Homes	2	400,000	600,000	500,000
Eagle Creek Homes	2	400,000	485,324	442,662
Don Miles Builders	2	150,000	250,000	200,000
Summit Homes of West Michigan	2	175,000	190,000	182,500
Berghuis Construction LLC	1	375,000	375,000	375,000
Bloom Builders	1	100,000	100,000	100,000
Dan Burrill	1	89,000	89,000	89,000
Centennial Custom Builders	1	265,000	265,000	265,000
Design Build Concepts, Inc.	1	1,400,000	1,400,000	1,400,000
Epique Homes	1	670,000	670,000	670,000
Tim Folkertsma	1	159,900	159,900	159,900
Halland Homes LLC	1	200,000	200,000	200,000
Hanson Homes, Inc.	1	384,000	384,000	384,000
Infiniti Custom Homes	1	520,000	520,000	520,000
J & J Home Construction	1	140,000	140,000	140,000
Lown Homes	1	180,000	180,000	180,000
McWilliams & Co.	1	206,000	206,000	206,000
Curt Moran Builders Inc.	1	470,147	470,147	470,147
Muston Construction	1	335,000	335,000	335,000
Ridgeline Homes Inc.	1	360,000	360,000	360,000
Sable Developing	1	215,750	215,750	215,750
Sikma Construction Services, LLC	1	175,000	175,000	175,000
Silver Creek Construction	1	200,000	200,000	200,000
Straight Edge Construction	1	350,000	350,000	350,000
Sytsma Construction LLC	1	210,000	210,000	210,000
TQ Quality Homes	1	340,000	340,000	340,000
Trademark Construction	1	260,000	260,000	260,000
Tim Vandyke	1	160,000	160,000	160,000
West Haven Construction	1	172,000	172,000	172,000
Whitmore Homes	1	244,000	244,000	244,000
TOTAL	124			

Rockford

		low	high	average
Roersma & Wum	18	150,000	355,000	197,778
Jonathan Sterk	4	160,000	167,000	161,750
Homeowner	2	250,000	350,000	300,000
Interra Homes LLC	2	193,000	235,000	214,000
Jim Tibbe Homes	2	203,361	203,763	203,562
Dusendang Custom Homes	1	275,000	275,000	275,000
Innovative Builders & Remodelers	1	180,000	180,000	180,000
Nugent Builders, Inc.	1	150,000	150,000	150,000
Dave Visser Builder, LLC	1	280,000	280,000	280,000
Mike Werkema	1	160,000	160,000	160,000
TOTAL	33			

Solon

		low	high	average
Sable Developing	14	115,752	180,000	151,651
Homeowner	4	65,000	194,000	119,667
Hybrid Structures & Design LLC	2	150,000	150,000	150,000
American Living Inc.	1	220,000	220,000	220,000
Michael Baxter	1	210,000	210,000	210,000
Boorsma Builders	1	130,000	130,000	130,000
Brandon Bouma Construction LLC	1	150,000	150,000	150,000
Britton Builders, Inc.	1	160,000	160,000	160,000
Jim Tibbe Homes	1	205,000	205,000	205,000
TLP Contractors LLC	1	157,000	157,000	157,000
TOTAL	27			

Sparta

		low	high	average
Sable Developing	2	250,000	250,000	250,000
Duane McIntyre Design-Build	1	140,000	140,000	140,000
TOTAL	3			

Tyrone

		low	high	average
Chary Construction, Inc.	5	130,000	169,999	150,000
Byl Builders	1	240,000	240,000	240,000
Dusendang Custom Homes	1	250,000	250,000	250,000
Homeowner	1	187,000	187,000	187,000
Kenney Construction	1	200,000	200,000	200,000
Main Builders Inc.	1	185,000	185,000	185,000
Sable Developing	1	140,000	140,000	140,000
Schultz Builders, LLC	1	333,000	333,000	333,000
TLP Contractors LLC	1	250,000	250,000	250,000
Top Notch Rustic Homes	1	75,000	75,000	75,000
TOTAL	14			

Vergennes

		low	high	average
Advanced Building & Construction	2	250,000	300,000	275,000
Makuski Builders, Inc.	2	400,000	400,000	400,000
Christin Homes LLC	1	365,000	365,000	365,000
Distinctive Homes	1	375,000	375,000	375,000
Homeowner	1	150,000	150,000	150,000
Hullinger Construction	1	219,000	219,000	219,000
Innovative Builders & Remodelers	1	297,229	297,229	297,229
Lown Homes	1	300,000	300,000	300,000
Muston Construction	1	261,000	261,000	261,000
Nugent Builders, Inc.	1	500,000	500,000	500,000
Overbeck Construction	1	250,000	250,000	250,000
Roosien Builders	1	286,000	286,000	286,000
William J. Schreur	1	214,998	214,998	214,998
Jack Viersen	1	700,000	700,000	700,000
TOTAL	16			

Walker

		low	high	average
Dave Visser Builder, LLC	7	141,750	310,000	227,918
Homeowner	2	115,000	190,000	152,500
BJR Custom Homes	1	225,000	225,000	225,000
VJ Dolci Construction	1	180,000	180,000	180,000
Michael Kelder Builder LLC	1	168,975	168,975	168,975
Michael Kooienga	1	240,000	240,000	240,000
RMSM LLC	1	140,240	140,240	140,240
TruBuilt Builders LLC	1	300,000	300,000	300,000
VerWoert Construction	1	260,000	260,000	260,000
TOTAL	16			

Wyoming

		low	high	average
Mayberry Homes, LLC	12	126,000	198,000	170,500
RDI Companies	8	120,755	171,000	155,594
Allen Edwin Homes	6	144,000	199,000	179,000
Maier Homes	4	112,000	134,000	126,500
Baumann Building, Inc.	2	115,000	157,000	136,000
Homeowner	2	123,000	159,000	141,000
Redstone Homes	2	142,000	151,000	146,500
Schout Builders, Inc.	2	126,000	136,000	131,000
Bruce Grifhorst	1	132,000	132,000	132,000
HB Construction	1	143,000	143,000	143,000
J & J Concepts, LLC	1	230,000	230,000	230,000
Alan Jurgens	1	124,000	124,000	124,000
KBH Homes	1	157,000	157,000	157,000
Rivertown Homes By Design	1	165,000	165,000	165,000
Mark Smith Builder	1	123,000	123,000	123,000
Summerwood Construction LLC	1	67,000	67,000	67,000
Tim VerStrate Custom Homes Inc.	1	191,000	191,000	191,000
TOTAL	47			

SINGLE FAMILY HOME STARTS BY CONSTRUCTION VALUE

Through the fourth quarter.

Kent County

	<i>Values (in thousands)</i>					
	Under 100	100 to 149	150 to 199	200 to 299	300 to 499	500 +
Ada	1		4	12	12	18
Algoma	1	3	7	48	16	1
Alpine			3	3	2	1
Bowne		4	15	4	1	
Byron		2	19	45	41	5
Caledonia Township		7	12	19	17	6
Caledonia Village		1	6	2		
Cannon		1	9	36	24	7
Cascade			1	21	22	14
Cedar Springs		4				
Courtland		2	25	21	8	2
East Grand Rapids	1		1	1	6	2
Gaines		3	18	21	8	3
Grand Rapids City	11	12	11	4	1	
Grand Rapids Township			5	12	17	12
Grandville		1	1	1	3	
Grattan			5	3	2	2
Kentwood	14	5	13	12		
Lowell City		1	6	1		
Lowell Township		2	2	3	2	
Nelson	1		1	2	1	
Oakfield	1	4	10	12	3	
Plainfield	1	5	26	43	41	8
Rockford			19	12	2	
Solon	1	6	16	3		
Sparta		1		1		
Tyrone	1	3	5	4	1	
Vergennes			1	7	6	2
Walker		3	4	6	2	
Wyoming	1	19	26	1		
County Totals	34	89	271	360	238	83
% of Total:	3.2%	8.3%	25.2%	33.5%	22.1%	7.7%

SINGLE FAMILY HOME STARTS BY SQUARE FOOTAGE

Through the fourth quarter.

		Kent County						
	Square Footage	Under 1200	1200 to 1799	1800 to 2399	2400 to 3000	3000 to 3999	4000 to 4999	5000 +
Ada			2	11	13	11	4	5
Algoma		2	7	33	18	15	1	
Alpine			4	2	2		1	
Bowne		5	7	10		1	1	
Byron			13	33	33	28	3	2
Caledonia Township			10	30	9	8	2	1
Caledonia Village			1	6	2			
Cannon			10	15	21	23	5	1
Cascade			5	3	10	24	6	4
Cedar Springs			4					
Courtland			7	29	14	6	1	
East Grand Rapids				1	4	2	1	1
Gaines				1	24	18	2	4
Grand Rapids City			1					
Grand Rapids Township			1	11	12	13	3	1
Grandville				2	1	3		
Grattan		1	3	3	1		2	
Kentwood		5	10	14		2		
Lowell City			2					
Lowell Township			2	4	1	1		
Nelson			1	1	1			
Oakfield			7	16	4	2		
Plainfield		2	15	25	43	17	5	4
Rockford			3	24	2	1	1	
Solon		5	13	7	1	1		
Sparta		1	1	1				
Tyrone		1	2	5	2	1		
Vergennes			3	4	3	2		
Walker			3	7	3	3		
COUNTY TOTALS		22	137	298	224	182	38	23
% of total:		2.4%	14.8%	32.3%	24.2%	19.7%	4.1%	2.5%

SINGLE FAMILY HOME SQUARE FOOTAGE AVERAGE BY COUNTY

	2015	2014	2013	2012	2011
Kent	2581	2516	2437	2394	2351

AVERAGE SQUARE FOOTAGE PER JURISDICTION

Average Square Footage for homes built 4th quarter. Information in some jurisdictions is from a limited sample and will be less reliable than large samples.

Average finished square footage listed on building permits	Total homes in sample
--	-----------------------------

Kent County

Cascade	3417	52
Gaines	3288	49
East Grand Rapids	3274	9
Ada	3248	46
Grand Rapids Township	2943	41
Cannon	2865	75
Grandville	2769	6
Plainfield	2676	111
Byron	2627	112
Algoma	2479	76
Walker	2429	16
Caledonia Township	2417	60
Courtland	2335	57
Vergennes	2298	12
Grattan	2290	10
Rockford	2185	31
Nelson	2153	3
Alpine	2146	9
Oakfield	2117	29
Caledonia Village	2091	9
Lowell Township	2042	8
Tyrone	1947	11
Bowne	1857	24
Kentwood	1743	31
Lowell City	1743	2
Solon	1613	27
Sparta	1403	3
Grand Rapids City	1304	1
Cedar Springs	1268	4

MULTI FAMILY STARTS

Through the fourth quarter.

Apartments

Kent County

units

Cascade

CD Barnes Associates, Inc.	
3115 Ridges Bend	10
3120 Ridges Bend	10
3130 Centennial Ridge	10
3150 Centennial Ridge	10
3170 Centennial Ridge	10
3185 Centennial Ridge	10
3190 Centennial Ridge	10
3335 Centennial Ridge	10
3345 Centennial Ridge	10
5915 Lookout Ridge	10
5920 Lookout Ridge	10
5940 Lookout Ridge	10
5960 Lookout Ridge	10

Total Units for Jurisdiction **130**

Gaines

Land & Co.	
3638 Cobblefield Circle SE	12
3644 Cobblefield Circle SE	12
3660 Cobblefield Circle SE	12
3682 Cobblefield Circle SE	12
3685 Cobblestone Circle SE	12
3711 Cobblefield Circle SE	12
3746 Cobblefield Circle SE	12
3758 Cobblefield Circle SE	12
3770 Cobblefield Circle SE	12
6164 Fieldstone Hills	12
6177 East Fieldstone Hills	12
6190 East Fieldstone Hill	12

Total Units for Jurisdiction **144**

Grand Rapids City

City View Construction	
538 Fairview Ave. NE	2
Craig Architects Inc.	
146 Monroe Center St. NW	7
The Design Forum Inc.	
619 Wealthy St. SE	2
Destigter Architecture & Planning	
435 LaGrave Ave. SE	24
Homeowner	
12 Monroe Ave. NE	90
221 Trowbridge St. NE	15
Orion Construction, Inc.	
1 Carlton Ave. SE	47
500 Coit Ave. NE	87
Pioneer Incorporated	
555 Michigan St. NE	8
601 Michigan St. NE	18
PRDG	
1919 Boston St. SE	58

Rockford Construction

420 Alabama Ave. NW	22
421 Alabama Ave. NW	39
616 Fulton St. W	102
644 Fulton St. W	3
9 Lexington Ave. SW	7
Triangle Associates	
201 Michigan St. NW	85
72 Sheldon Ave. SE	3
Visser Brothers Inc.	
161 Ottawa Ave. NW	44
Jason Vos	
619 Clancy Ave. NE	13
Wolverine Building Group	
414 Benson Ave. NE	214
421 Benson Ave. NE	73

Total Units for Jurisdiction **963**

Total Units for County **1237**

Condominiums

Kent County

units

Ada

Eastbrook Homes	
505, 07 West Abbey Mill Dr.	2
517, 19 West Abby Mill Dr.	2

Total Units for Jurisdiction **4**

Byron

Berkenpas Construction, Inc.	
2178, 80, 82 Creek Circle Dr.	3
2196, 98, 2200 Creek Circle	3
2226, 28, 30 Park Creek Dr.	3
8020, 22, 24 Byron Creek Dr.	3
8056, 58, 60, 62 Amber Crest Dr.	4
8081, 83, 85 Amber Crest Dr.	3
8093, 95, 97 Amber Crest Dr.	3
8105, 07, 09 Amber Crest Dr.	3
CBH Building & Development	
7334, 36, 38 Tularosa Dr.	3
Eastbrook Homes	
1220, 22 Rotterdam Dr. SW	2
7718, 20 Sofia Dr. SW	2
Jim Tibbe Homes	
7029, 31, 33 Mindew Dr. SW	3
7037, 39, 41 Mindew Dr.	3
7049, 51 Mindew Dr. SW	2
7112, 14, 16 Baltic Dr. SW	3
7120, 22, 24 Baltic Dr. SW	3

Total Units for Jurisdiction **46**

Caledonia Township

West Lake Homes	
10114, 16, 18, 20 South Crossroads Circle	4
10115, 17, 19, 21 South Crossroads Circle	4
Woods Builders Homes Inc.	
5292, 94, 96, 98 Swanwood St. SE	4

Total Units for Jurisdiction **12**

Cascade

Redstone Homes	
2496, 2500 Highridge Hills Lane SE	2
2533, 37 Highridge Hills Lane	2
<i>Total Units for Jurisdiction</i>	4

East Grand Rapids

Advanced Building & Construction	
715, 17 Croswell Ave. SE	2
719, 21 Croswell Ave. SE	2
<i>Total Units for Jurisdiction</i>	4

Gaines

Baumann Building, Inc.	
680 Braeside Dr. SE	4
Bultsma Construction	
111 Brewer Park Circle SE	2
139, 41 Brewer Park Circle SE	2
98 Brewer Park Circle SE	2
T2 Construction Management	
6577, 81 Potters Wheel Dr. SE	2
6578 Potters Wheel Dr. SE	3
6589 Potters Wheel Dr. SE	3
<i>Total Units for Jurisdiction</i>	18

Grand Rapids City

City View Construction	
542 Fairview Ave. NE	3
Eastbrook Homes	
101, 03, 05, 07 Logan St. SE	4
121 Logan St. SE	4
451 La Grave SE	4
Redstone Homes	
1933, 37 Peace Valley Ct. NE	2
2468, 72 Summit Ridge Dr. NE	2
2531, 35 Summit Ridge Dr. NE	2
<i>Total Units for Jurisdiction</i>	21

Grand Rapids Township

DTS + Winkelman, LLC	
3005, 07, 11 LedgeStone Place NE	3
Mosaic Homes	
2026-44 Celadon	10
<i>Total Units for Jurisdiction</i>	13

Kentwood

CreekStone Homes	
2831, 39, 43 Hearthstone Dr. SE	3
Lakewood Homes	
3890, 92, 94 Branagan Ct. SE	3
3910, 12 Branagan Ct. SE	2
3921-31 Branagan Ct. SE	6
Woods Builders, Inc.	
3284, 88 Stormy Creek Dr. SE	2
3382 Stormy Creek Dr. SE	2
3387, 89 Stormy Creek Dr. SE	2
<i>Total Units for Jurisdiction</i>	20

Lowell Township

Sterling Homes & Land Inc.	
11090, 92 Barnsley Rd.	2
1528 Melton Hill Rd./11070 Barnsley Rd.	2
1551 Center Hill Rd./11093 Barnsley Rd.	2
<i>Total Units for Jurisdiction</i>	6

Plainfield

CreekStone Homes	
2910, 12 Grand Isle Dr. NE	2
Redstone Homes	
4402, 04, 06 Buttercup Run	3
4414, 16 Sun Drop	2
4430, 32 Sundrop Dr.	2
4442, 44 Buttercup Run SE	2
4466, 68 Buttercup Run NE	2
4491, 93 Buttercup Run	2
<i>Total Units for Jurisdiction</i>	15

Walker

Steve Visser Builders, LLC	
1643, 45 North Brandon Ridge Dr.	2
1662, 64 North Brandon Ridge NW	2
1684, 86 North Brandon Ridge Dr.	2
1765, 67 North Brandon Ridge Dr.	2
1770, 72 North Brandon Ridge Dr.	2
<i>Total Units for Jurisdiction</i>	10

Wyoming

DeVries Construction	
5194, 96 Olsen Springs Ct. SW	2
Redstone Homes	
3464, 68 Rifle River St. SW	2
<i>Total Units for Jurisdiction</i>	4
Total Units for County	177

Duplexes**Kent County**

units

Ada

Erhardt Construction	
6477 Ada Dr. SE	2
<i>Total Units for Jurisdiction</i>	2

Byron

RKM Homes & Renovations	
7614 Burlingame/1580 76th St.	2
<i>Total Units for Jurisdiction</i>	2

Kentwood

Dan Burrill	
582 Clear Pointe Ct. SE	2
Indra J. Loomba	
2688 32nd St. SE	2
<i>Total Units for Jurisdiction</i>	4
Total Units for County	8

REMODELS AND ADDITIONS

selected permits valued over approximately \$40,000

For the 4th quarter.

Kent County

Ada

Engelsma Homes LLC 4889 Meadow Springs	\$75,000
Epique Homes 1570 Lookout Farm Dr.	\$300,000
Andrew LeBlanc 266 Pettis Ave. NE	\$175,500
Sycamore Custom Homes LLC 370 Preservation	\$750,000
Thomet Construction 5970 Treehill Lane	\$120,000
Total Value for Jurisdiction	\$1,420,500

Alpine

Kenneth D. Idema 1261 8 Mile Rd.	\$70,000
David J. Klomprens 3564 7 Mile Rd. NW	\$50,000
Total Value for Jurisdiction	\$120,000

Byron

Lown Homes 2309 Aimie Ave. SW	\$60,000
Synergy Custom Homes LLC 7234 Nantucket Dr. SW	\$115,000
Total Value for Jurisdiction	\$175,000

Caledonia Township

Cutting Edge Builders 9440 Shakespeare SE	\$135,256
Rockford Restoration Services 7020 Thornapple River Dr.	\$100,000
Total Value for Jurisdiction	\$235,256

Cannon

AmeriPro Restoration LLC 6900 Archway Dr.	\$548,000
Barton Builders, Ltd. 7040 Crescenda Dr. NE	\$60,000
Innovative Builders & Remodelers 7375 Davies Dr.	\$70,000
Curt Moran Builders Inc. 6849 Bonita Vista Ct. NE	\$250,000
Muston Construction 8144 Deer Ridge Dr.	
Rockford Restoration Services 7393 Arbol	\$101,000
Joel Vink 7183 Wilkinson	\$105,000
White Birch Builders 7007 Vista Dr.	\$175,000
Total Value for Jurisdiction	\$1,309,000

Cascade

Across the Board LLC 7024 Cascade Rd.	\$106,000
BDR Custom Homes 3468 Charlevoix	\$120,000
Scott Christopher Homes, Inc. 2781 Orange Ave. SE	\$65,000

Colonial Builders

2011 Watermark Dr. SE	\$225,000
Devinition Builders 1630 Laraway Lake	\$75,000
Home Crisis Care Inc. 3140 Howlett Dr. SE	\$51,246
Homeowner 1437 Riverton	\$75,000
Hank Kapteyn 7090 Thorncrest	\$52,000
Nugent Builders, Inc. 7658 Doubloon SE	\$72,080
Thompson Remodeling 7690 Cascade Rd.	\$87,773
Thornapple River Construction 7196 Cascade Rd.	\$141,500
Total Value for Jurisdiction	\$1,070,599

Courtland

Nugent Builders, Inc. 7151 Peninsula Dr.	\$150,000
Total Value for Jurisdiction	\$150,000

East Grand Rapids

Becker & Sanders, LLC 2900 Hall St. SE	\$110,000
Berghuis Construction LLC 1959 San Lu Rae Dr. SE	\$75,000
Cutler Builders 2412 Lake Dr. SE	\$120,000
Pete Faber 607 Laurel Ave. SE	
John Grace Construction LLC 527 Greenwood Ave.	\$64,000
Homeowner 415 Lakeside Dr.	\$200,000
Lee Kitson Builder, Inc. 429 Briarwood Ave. SE	\$85,000
Scott Philip Custom Woodworking 1705, 07 Wealthy St. SE	\$350,000
West Michigan Restorations 1516 Rosalind Rd. SE	\$90,000
Total Value for Jurisdiction	\$1,094,000

Gaines

Prime Homes Construction, Inc. 9494 Nordic Ridge SE	\$80,000
Set Apart Construction 1008 61st St. SE	\$153,000
Total Value for Jurisdiction	\$233,000

Grand Rapids City

Construction Services of West Michigan 334 Hobart St. SE	\$66,315
Current Venture Contracting 2125 Ontonagon Ave. SE	\$75,000
Cutting Edge Homes LLC 1301 Colorado Ave. SE	\$70,000

DeHaan Homes			
36 Campau Circle NW	\$100,000		
John Grace Construction LLC			
550 Glenwood Ave. SE	\$100,000		
Grand Rapids Building Repair			
1807 Sylvan Ave. SE	\$90,000		
Homeowner			
1018 Chatham St. NW	\$50,000		
106 Gold Ave. SW	\$59,000		
1409 Broadway Ave. NW	\$50,000		
1524 Laughlin Dr. NW	\$55,000		
1623 Acacia Dr. NW	\$100,000		
825 Burton St. SE	\$65,000		
Innovative Builders & Remodelers			
1850 Sherwood Dr. SE	\$100,000		
MVM Builders LLC			
250 Griswold St. SE	\$55,000		
Precision Remodeling & Design			
111 Lexington Ave. NW	\$80,000		
Residential Contractors LLC			
138 Alger St. SE	\$102,000		
Rollenhagen Builders Inc.			
215 Lawndale Ave. NE	\$50,000		
T & R Homes LLC			
1334 North Ave. NE	\$54,200		
Ron Wassenaar			
844 Iroquois Dr. SE	\$115,000		
Joe Wyn			
2241 Rolling Hills Dr. SE	\$85,000		
Total Value for Jurisdiction	\$1,521,515		
Grand Rapids Township			
dREam MODELING			
3714 3 Mile Rd.	\$160,000		
H & H Services LLC			
2727 Olde Pointe Dr. NE	\$135,000		
Homeowner			
2212 Tradition Dr. NE	\$51,500		
Parkside Homes LLC			
3591 Glenn Dr. SE	\$100,000		
Schultz Builders, LLC			
2100 Pine Nook Ct. NE	\$77,228		
James VanBaren			
351 Sycamore Way Dr.	\$50,000		
Total Value for Jurisdiction	\$573,728		
Grattan			
Homeowner			
4441 Causeway Dr. NE	\$160,000		
Total Value for Jurisdiction	\$160,000		
Lowell City			
Stephen Hess			
517 Spring St.	\$63,398		
Total Value for Jurisdiction	\$63,398		
Plainfield			
AmeriPro Restoration LLC			
816 Purchase Dr.	\$139,000		
Kornoelje Construction			
3481 4 Mile Rd. NE	\$58,000		
Total Value for Jurisdiction	\$197,000		
Rockford			
Kurt Brown			
103 Spring St.	\$75,000		
Kyle Smoes			
67 Chelsea Ct.	\$65,000		
Total Value for Jurisdiction	\$140,000		
Sparta			
Interstate Restoration			
185 Anderson St. NW	\$250,000		
Total Value for Jurisdiction	\$250,000		
Tyrone			
Homeowner			
1930 22 Mile Rd.	\$50,000		
Total Value for Jurisdiction	\$50,000		
Vergennes			
Homeowner			
11070 Vergennes	\$50,000		
Total Value for Jurisdiction	\$50,000		
Walker			
Damage Restoration			
3234 Abington Dr. NW	\$75,039		
Total Value for Jurisdiction	\$75,039		
Wyoming			
Lynn Stoecker			
2976 Madison Ave. SE	\$50,000		
Total Value for Jurisdiction	\$50,000		
Total Value for County	\$8,938,035		

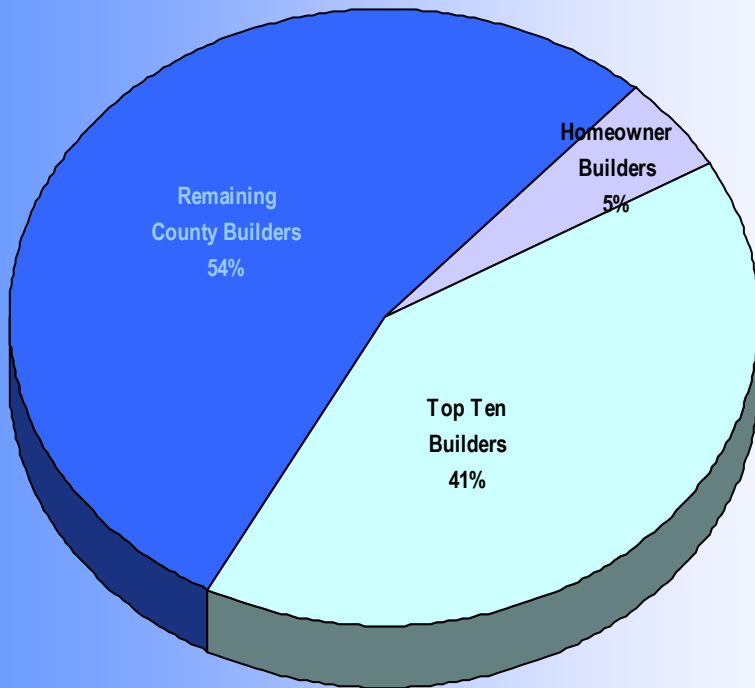
SECTION III

BUILDER INFORMATION

TOP TEN BUILDERS

Kent County

Through the 4th Quarter



2015

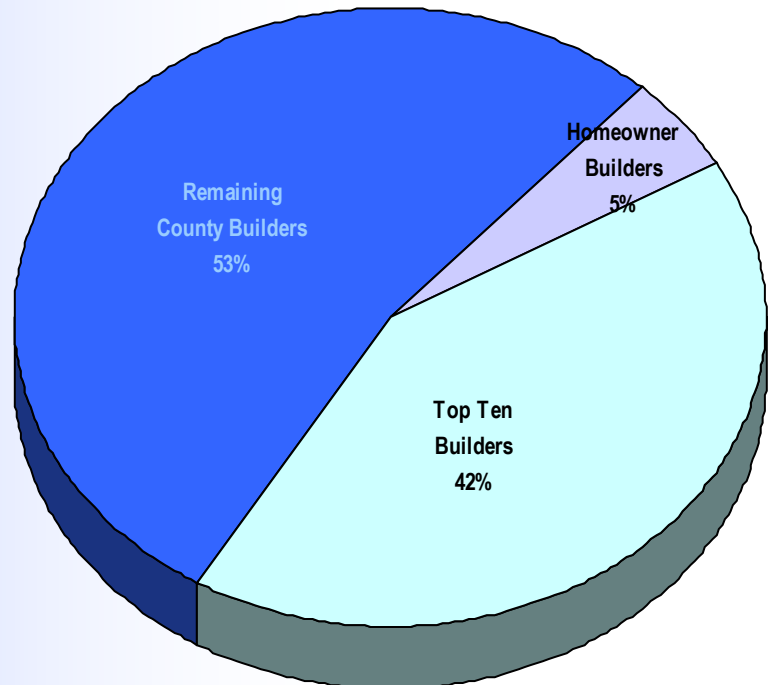
Builder	starts	%
Allen Edwin Homes	112	10.4
Eastbrook Homes	101	9.3
Sable Developing	56	5.2
Jim Tibbe Homes	43	4.0
Roersma & Wurn	42	3.9
Ledger Builders	25	2.3
Michael McGraw Homes	16	1.5
Dave Visser Builder, LLC	16	1.5
Maier Homes	16	1.5
Eagle Creek Homes	15	1.4

58 Homeowners are not used in this table.
Ties for 10th are shown but only the first ten numbers are used for %

Through the 4th Quarter

2014

Builder	starts	%
Eastbrook Homes	114	10.5
Allen Edwin Co.	98	9.0
Sable Developing	72	6.6
Roersma & Wurn	44	4.0
Bosco Construction Inc.	35	3.2
Jim Tibbe Homes	28	2.6
Ledger Builders	16	1.5
KBH Homes	16	1.5
Elzinga & Volkers, Inc.	16	1.5
Buffum Builders LLC	16	1.5



51 Homeowners are not used in this table.
Ties for 10th are shown but only the first ten numbers are used for %

BUILDER RANKING LIST

YTD Totals. Single family home starts for this report area.

Allen Edwin Homes	112	Curt Berens Builders	3	Adrian Builders, Inc.	1
Eastbrook Homes	101	Halland Homes LLC	3	John Allen Construction	1
Homeowner	58	Brian Hamersma LLC	3	Anderson Builders West MI	1
Sable Developing	56	Hanson Homes, Inc.	3	Arndt Construction	1
Jim Tibbe Homes	43	Hullinger Construction	3	Artisan Craft Homes	1
Roersma & Wurn	42	J & J Concepts, LLC	3	Bartrand Builders	1
Ledger Builders	25	Tim Johnson	3	Michael Baxter	1
Maier Homes	16	Koetje Builders, Inc.	3	Bespoke Homes LLC	1
Michael McGraw Homes	16	Makuski Builders, Inc.	3	BFC Construction LLC	1
Dave Visser Builder, LLC	16	Don Miles Builders	3	Bloom Builders	1
Eagle Creek Homes	15	Select Homes & Construction Inc.	3	Mark Bogardus	1
Bruyn Homes, Inc.	14	Thomas Home Interiors LLC	3	Brandon Bouma Construction LLC	1
Engelsma Homes LLC	14	Zahn Builders Inc.	3	Boz Construction	1
KBH Homes	14	Zaskowski Builders, Inc.	3	Wally Brewington	1
Redstone Homes	14	American Living Inc.	2	Britton Builders, Inc.	1
Bosco Construction Inc.	13	B & B Contractors	2	Kurt Brown	1
Mayberry Homes, LLC	12	Baumann Building, Inc.	2	Tim Bruce	1
RDI Companies	12	Becker & Sanders, LLC	2	Bultsma Construction	1
Buffum Builders LLC	11	Berghuis Construction LLC	2	Randall Busse	1
Woods Builders, Inc.	11	BJR Custom Homes	2	Byl Builders	1
Dusendang Custom Homes	10	Boorsma Builders	2	CBK Construction	1
Habitat for Humanity of Kent County	9	Case Construction	2	Celebrity Builders LLC	1
Tim Schollaart	9	CBH Building & Development	2	Centennial Custom Builders	1
Interra Homes LLC	8	Cedar Hill Homes Inc.	2	Christin Homes LLC	1
Epique Homes	7	Scott Christopher Homes, Inc.	2	Crossen Construction	1
Heartland Builders, LLC	7	Colonial Builders	2	Bob Cole Custom Home LLC	1
Whitmore Homes	7	Sean DenHerder	2	Controlled Environment Structures Inc.	1
Boverhof Builders	6	E.A. DeVries, Builder	2	John R. Cook, Jr.	1
Dan Burrill	6	DTS + Winkelman, LLC	2	Copper Ridge Construction, LLC	1
CreekStone Homes	6	Tom Giusti	2	Coral Homes Inc.	1
Kilgore Builders	6	Mike Hekstra	2	Cutler Builders	1
Mosaic Homes	6	Bruce Heys Builders, Inc.	2	Davco Construction	1
J. Peterson Homes	6	Hybrid Structures & Design LLC	2	DE Construction	1
Schultz Builders, LLC	6	Innovative Builders & Remodelers	2	DEA Builders	1
Advanced Building & Construction	5	Johnson Homes, Inc.	2	DeFrell Builders, Inc.	1
BDR Custom Homes	5	Alan Jurgens	2	DeHaan Homes	1
Chary Construction, Inc.	5	Kenowa Associates, Inc.	2	DeJong Concrete Inc.	1
HB Construction	5	KLH Custom Homes	2	Brent DeYoung Builder Inc.	1
Nugent Builders, Inc.	5	Michael Kooienga	2	Diephuis Builders	1
Shurlow Custom Homes	5	Lakewood Homes	2	Distinctive Homes	1
Dan Vis Builder	5	Lown Homes	2	VJ Dolci Construction	1
Bolt & Hunefeld Builders	4	Curt Moran Builders Inc.	2	Brian Duimstra	1
T. Bosgraaf Homes	4	Platinum Custom Homes	2	Pete Eversdyk	1
Design Build Concepts, Inc.	4	Paul Rewa	2	Falcon Custom Homes Inc.	1
DK Homes, LLC	4	Schout Builders, Inc.	2	Tim Folkertsma	1
ICCF	4	Dan Stephan Builders	2	Forest Hills Homes	1
Infiniti Custom Homes	4	Sterling Homes & Land Inc.	2	Fourbyeight	1
McIntyre Builders, Inc.	4	Structured Homes	2	Fremont Homes, Inc.	1
Duane McIntyre Design-Build	4	Summit Homes of West Michigan	2	Geers Bros. Builders	1
Muston Construction	4	Synergy Custom Homes LLC	2	Chester Glass Builders, LLC	1
Ridgeline Homes Inc.	4	TQ Quality Homes	2	Bruce Griffhorst	1
Solomon Building Group	4	TruBuilt Builders LLC	2	Mark Hamersma	1
Jonathan Sterk	4	Tim VerStrate Custom Homes Inc.	2	Harder Construction, LLC	1
TLP Contractors LLC	4	360 Homes Inc.	1	Helms Custom Homes	1
Austin Home Builders	3	56 West Homes & Design	1	Steve Hessler	1

Thomas Hopping	1	Morgan Construction LLC	1	Straight Edge Construction	1
Mike Houseman	1	Wendy Mosher	1	Summerwood Construction LLC	1
Huffman Homes LLC	1	Ben Nichols Construction	1	Sytsma Construction LLC	1
Iltis Construction Inc.	1	Edward Overbeck	1	Ron Taber	1
Insignia Homes	1	Overbeck Construction	1	TAG Custom Homes	1
J & J Home Construction	1	Thomas A. Patterson	1	Robb Talsma	1
JPS & Associates	1	Pieri Construction	1	Douglas M. Terpstra	1
Kaiserlian Construction	1	Pierson-Gibbs Homes	1	Teunessen/Schantz	1
Jonathon Kamps	1	Brad Pipe Builder	1	Thomet Construction	1
Kapteyn Bros. Construction	1	Plumb Line Construction Inc.	1	Top Notch Rustic Homes	1
Michael Kelder Builder LLC	1	Precision Building Group	1	Trademark Construction	1
Kenney Construction	1	Pride Custom Homes LLC	1	Tri-Star Excavating & Construction,	1
Kent Career Tech Center	1	Pro Line Custom Construction, Inc.	1	True Construction	1
Kent Intermediate School District	1	Regional Ventures	1	Bill VanderKlok	1
Kentwood High School	1	Rivertown Homes By Design	1	John VanderMaas Builders	1
Lee Kitson Builder, Inc.	1	RKM Homes & Renovations	1	Tim Vandyke	1
KMF Construction, LLC	1	RMSM LLC	1	K. VanDyke & Assoc. LLC	1
Knott Builders	1	Rock Builders	1	Jeff Vansingel	1
Koetje Construction	1	Roosien Builders	1	A.J. Veneklasen, Inc.	1
John L. Koetje, Builder	1	John Sarniak	1	VerWoert Construction	1
Edward Krey Builder	1	Mike Schaap Builders Inc.	1	Jack Viersen	1
Glenn Kruizenga	1	Ryan Scholma	1	Wagner Builders, Inc.	1
Allan Lehman	1	William J. Schreur	1	Ron Wassenaar	1
LeRoux Construction	1	Wade Schut Builder, Inc.	1	Mike Werkema	1
Let Us, Inc.	1	Jeff Segard	1	West Haven Construction	1
Main Builders Inc.	1	Sherwood Custom Homes, LLC	1	Westdorp Builders Inc.	1
Brian McBride	1	Sikma Construction Services, LLC	1	Westwood Builders Inc.	1
Matt McConnon	1	Silver Creek Construction	1	White Birch Builders	1
McGraw Construction	1	Six Point Properties	1	Robert Whitman	1
McWilliams & Co.	1	Slate Building & Development	1	Kevin Wiersema	1
Meadow Ridge Builders LLC	1	Tom Slopsema	1	Gerald Wiltzer	1
Michigan Mobile Home Connection	1	Mark Smith Builder	1	Woods Builders Homes Inc.	1
Harry Mills Builders	1	Patrick Spitzley	1	Dennis Wylie	1
Tom Montsma Builders	1	Stone Ridge Homes of West Michigan	1	Number of builders	266

BUILDER STARTS COMPARED TO LAST YEAR

	This year	Last year	Change				
Interra Homes LLC	8	1	700.00%	Anderson Builders West MI	1	1	0.00%
Muston Construction	4	1	300.00%	Mike Werkema	1	1	0.00%
ICCF	4	1	300.00%	Advanced Building & Construction	5	5	0.00%
Mayberry Homes, LLC	12	3	300.00%	Woods Builders Homes Inc.	1	1	0.00%
Michael McGraw Homes	16	5	220.00%	TAG Custom Homes	1	1	0.00%
Zaskowski Builders, Inc.	3	1	200.00%	RMSM LLC	1	1	0.00%
Brian Hamersma LLC	3	1	200.00%	Wendy Mosher	1	1	0.00%
CreekStone Homes	6	2	200.00%	Ben Nichols Construction	1	1	0.00%
Zahn Builders Inc.	3	1	200.00%	Edward Overbeck	1	1	0.00%
Whitmore Homes	7	3	133.33%	Tim Folkertsma	1	1	0.00%
Dave Visser Builder, LLC	16	7	128.57%	Cedar Hill Homes Inc.	2	2	0.00%
Innovative Builders & Remodelers	2	1	100.00%	Sikma Construction Services, LLC	1	1	0.00%
CBH Building & Development	2	1	100.00%	Redstone Homes	14	14	0.00%
Structured Homes	2	1	100.00%	Mosaic Homes	6	6	0.00%
Bruce Heys Builders, Inc.	2	1	100.00%	Mike Schaap Builders Inc.	1	1	0.00%
Alan Jurgens	2	1	100.00%	Byl Builders	1	1	0.00%
TLP Contractors LLC	4	2	100.00%	Plumb Line Construction Inc.	1	1	0.00%
TruBuilt Builders LLC	2	1	100.00%	Roersma & Wurm	42	44	-4.55%
Jonathan Sterk	4	2	100.00%	Eastbrook Homes	101	114	-11.40%
Bruyn Homes, Inc.	14	7	100.00%	KBH Homes	14	16	-12.50%
KLH Custom Homes	2	1	100.00%	Kilgore Builders	6	7	-14.29%
Dan Burrill	6	3	100.00%	BDR Custom Homes	5	6	-16.67%
Colonial Builders	2	1	100.00%	Tim Schollaart	9	11	-18.18%
Dusendang Custom Homes	10	6	66.67%	Sable Developing	56	70	-20.00%
Ledger Builders	25	16	56.25%	Duane McIntyre Design-Build	4	5	-20.00%
Jim Tibbe Homes	43	28	53.57%	Habitat for Humanity of Kent County	9	12	-25.00%
Hullinger Construction	3	2	50.00%	J & J Concepts, LLC	3	4	-25.00%
J. Peterson Homes	6	4	50.00%	Koetje Builders, Inc.	3	4	-25.00%
Austin Home Builders	3	2	50.00%	Buffum Builders LLC	11	16	-31.25%
Hanson Homes, Inc.	3	2	50.00%	McIntyre Builders, Inc.	4	6	-33.33%
Halland Homes LLC	3	2	50.00%	Curt Moran Builders Inc.	2	3	-33.33%
Maier Homes	16	11	45.45%	Tom Giusti	2	3	-33.33%
Ridgeline Homes Inc.	4	3	33.33%	Mike Hekstra	2	3	-33.33%
RDI Companies	12	9	33.33%	Summit Homes of West Michigan	2	3	-33.33%
Infiniti Custom Homes	4	3	33.33%	Tim VerStrate Custom Homes Inc.	2	3	-33.33%
Bolt & Hunefeld Builders	4	3	33.33%	HB Construction	5	8	-37.50%
Design Build Concepts, Inc.	4	3	33.33%	Makuski Builders, Inc.	3	5	-40.00%
Chary Construction, Inc.	5	4	25.00%	T. Bosgraaf Homes	4	7	-42.86%
Nugent Builders, Inc.	5	4	25.00%	DK Homes, LLC	4	7	-42.86%
Woods Builders, Inc.	11	9	22.22%	Epoque Homes	7	13	-46.15%
Schultz Builders, LLC	6	5	20.00%	Slate Building & Development	1	2	-50.00%
Allen Edwin Homes	112	95	17.89%	Shurlow Custom Homes	5	10	-50.00%
Heartland Builders, LLC	7	6	16.67%	Sherwood Custom Homes, LLC	1	2	-50.00%
Eagle Creek Homes	15	13	15.38%	Wade Schut Builder, Inc.	1	2	-50.00%
Christin Homes LLC	1	1	0.00%	Schout Builders, Inc.	2	4	-50.00%
Crossen Construction	1	1	0.00%	Berghuis Construction LLC	2	4	-50.00%
Engelsma Homes LLC	14	14	0.00%	Straight Edge Construction	1	2	-50.00%
Harder Construction, LLC	1	1	0.00%	Insignia Homes	1	2	-50.00%
Huffman Homes LLC	1	1	0.00%	West Haven Construction	1	2	-50.00%
Sean DenHerder	2	2	0.00%	Meadow Ridge Builders LLC	1	2	-50.00%
Allan Lehman	1	1	0.00%	Boverhof Builders	6	12	-50.00%
DeJong Concrete Inc.	1	1	0.00%	Wagner Builders, Inc.	1	2	-50.00%
56 West Homes & Design	1	1	0.00%	Morgan Construction LLC	1	2	-50.00%
Jonathon Kamps	1	1	0.00%	Lee Kitson Builder, Inc.	1	2	-50.00%
VJ Dolci Construction	1	1	0.00%	Platinum Custom Homes	2	5	-60.00%
B & B Contractors	2	2	0.00%	Scott Christopher Homes, Inc.	2	5	-60.00%
Overbeck Construction	1	1	0.00%	Bosco Construction Inc.	13	35	-62.86%
Boz Construction	1	1	0.00%	Bob Cole Custom Home LLC	1	3	-66.67%
Mark Smith Builder	1	1	0.00%	VerWoert Construction	1	3	-66.67%
Solomon Building Group	4	4	0.00%	Distinctive Homes	1	3	-66.67%
Sterling Homes & Land Inc.	2	2	0.00%	RKM Homes & Renovations	1	3	-66.67%
Bloom Builders	1	1	0.00%	Synergy Custom Homes LLC	2	7	-71.43%
Britton Builders, Inc.	1	1	0.00%	Forest Hills Homes	1	4	-75.00%
Thomet Construction	1	1	0.00%	Falcon Custom Homes Inc.	1	5	-80.00%
William J. Schreur	1	1	0.00%	DeHaan Homes	1	5	-80.00%
Jack Viersen	1	1	0.00%	White Birch Builders	1	8	-87.50%
Dan Vis Builder	5	5	0.00%				

BUILDER RANKING BY AVERAGE VALUE

Values reported as Construction Value on permits

	# of starts	Average value			
Colonial Builders	2	\$1,157,500	Mike Houseman	1	\$335,000
Heartland Builders, LLC	7	\$867,571	Ledger Builders	25	\$334,520
BDR Custom Homes	5	\$817,600	Dusendang Custom Homes	10	\$327,800
Zahn Builders Inc.	3	\$751,413	Becker & Sanders, LLC	2	\$327,500
Jeff Segard	1	\$750,000	Hullinger Construction	3	\$327,063
Design Build Concepts, Inc.	4	\$742,500	Nugent Builders, Inc.	5	\$326,000
Jack Viersen	1	\$700,000	DE Construction	1	\$325,411
Scott Christopher Homes, Inc.	2	\$675,000	LeRoux Construction	1	\$320,000
Bruce Heys Builders, Inc.	2	\$662,500	Stone Ridge Homes of West Michigan	1	\$320,000
Bespoke Homes LLC	1	\$640,000	John VanderMaas Builders	1	\$320,000
Epoque Homes	7	\$635,714	Cutler Builders	1	\$318,000
Engelsma Homes LLC	14	\$628,214	Kilgore Builders	6	\$312,667
DeFrell Builders, Inc.	1	\$624,000	Helms Custom Homes	1	\$310,000
Iltis Construction Inc.	1	\$609,000	Meadow Ridge Builders LLC	1	\$310,000
Regional Ventures	1	\$600,000	Ron Taber	1	\$310,000
TAG Custom Homes	1	\$600,000	Advanced Building & Construction	5	\$307,600
Ron Wassenaar	1	\$600,000	Curt Berens Builders	3	\$305,532
J. Peterson Homes	6	\$560,972	Copper Ridge Construction, LLC	1	\$300,000
Hanson Homes, Inc.	3	\$558,667	Pete Eversdyk	1	\$300,000
Davco Construction	1	\$550,000	Fourbyeight	1	\$300,000
Tim Schollaart	9	\$547,556	Halland Homes LLC	3	\$300,000
Berghuis Construction LLC	2	\$537,500	Wendy Mosher	1	\$300,000
Infiniti Custom Homes	4	\$525,750	Ben Nichols Construction	1	\$300,000
Harry Mills Builders	1	\$500,000	Woods Builders Homes Inc.	1	\$300,000
RKM Homes & Renovations	1	\$500,000	J & J Concepts, LLC	3	\$293,333
Falcon Custom Homes Inc.	1	\$485,000	Tim Johnson	3	\$287,697
Johnson Homes, Inc.	2	\$475,250	Roosien Builders	1	\$286,000
Platinum Custom Homes	2	\$475,000	Adrian Builders, Inc.	1	\$285,000
Dan Vis Builder	5	\$474,000	Douglas M. Terpstra	1	\$285,000
KLH Custom Homes	2	\$470,000	Koetje Builders, Inc.	3	\$284,333
Makuski Builders, Inc.	3	\$456,667	Woods Builders, Inc.	10	\$284,193
DeHaan Homes	1	\$450,000	Brian Hamersma LLC	3	\$283,333
Insignia Homes	1	\$450,000	Precision Building Group	1	\$283,000
McGraw Construction	1	\$450,000	Artisan Craft Homes	1	\$275,000
Robb Talsma	1	\$450,000	Jonathon Kamps	1	\$275,000
Mosaic Homes	6	\$442,583	Brian McBride	1	\$275,000
Huffman Homes LLC	1	\$428,000	DEA Builders	1	\$274,000
Celebrity Builders LLC	1	\$425,000	Geers Bros. Builders	1	\$273,000
Let Us, Inc.	1	\$425,000	Shurlow Custom Homes	5	\$272,800
Curt Moran Builders Inc.	2	\$420,074	White Birch Builders	1	\$271,814
Jeff Vansingel	1	\$420,000	T. Bosgraaf Homes	4	\$268,750
Mike Schaap Builders Inc.	1	\$418,431	McIntyre Builders, Inc.	4	\$268,750
Schultz Builders, LLC	6	\$411,000	Centennial Custom Builders	1	\$265,000
DK Homes, LLC	4	\$405,000	Boverhof Builders	6	\$263,167
56 West Homes & Design	1	\$400,000	Diephuis Builders	1	\$262,000
Forest Hills Homes	1	\$400,000	A.J. Veneklasen, Inc.	1	\$261,225
Sherwood Custom Homes, LLC	1	\$400,000	Jim Tibbe Homes	43	\$260,622
Structured Homes	2	\$400,000	Bob Cole Custom Home LLC	1	\$260,559
TruBuilt Builders LLC	2	\$400,000	Lee Kitson Builder, Inc.	1	\$260,000
Mark Bogardus	1	\$398,000	Trademark Construction	1	\$260,000
TQ Quality Homes	2	\$395,000	VerWoert Construction	1	\$260,000
Ridgeline Homes Inc.	4	\$390,500	Kenowa Associates, Inc.	2	\$258,500
Dan Stephan Builders	2	\$377,500	Michael McGraw Homes	16	\$258,313
Distinctive Homes	1	\$375,000	Bruyn Homes, Inc.	14	\$255,286
Tom Giusti	2	\$375,000	Wagner Builders, Inc.	1	\$255,000
True Construction	1	\$375,000	Wally Brewington	1	\$250,000
Mike Hekstra	2	\$370,000	Koetje Construction	1	\$250,000
Christin Homes LLC	1	\$365,000	Overbeck Construction	1	\$250,000
Solomon Building Group	4	\$365,000	Six Point Properties	1	\$250,000
Eagle Creek Homes	15	\$363,355	Slate Building & Development	1	\$250,000
Tim VerStrate Custom Homes Inc.	2	\$360,500	Homeowner	57	\$249,054
Harder Construction, LLC	1	\$359,000	Controlled Environment Structures Inc.	1	\$247,650
Kapteyn Bros. Construction	1	\$355,000	Brian Duimstra	1	\$245,415
Muston Construction	4	\$353,750	Bartrand Builders	1	\$245,000
Straight Edge Construction	1	\$350,000	Dave Visser Builder, LLC	15	\$244,950
Synergy Custom Homes LLC	2	\$350,000	CBH Building & Development	2	\$240,500
Ryan Scholma	1	\$345,000	Kurt Brown	1	\$240,000
Pieri Construction	1	\$335,491	Byl Builders	1	\$240,000

Steve Hessler	1	\$240,000	Bultsma Construction	1	\$180,000
Lown Homes	2	\$240,000	VJ Dolci Construction	1	\$180,000
Pierson-Gibbs Homes	1	\$240,000	Morgan Construction LLC	1	\$180,000
Redstone Homes	14	\$239,786	Bill VanderKlok	1	\$180,000
Allen Edwin Homes	112	\$239,605	CreekStone Homes	6	\$176,179
Innovative Builders & Remodelers	2	\$238,615	Kentwood High School	1	\$175,000
Pro Line Custom Construction, Inc.	1	\$238,000	Sikma Construction Services, LLC	1	\$175,000
John Allen Construction	1	\$237,992	Kevin Wiersema	1	\$175,000
Kaiserlian Construction	1	\$236,000	Dennis Wylie	1	\$172,025
Paul Rewa	2	\$235,144	West Haven Construction	1	\$172,000
Anderson Builders West MI	1	\$235,000	Mayberry Homes, LLC	12	\$170,500
Whitmore Homes	7	\$234,858	Edward Overbeck	1	\$170,000
Zaskowski Builders, Inc.	3	\$231,333	Michael Kelder Builder LLC	1	\$168,975
TLP Contractors LLC	4	\$227,250	Lakewood Homes	2	\$167,500
Pride Custom Homes LLC	1	\$226,589	Rivertown Homes By Design	1	\$165,000
Tom Slopsema	1	\$226,185	Duane McIntyre Design-Build	4	\$163,000
Boorsma Builders	2	\$225,000	Jonathan Sterk	4	\$161,750
CBK Construction	1	\$225,000	Britton Builders, Inc.	1	\$160,000
Rock Builders	1	\$225,000	Cedar Hill Homes Inc.	2	\$160,000
E.A. DeVries, Builder	2	\$222,500	John R. Cook, Jr.	1	\$160,000
Austin Home Builders	3	\$221,667	DeJong Concrete Inc.	1	\$160,000
360 Homes Inc.	1	\$219,495	Tim Vandyke	1	\$160,000
Edward Krey Builder	1	\$219,000	Mike Werkema	1	\$160,000
Plumb Line Construction Inc.	1	\$217,000	Tim Folkertsma	1	\$159,900
Don Miles Builders	3	\$215,000	Brad Pipe Builder	1	\$155,000
Robert Whitman	1	\$215,000	Tri-Star Excavating & Construction, Inc.	1	\$155,000
William J. Schreur	1	\$214,998	Brandon Bouma Construction LLC	1	\$150,000
Sean DenHerder	2	\$214,500	Coral Homes Inc.	1	\$150,000
Eastbrook Homes	99	\$213,818	Fremont Homes, Inc.	1	\$150,000
BJR Custom Homes	2	\$212,500	Thomas Hopping	1	\$150,000
Michael Baxter	1	\$210,000	Hybrid Structures & Design LLC	2	\$150,000
Sytsma Construction LLC	1	\$210,000	Allan Lehman	1	\$150,000
American Living Inc.	2	\$207,500	Chary Construction, Inc.	5	\$150,000
McWilliams & Co.	1	\$206,000	Kent Intermediate School District	1	\$143,000
Roersma & Wum	42	\$205,143	Maier Homes	16	\$142,875
Arndt Construction	1	\$200,000	RMSM LLC	1	\$140,240
BFC Construction LLC	1	\$200,000	Tim Bruce	1	\$140,000
Boz Construction	1	\$200,000	J & J Home Construction	1	\$140,000
Randall Busse	1	\$200,000	KMF Construction, LLC	1	\$140,000
Brent DeYoung Builder Inc.	1	\$200,000	Wade Schut Builder, Inc.	1	\$140,000
JPS & Associates	1	\$200,000	Patrick Spitzley	1	\$140,000
Kenney Construction	1	\$200,000	Kent Career Tech Center	1	\$138,000
Michael Kooienga	2	\$200,000	Baumann Building, Inc.	2	\$136,000
Matt McConnon	1	\$200,000	Sterling Homes & Land Inc.	2	\$135,000
Silver Creek Construction	1	\$200,000	Teunessen/Schantz	1	\$135,000
Thomet Construction	1	\$200,000	Bruce Grifhorst	1	\$132,000
Bolt & Hunefeld Builders	4	\$197,500	Schout Builders, Inc.	2	\$131,000
B & B Contractors	2	\$195,000	Tom Montsma Builders	1	\$130,000
Westdorp Builders Inc.	1	\$194,000	Dan Burrill	6	\$128,167
Thomas Home Interiors LLC	3	\$193,333	ICCF	4	\$128,000
Knott Builders	1	\$192,000	Mark Hamersma	1	\$125,000
RDI Companies	12	\$191,646	Mark Smith Builder	1	\$123,000
Buffum Builders LLC	10	\$190,800	John L. Koetje, Builder	1	\$120,000
Chester Glass Builders, LLC	1	\$190,000	Crossen Construction	1	\$117,078
Gerald Wiltzer	1	\$190,000	K. VanDyke & Assoc. LLC	1	\$108,000
Alan Jurgens	2	\$187,000	HB Construction	5	\$105,600
KBH Homes	14	\$185,071	Bloom Builders	1	\$100,000
Interra Homes LLC	8	\$185,000	Westwood Builders Inc.	1	\$99,000
Glenn Kruizenga	1	\$185,000	John Samiak	1	\$97,075
Main Builders Inc.	1	\$185,000	Habitat for Humanity of Kent County	9	\$91,667
Case Construction	2	\$184,500	Thomas A. Patterson	1	\$89,000
Select Homes & Construction Inc.	3	\$184,000	Bosco Construction Inc.	13	\$88,462
DTS + Winkelman, LLC	2	\$183,500	Top Notch Rustic Homes	1	\$75,000
Sable Developing	55	\$183,463	Summerwood Construction LLC	1	\$67,000
Summit Homes of West Michigan	2	\$182,500	Michigan Mobile Home Connection	1	\$50,000

BUILDER RANKING BY SQUARE FOOTAGE

Using permit information where available

	# of starts with SF Data	Average SF			
Scott Christopher Homes, Inc.	1	7,764	Centennial Custom Builders	1	2,916
Colonial Builders	1	6,180	Adrian Builders, Inc.	1	2,890
Platinum Custom Homes	2	5,452	Falcon Custom Homes Inc.	1	2,872
Zahn Builders Inc.	3	5,385	Six Point Properties	1	2,867
Design Build Concepts, Inc.	4	5,278	Eastbrook Homes	96	2,852
McGraw Construction	1	5,100	White Birch Builders	1	2,851
BDR Custom Homes	4	4,926	Celebrity Builders LLC	1	2,850
Ittis Construction Inc.	1	4,800	Ridgeline Homes Inc.	4	2,841
Epique Homes	7	4,643	Boverhof Builders	6	2,840
Infiniti Custom Homes	4	4,484	Dan Vis Builder	4	2,822
Hanson Homes, Inc.	2	4,477	Ledger Builders	24	2,812
TAG Custom Homes	1	4,421	Christin Homes LLC	1	2,800
Harder Construction, LLC	1	4,262	Heartland Builders, LLC	7	2,794
Mike Houseman	1	4,236	Kenowa Associates, Inc.	2	2,774
J. Peterson Homes	5	4,039	Harry Mills Builders	1	2,772
Pete Eversdyk	1	4,020	Woods Builders, Inc.	11	2,766
Jeff Segard	1	3,981	Schultz Builders, LLC	6	2,750
Makuski Builders, Inc.	2	3,973	Synergy Custom Homes LLC	2	2,747
DK Homes, LLC	4	3,961	Mark Bogardus	1	2,745
Bespoke Homes LLC	1	3,900	Brian Hamersma LLC	3	2,743
Let Us, Inc.	1	3,800	Steve Hessler	1	2,700
Engelsma Homes LLC	14	3,787	Advanced Building & Construction	5	2,693
Stone Ridge Homes of West Michigan	1	3,760	Kapteyn Bros. Construction	1	2,688
56 West Homes & Design	1	3,726	Don Miles Builders	3	2,687
Tim Schollaart	9	3,665	Morgan Construction LLC	1	2,683
RKM Homes & Renovations	1	3,656	TQ Quality Homes	2	2,678
Kentwood High School	1	3,644	Whitmore Homes	6	2,676
DE Construction	1	3,613	Meadow Ridge Builders LLC	1	2,673
Tom Giusti	2	3,611	Trademark Construction	1	2,650
DeFrell Builders, Inc.	1	3,544	Dan Stephan Builders	2	2,619
Michael McGraw Homes	15	3,513	Shurlow Custom Homes	5	2,595
Ryan Scholma	1	3,478	Davco Construction	1	2,592
Bruce Heys Builders, Inc.	2	3,403	Bultsma Construction	1	2,582
Robert Whitman	1	3,400	Solomon Building Group	4	2,578
Rock Builders	1	3,385	Jim Tibbe Homes	43	2,572
Brian McBride	1	3,363	Homeowner	49	2,559
VJ Dolci Construction	1	3,345	Pro Line Custom Construction, Inc.	1	2,538
Berghuis Construction LLC	2	3,278	Jeff Vansingel	1	2,500
Anderson Builders West MI	1	3,245	Patrick Spitzley	1	2,498
Becker & Sanders, LLC	2	3,234	Distinctive Homes	1	2,490
Curt Berens Builders	3	3,228	Glenn Kruienza	1	2,482
Wendy Mosher	1	3,215	Muston Construction	4	2,462
Halland Homes LLC	3	3,208	Matt McConnon	1	2,448
Ron Wassenaar	1	3,200	Buffum Builders LLC	11	2,445
Johnson Homes, Inc.	2	3,199	Byl Builders	1	2,443
Wally Brewington	1	3,189	Regional Ventures	1	2,405
Insignia Homes	1	3,168	Tim Johnson	3	2,401
Forest Hills Homes	1	3,164	J & J Concepts, LLC	2	2,382
KLH Custom Homes	2	3,156	Kilgore Builders	5	2,382
Huffman Homes LLC	1	3,140	Dave Visser Builder, LLC	15	2,373
Artisan Craft Homes	1	3,100	Dusendang Custom Homes	9	2,359
Jack Viersen	1	3,100	TruBuilt Builders LLC	2	2,354
Woods Builders Homes Inc.	1	3,100	Wagner Builders, Inc.	1	2,336
True Construction	1	3,077	Bruyn Homes, Inc.	12	2,318
Hullinger Construction	3	3,076	Allen Edwin Homes	91	2,317
Helms Custom Homes	1	3,061	Robb Talsma	1	2,310
CBK Construction	1	3,060	KBH Homes	13	2,305
Mosaic Homes	6	3,059	BFC Construction LLC	1	2,300
Sikma Construction Services, LLC	1	3,040	John R. Cook, Jr.	1	2,292
Structured Homes	2	3,000	Gerald Wiltzer	1	2,276
Eagle Creek Homes	15	2,996	Bolt & Hunefeld Builders	4	2,276
John VanderMaas Builders	1	2,965	Boorsma Builders	2	2,272
CBH Building & Development	2	2,952	VerWoert Construction	1	2,257
Curt Moran Builders Inc.	2	2,937	Sherwood Custom Homes, LLC	1	2,250
T. Bosgraaf Homes	3	2,926	Bartrand Builders	1	2,243
Copper Ridge Construction, LLC	1	2,920	Diephuis Builders	1	2,235
Kurt Brown	1	2,918	Roersma & Wum	37	2,229

BJR Custom Homes	2	2,220	Slate Building & Development	1	1,830
RDI Companies	3	2,204	Roosien Builders	1	1,814
Austin Home Builders	3	2,195	Cutler Builders	1	1,809
Douglas M. Terpstra	1	2,190	John Allen Construction	1	1,801
Michael Kooienga	2	2,155	Ben Nichols Construction	1	1,791
West Haven Construction	1	2,150	Tim Bruce	1	1,774
Michael Kelder Builder LLC	1	2,148	John Samiak	1	1,765
McIntyre Builders, Inc.	4	2,133	Controlled Environment Structures Inc.	1	1,757
Interra Homes LLC	8	2,129	Paul Rewa	2	1,757
Kevin Wiersema	1	2,126	Lee Kitson Builder, Inc.	1	1,755
DeHaan Homes	1	2,125	Pierson-Gibbs Homes	1	1,750
Kaiserlian Construction	1	2,124	LeRoux Construction	1	1,740
TLP Contractors LLC	4	2,118	Knott Builders	1	1,732
Nugent Builders, Inc.	4	2,080	Koetje Construction	1	1,711
Cedar Hill Homes Inc.	2	2,062	A.J. Veneklasen, Inc.	1	1,700
Jonathan Sterk	3	2,053	J & J Home Construction	1	1,692
Sterling Homes & Land Inc.	2	2,045	Wade Schut Builder, Inc.	1	1,691
Koetje Builders, Inc.	1	2,020	360 Homes Inc.	1	1,689
Thomas Home Interiors LLC	3	2,013	Bosco Construction Inc.	11	1,663
Coral Homes Inc.	1	2,000	CreekStone Homes	5	1,651
Fourbyeight	1	2,000	Brian Duimstra	1	1,624
Geers Bros. Builders	1	2,000	RMSM LLC	1	1,610
Teunessen/Schantz	1	2,000	Lown Homes	1	1,594
American Living Inc.	1	1,993	Arndt Construction	1	1,593
Zaskowski Builders, Inc.	3	1,980	Alan Jurgens	1	1,580
Innovative Builders & Remodelers	2	1,967	William J. Schreur	1	1,572
Plumb Line Construction Inc.	1	1,962	JPS & Associates	1	1,560
Sytsma Construction LLC	1	1,960	Edward Overbeck	1	1,544
Sable Developing	55	1,955	Thomet Construction	1	1,534
Pride Custom Homes LLC	1	1,950	Tri-Star Excavating & Construction, Inc.	1	1,534
Ron Taber	1	1,948	DeJong Concrete Inc.	1	1,500
Boz Construction	1	1,937	Bill VanderKlok	1	1,500
Brent DeYoung Builder Inc.	1	1,936	Westdorp Builders Inc.	1	1,480
Allan Lehman	1	1,930	Michael Baxter	1	1,472
Tom Slopsema	1	1,928	Mike Werkema	1	1,464
Summit Homes of West Michigan	2	1,926	Chester Glass Builders, LLC	1	1,458
Tim Folkertsma	1	1,924	Dan Burrill	6	1,457
Top Notch Rustic Homes	1	1,920	Sean DenHerder	2	1,441
Case Construction	2	1,918	HB Construction	2	1,435
Mike Hekstra	2	1,918	Dennis Wylie	1	1,408
B & B Contractors	2	1,917	Select Homes & Construction Inc.	3	1,403
Redstone Homes	8	1,909	Brandon Bouma Construction LLC	1	1,400
Pieri Construction	1	1,899	Duane McIntyre Design-Build	4	1,379
Overbeck Construction	1	1,890	Edward Krey Builder	1	1,368
Chary Construction, Inc.	4	1,880	ICCF	3	1,304
Thomas Hopping	1	1,880	Mark Hamersma	1	1,254
Lakewood Homes	2	1,857	Tom Montsma Builders	1	1,204
E.A. DeVries, Builder	2	1,855	Hybrid Structures & Design LLC	2	1,200
Kenney Construction	1	1,853	Jonathon Kamps	1	1,156
Britton Builders, Inc.	1	1,840	Bloom Builders	1	1,072
KMF Construction, LLC	1	1,840			

NEW BUILDERS

For the fourth quarter.

In this quarter Builder Track recorded the following "new" builders in the coverage area. Some of these builders may have been active in other areas or active under another name.

Company Name and Address		# of permits
Hybrid Structures & Design LLC	10421 Cascade Rd. SE Lowell, MI 49331	2
360 Homes Inc.	365 Creekside Dr. Coopersville, MI 49404	1
Bespoke Homes LLC	8854 Courtland Dr. NE Rockford, MI 49341	1
BFC Construction LLC	1159 Electric Ave., Ste. C Wayland, MI 49348	1
Brandon Bouma Construction LLC	3650 Kinview St. NW Grand Rapids, MI 49534	1
Randall Busse	894 Camellia Lane Wayland, MI 49348	1
CBK Construction	400 136th Ave., Ste. 100A Holland, MI 49424	1
Celebrity Builders LLC	5341 16th Ave. Hudsonville, MI 49426	1
Iltis Construction Inc.	10495 Northland Dr. Big Rapids, MI 49307	1
Michigan Mobile Home Connection	5815 Division Ave. S Grand Rapids, MI 49548	1
Stone Ridge Homes of West Michigan	12835 24th Ave. Marne, MI 49435	1