



**Grand Rapids Area
QUARTERLY REPORT**

4th Quarter Residential - 2013

Contents

Section I

At A Glance

Charts	4
--------	---

Section II

Home Start Information

Jurisdiction Summary Statistics	9
Builder Starts and Value Ranges per Jurisdiction	10
Single Family Starts by Construction Value	14
Single Family Starts by Square Footage	15
Single Family Square Footage Average by County	15
Average Square Footage per Jurisdiction	16
Multi Family Starts	17
Remodels and Additions	19

Section III

Builder Information

Top Ten Builders	22
Builder Ranking Listing	23
Builder Starts Compared to Prior Year	24
Builder Ranking by Average Value	25
Builder Ranking by Square Footage	27
New Builders	29

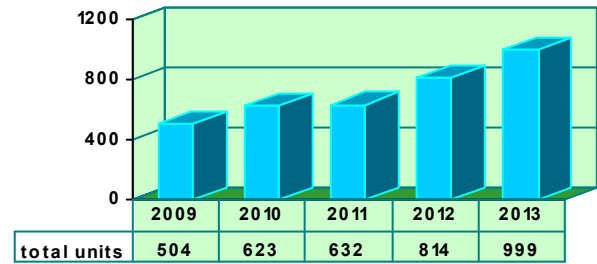
Copyright 2013 by Builder Track Reports
For the use of paid subscribers. Use with permission only.
Permits issued at the very end of the year may be in next years data. Call if you have questions.

SECTION I

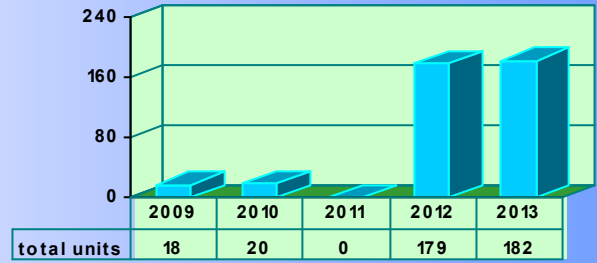
AT A GLANCE

Grand Rapids Area

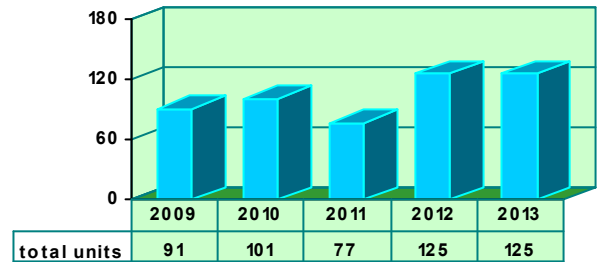
Single Family Home starts through the fourth quarter.



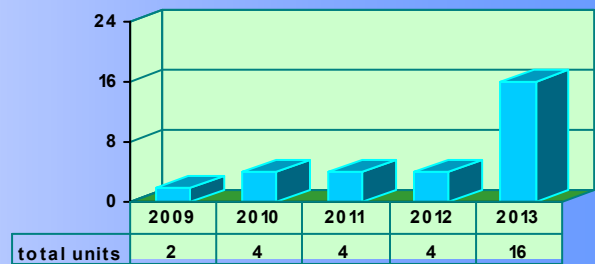
Apartment unit starts through the fourth quarter.



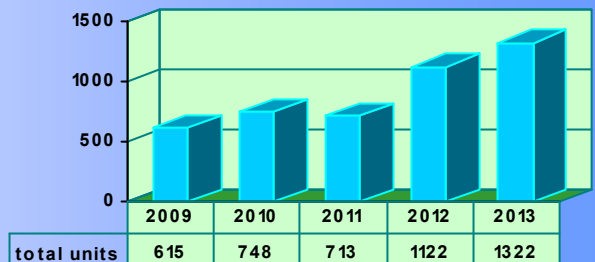
Condominium unit starts through the fourth quarter.



Duplex unit starts through the fourth quarter.

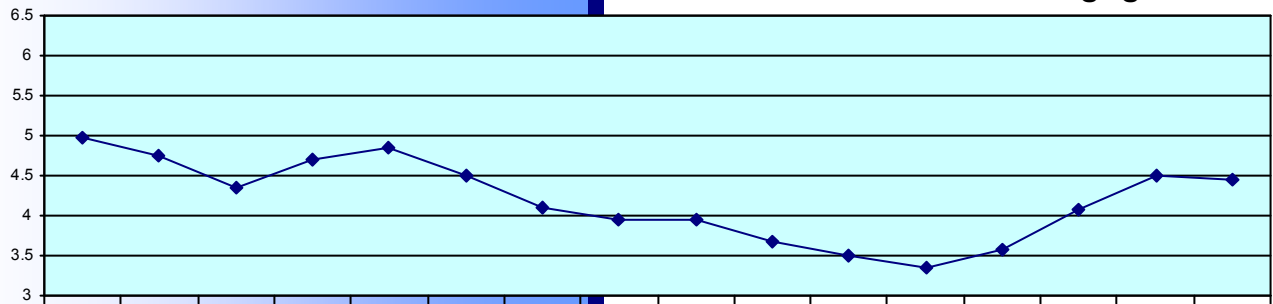


Total Living units through the fourth quarter.



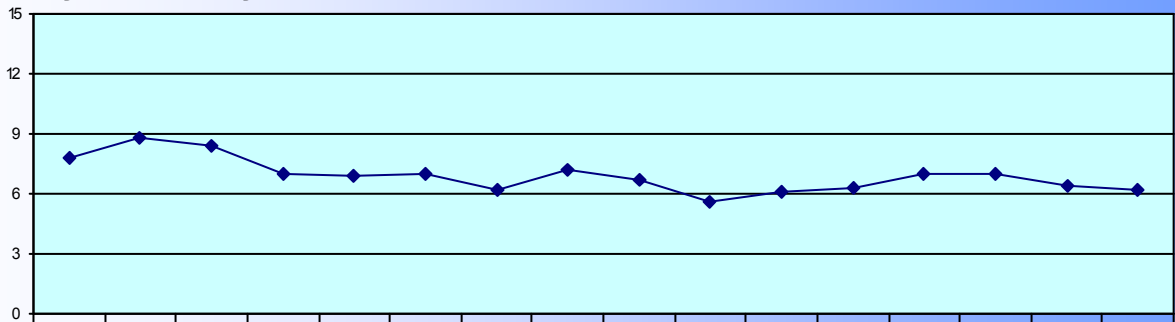
Unemployment And Mortgage Information

Fixed Mortgage Rates



30 Year	4.97	4.74	4.35	4.71	4.84	4.51	4.11	3.96	3.95	3.68	3.5	3.35	3.57	4.07	4.49	4.46
Mo/Yr	10-Mar	10-Jun	10-Sep	10-Dec	11-Mar	11-Jun	11-Sep	11-Dec	12-Mar	12-Jun	12-Sep	12-Dec	13-Mar	13-Jun	13-Sep	13-Dec

Kent County Unemployment Rates



Unemployment Rate	7.8	8.8	8.4	7	6.9	7	6.2	7.2	6.7	5.6	6.1	6.3	7	7	6.4	6.2
Date	Apr-11	Jun-11	Aug-11	Oct-11	Dec-11	Feb-12	Apr-12	Jun-12	Aug-12	Oct-12	Dec-12	Feb-13	Apr-13	Jun-13	Aug-13	Oct-13

Single Family Starts by Quarter

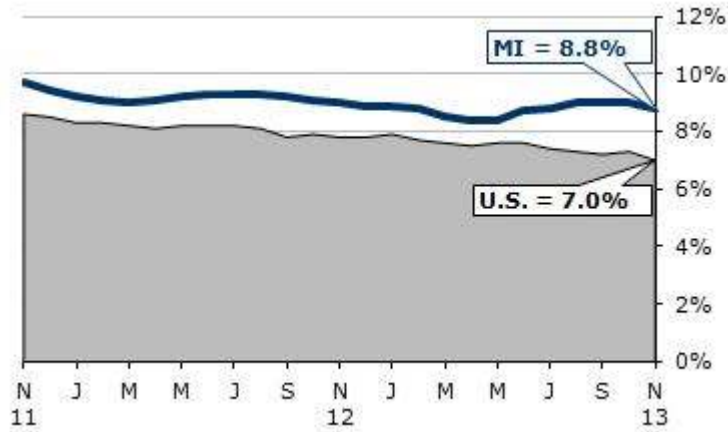
	1st Quarter	2nd Quarter	3rd Quarter	4th Quarter
2009	78	85	186	159
2010	210	158	118	133
2011	135	143	191	165
2012	188	218	228	182
2013	211	249	289	252

Michigan Fast Facts

(From the State of Michigan)

Michigan Unemployment Rate (Seasonally Adjusted)

November 2013 8.8%
 Change Over Month -0.2
 Change Over Year -0.2



- » [View: Michigan Employment Snapshot](#)
- » [Access: Historical Unemployment Rates](#)

Michigan Payroll Jobs (Seasonally Adjusted)

November 2013 4,094,000
 Change Over Month -3,000
 Change Over Year +60,000



SECTION II

HOME START INFORMATION

JURISDICTION SUMMARY STATISTICS

Single Family Starts
Through the fourth quarter.

Kent County

	2013	2012	2011	2010	2009
Byron	112	100	86	59	42
Caledonia Township	112	75	36	34	31
Plainfield	69	58	37	39	41
Cascade	67	50	40	40	19
Grand Rapids Township	65	57	45	46	32
Gaines	63	47	39	29	48
Kentwood	63	60	42	57	50
Wyoming	60	54	45	51	25
Cannon	55	23	30	27	12
Algoma	44	52	28	29	24
Courtland	37	24	16	31	18
Grand Rapids City	32	22	21	11	21
Ada	26	24	24	24	23
Rockford	26	20	14	8	6
Solon	25	26	18	25	13
Vergennes	25	13	14	9	7
Walker	22	25	27	28	12
Lowell Township	16	19	18	19	23
Oakfield	14	10	11	5	5
Alpine	14	4	4	4	1
East Grand Rapids	13	9	11	7	9
Grattan	8	11	6	6	1
Bowne	8	3	6	11	17
Sparta	6		4	3	3
Grandville	5	5	2	1	2
Nelson	4	5	3	8	19
Caledonia Village	3	5		1	
Tyrone	3	9	4	2	
Lowell City	2	4	1	3	
Cedar Springs				3	
TOTAL	999	814	632	620	504

BUILDER STARTS AND VALUE RANGES PER JURISDICTION

Construction Values are as reported on building permits and do not necessarily reflect the actual project costs.
Single Family starts per jurisdiction are ranked by builder

Kent County

Ada		low	high	average
Epique Homes	2	490,000	552,000	521,000
Homeowner	2	225,000	370,000	297,500
Allen Edwin Co.	1	457,385	457,385	457,385
BCI	1	275,000	275,000	275,000
BDR Custom Homes	1	508,000	508,000	508,000
T. Bosgraaf Homes	1	347,500	347,500	347,500
Homes by Gary Byker	1	610,000	610,000	610,000
Crossen Construction	1	300,000	300,000	300,000
Colonial Builders	1	700,000	700,000	700,000
Construction Services of West	1	180,000	180,000	180,000
CSK Construction LLC	1	158,000	158,000	158,000
DeHaan Homes	1	600,000	600,000	600,000
Design Build Concepts, Inc.	1			
Eastbrook Homes	1	224,000	224,000	224,000
Engelsma Homes LLC	1	600,000	600,000	600,000
Forest Hills Homes	1	375,000	375,000	375,000
Heartland Builders, LLC	1	315,000	315,000	315,000
Bruce Heys Builders, Inc.	1	750,000	750,000	750,000
Koetje Builders, Inc.	1	230,000	230,000	230,000
Mike Magen	1	331,000	331,000	331,000
Platinum Custom Homes	1	400,000	400,000	400,000
Structured Homes	1	450,000	450,000	450,000
Dan Vis Builder	1	545,000	545,000	545,000
Woods Carpentry, LLC	1	200,000	200,000	200,000
TOTAL	26			

Algoma		low	high	average
Eastbrook Homes	24	2,770	265,000	198,603
KBH Homes	5	158,000	165,000	159,800
Homeowner	4	176,000	281,000	227,156
Sable Developing	3	137,400	187,000	170,467
Allen Edwin Co.	1	165,000	165,000	165,000
Britton Builders, Inc.	1	260,000	260,000	260,000
Helms Custom Homes	1	180,000	180,000	180,000
Michael Nosko	1	250,000	250,000	250,000
Nugent Builders, Inc.	1	190,000	190,000	190,000
Structured Homes	1	150,700	150,700	150,700
Jim Tibbe Builders	1	179,900	179,900	179,900
Visser Brothers Inc.	1	270,000	270,000	270,000
TOTAL	44			

Alpine		low	high	average
Homeowner	3	150,000	240,000	196,667
Bartley Builders	1	257,000	257,000	257,000
Bolt & Hunefeld Builders	1	142,980	142,980	142,980
Boverhof Builders	1	240,000	240,000	240,000
Engelsma Homes LLC	1	300,000	300,000	300,000
KBH Homes	1	114,000	114,000	114,000
Kilgore Builders	1	338,000	338,000	338,000
Martin & Martin Builders	1	750,000	750,000	750,000
Jim Tibbe Builders	1	357,000	357,000	357,000
TLP Contractors LLC	1	310,000	310,000	310,000
TQ Quality Homes	1	280,000	280,000	280,000
Tim VerStrate Custom Homes Inc.	1	550,000	550,000	550,000
TOTAL	14			

Bowne		low	high	average
Allen Edwin Co.	6	127,210	243,375	159,313
Boverhof Builders	1	220,000	220,000	220,000
LeRoux Construction	1	340,000	340,000	340,000
TOTAL	8			

Byron

		low	high	average
Eastbrook Homes	17	148,000	227,000	178,941
Jim Tibbe Builders	13	141,800	254,000	183,344
Allen Edwin Co.	8	232,933	430,475	308,791
Eagle Creek Construction	7	25,000	400,000	228,857
CBH Building & Development	6	180,000	225,000	187,500
Berkenpas Construction, Inc.	5	100,000	125,000	110,000
Buffum Builders LLC	5	150,000	175,000	165,000
Kilgore Builders	5	227,000	285,000	270,600
Tim Schollaart	5	366,000	525,000	436,400
Homeowner	4	175,000	285,000	231,250
Boverhof Builders	3	180,000	280,000	216,667
RDI Companies	3	160,000	220,000	192,000
Synergy Custom Homes LLC	3	275,000	575,000	390,000
John Berkenpas, Builder	2	110,000	150,000	130,000
Land & Co.	2	150,000	150,000	150,000
Ben Nichols Construction	2	265,000	380,000	322,500
Adrian Builders, Inc.	1	235,000	235,000	235,000
AVO Builders	1	250,000	250,000	250,000
Bartrand Builders	1	175,000	175,000	175,000
Engelsma Homes LLC	1	400,000	400,000	400,000
GSG Construction, Inc.	1	150,000	150,000	150,000
Homes by DK	1	350,000	350,000	350,000
Steve Jahnke Builders	1	700,000	700,000	700,000
Koetje Builders, Inc.	1	390,000	390,000	390,000
Land & Homes Inc.	1	300,000	300,000	300,000
Adam Lenhart	1	268,000	268,000	268,000
Muston Construction	1	320,000	320,000	320,000
Platinum Construction & Associates	1	191,000	191,000	191,000
Premier Home Builders LLC	1	192,000	192,000	192,000
James Rau Builder	1	579,000	579,000	579,000
Refined Builders, Inc.	1	170,000	170,000	170,000
Wade Schut Builder, Inc.	1	125,000	125,000	125,000
Tom Shooks	1	160,000	160,000	160,000
Laurens J. Tenkate Builder	1	466,900	466,900	466,900
John VanderMaas Builders	1	200,000	200,000	200,000
VerWoert Construction	1	197,000	197,000	197,000
Dan Vis Builder	1	800,000	800,000	800,000
Robert Whitman	1	180,000	180,000	180,000
TOTAL	112			

Caledonia Township

		low	high	average
Allen Edwin Co.	21	196,605	359,580	254,091
Eastbrook Homes	19	167,000	242,000	197,526
Buffum Builders LLC	16	150,000	150,000	150,000
Bosco Construction	11	90,000	110,000	106,364
Boverhof Builders	11	190,000	290,000	246,818
Sable Developing	6	95,000	119,000	111,200
Homeowner	3	15,000	180,000	118,333
Ron DeVries, Builder	2	300,000	450,000	375,000
Tim Schollaart	2	400,000	550,000	475,000
Slate Building & Development	2	279,000	300,000	289,500
Advanced Building & Construction	1	230,000	230,000	230,000
Berghuis Construction LLC	1	625,000	625,000	625,000
Eagle Creek Construction	1	250,000	250,000	250,000
Eastbrook Construction, Inc.	1	213,000	213,000	213,000
Engelsma Homes LLC	1	250,000	250,000	250,000
Excel Builders Inc.	1	250,000	250,000	250,000
FCC, Inc.	1	250,000	250,000	250,000
Hullinger Construction	1	320,000	320,000	320,000
Insignia Homes	1	610,000	610,000	610,000
Koval, Inc.	1	249,000	249,000	249,000
Meiste Homes	1	474,960	474,960	474,960
Curt Moran Builders Inc.	1	248,000	248,000	248,000
Nugent Builders, Inc.	1	450,000	450,000	450,000
Platinum Construction & Associates	1	258,000	258,000	258,000

Rainbow International	1	250,000	250,000	250,000
RDI Companies	1	210,000	210,000	210,000
Kevin Smith	1	300,000	300,000	300,000
Solomon Building Group	1	460,000	460,000	460,000
Robert Whitman	1	190,000	190,000	190,000
TOTAL	112			

Caledonia Village

		low	high	average
Bolt & Hunefeld Builders	1	133,000	133,000	133,000
Homes by DK	1	146,000	146,000	146,000
RDI Companies	1	245,000	245,000	245,000
TOTAL	3			

Cannon

		low	high	average
Eastbrook Homes	15	159,000	292,000	217,200
Homeowner	7	128,000	300,000	169,714
Nugent Builders, Inc.	3	200,000	600,000	366,667
Allen Edwin Co.	2	196,000	257,000	226,500
Roersma & Wum	2	175,000	199,000	187,000
Snellink Builders	2	184,000	300,000	242,000
Jonathan Sterk	2	185,000	256,000	220,500
Wagner Builders, Inc.	2	225,000	225,000	225,000
Woods Builders, Inc.	2	200,000	215,000	207,500
Ashby Builders	1	365,000	365,000	365,000
B & B Contractors	1	275,000	275,000	275,000
Christopher Battle	1	275,000	275,000	275,000
BDR Custom Homes	1	1,003,000	1,003,000	1,003,000
Dave Caster	1	320,000	320,000	320,000
DeHaan Homes	1	325,000	325,000	325,000
Engelsma Homes LLC	1	600,000	600,000	600,000
Heartland Builders, LLC	1	425,000	425,000	425,000
J & J Home Construction	1	250,000	250,000	250,000
KBH Homes	1	180,000	180,000	180,000
Harry Mills Builders	1	250,000	250,000	250,000
Senga Homes	1	300,000	300,000	300,000
Solomon Building Group	1	289,000	289,000	289,000
Summit Homes of West Michigan	1	180,000	180,000	180,000
Jim Tibbe Builders	1	167,000	167,000	167,000
Andrew Vandermale	1	850,000	850,000	850,000
Vollmer Construction	1	180,000	180,000	180,000
White Birch Builders	1	330,000	330,000	330,000
TOTAL	55			

Cascade

		low	high	average
Sable Developing	8	114,000	190,000	130,500
Halland Homes LLC	6	250,000	500,000	390,000
Allen Edwin Co.	4	352,060	458,711	393,010
Homeowner	4	200,000	700,000	462,500
Eastbrook Homes	3	145,000	297,571	202,524
Engelsma Homes LLC	3	350,000	450,000	400,000
Johnson Homes, Inc.	3	370,500	544,500	459,787
A.J. Veneklasen, Inc.	3	225,000	297,941	261,471
Homes by DK	2	320,000	400,000	360,000
Insignia Homes	2	550,000	750,000	650,000
Tim Schollaart	2	373,000	396,000	384,500
Ashby Builders	1	450,000	450,000	450,000
BDR Custom Homes	1	820,000	820,000	820,000
Bolt & Hunefeld Builders	1	90,000	90,000	90,000
Bosco Construction	1	150,000	150,000	150,000
Boverhof Builders	1	240,000	240,000	240,000
Colonial Builders	1	975,000	975,000	975,000
Cutting Edge Builders	1	250,000	250,000	250,000
DAECO Builders, Inc.	1	650,000	650,000	650,000
DeHaan Homes	1	300,000	300,000	300,000
Falcon Custom Homes Inc.	1	750,000	750,000	750,000
Heartland Builders, LLC	1	345,000	345,000	345,000
Bruce Heys Builders, Inc.	1	550,000	550,000	550,000
Infiniti Custom Homes	1	300,000	300,000	300,000
Kingswood Homes	1	349,000	349,000	349,000
Thomas Lown Carpentry	1	750,000	750,000	750,000
Makuski Builders, Inc.	1	690,000	690,000	690,000
Michael McGraw Homes	1	224,000	224,000	224,000
Curt Moran Builders Inc.	1	365,723	365,723	365,723
New Urban Home Builders	1	550,000	550,000	550,000
Redstone Homes	1	235,000	235,000	235,000
Donald M. Ross Jr. Builder	1	500,000	500,000	500,000

Mike Schaap Builders Inc.	1	2,500,000	2,500,000	2,500,000
Shurlow Custom Homes	1	375,000	375,000	375,000
Solomon Building Group	1	410,000	410,000	410,000
Stevens Associates Builders	1	526,650	526,650	526,650
Thomas Michael Homes, LLC	1	475,000	475,000	475,000
Woods Builders, Inc.	1	277,818	277,818	277,818
TOTAL	67			

Courtland

		low	high	average
Sable Developing	14	82,000	160,000	141,214
KBH Homes	4	142,000	170,000	150,750
Roersma & Wum	3	185,000	230,000	201,667
Homeowner	2	167,000	175,000	171,000
Jim Tibbe Builders	2	147,000	162,000	154,500
Bruyn Homes, Inc.	1	149,000	149,000	149,000
Randy DeJong	1	140,000	140,000	140,000
Eastbrook Homes	1	182,000	182,000	182,000
Heartland Builders, LLC	1	250,000	250,000	250,000
Bryan J. Hull	1	156,000	156,000	156,000
J & J Concepts, LLC	1	315,000	315,000	315,000
Kenowa Associates, Inc.	1	207,000	207,000	207,000
John L. Koetje, Builder	1	375,000	375,000	375,000
Meadow Ridge Builders LLC	1	330,000	330,000	330,000
Nugent Builders, Inc.	1	262,000	262,000	262,000
R & L Concrete Construction	1	108,000	108,000	108,000
Solomon Building Group	1	300,000	300,000	300,000
TOTAL	37			

East Grand Rapids

		low	high	average
J. Peterson Homes	4	250,000	1,200,000	556,250
T. Bosgraaf Homes	3	200,000	538,260	409,882
Eastbrook Homes	2	256,000	274,000	265,000
BDR Custom Homes	1	616,000	616,000	616,000
Pete Faber	1	345,343	345,343	345,343
Koetje Builders, Inc.	1	350,000	350,000	350,000
Mike Schaap Builders Inc.	1	600,000	600,000	600,000
TOTAL	13			

Gaines

		low	high	average
Eastbrook Homes	20	96,293	217,000	162,581
Dan Burrill	6	130,000	185,000	143,000
KBH Homes	5	149,000	200,000	173,000
Jim Tibbe Builders	5	128,175	128,175	128,175
Shurlow Custom Homes	4			
Allen Edwin Co.	2	185,033	185,033	185,033
Homes by DK	2			
RDI Companies	2			
Boverhof Builders	1			
Cnossen Construction	1	439,994	439,994	439,994
Bob Cole Custom Home Builder	1	320,000	320,000	320,000
Douglas Custom Homes	1			
Eagle Creek Construction	1	200,000	200,000	200,000
Gootjes Builders	1	110,000	110,000	110,000
Kentwood High School	1	100,000	100,000	100,000
Kilgore Builders	1	221,113	221,113	221,113
Muston Construction	1	325,000	325,000	325,000
Platinum Construction & Associates	1			
Platinum Custom Homes	1	186,639	186,639	186,639
Rockford Restoration Services	1	400,000	400,000	400,000
Scott Scheltema Construction, Inc.	1			
Tim Schollaart	1			
Sherwood Custom Homes, LLC	1	286,543	286,543	286,543
Philip J. VanPopering	1			
Tim VerStrate Custom Homes Inc.	1	200,000	200,000	200,000
TOTAL	63			

Grand Rapids City

		low	high	average
Habitat for Humanity of Kent County	9	77,000	98,000	88,556
Maier Homes	5	95,000	150,000	113,000
The Front Porch Group Inc.	4	80,000	270,000	135,600
Allen Edwin Co.	2	131,060	170,000	150,530
VJ Dolci Construction	2	85,000	100,000	92,500
Kent Career Tech Center	2	139,000	143,721	141,361
Berghuis Construction LLC	1	245,000	245,000	245,000
Bob Cole Custom Home Builder	1	239,526	239,526	239,526
Huffman Homes LLC	1	138,578	138,578	138,578

Rick Miller Builder, Inc.	1	142,000	142,000	142,000
Donald M. Ross Jr. Builder	1	145,000	145,000	145,000
Sable Developing	1	115,000	115,000	115,000
Dave Visser Builder, LLC	1	265,000	265,000	265,000
Zimmer Construction Services Inc.	1	250,000	250,000	250,000
TOTAL	32			

Grand Rapids Township

		low	high	average
Eastbrook Homes	27	149,000	335,000	209,111
Mosaic General Contractors	11	224,000	500,000	336,727
BDR Custom Homes	4	250,000	480,000	355,000
Engelsma Homes LLC	3	400,000	750,000	533,333
Epicque Homes	3	405,000	625,000	486,446
Roersma & Wum	2	170,000	240,000	205,000
Tim Schollaart	2	360,000	377,000	368,500
Allen Edwin Co.	1	341,609	341,609	341,609
Bolt & Hunefeld Builders	1	198,894	198,894	198,894
T. Bosgraaf Homes	1	382,440	382,440	382,440
Cutting Edge Builders	1	240,000	240,000	240,000
DeHaan Homes	1	350,000	350,000	350,000
Eagle Development	1	500,000	500,000	500,000
Heartland Builders, LLC	1	284,000	284,000	284,000
Infiniti Custom Homes	1	500,000	500,000	500,000
Insignia Homes	1	1,100,000	1,100,000	1,100,000
LaCati Custom Homes	1	750,000	750,000	750,000
New Urban Home Builders	1	335,100	335,100	335,100
Solomon Building Group	1	210,000	210,000	210,000
Surpass Inc.	1	185,000	185,000	185,000
TOTAL	65			

Grandville

		low	high	average
Groot Builders, Inc.	1	140,000	140,000	140,000
Homeowner	1	250,000	250,000	250,000
Homes by DK	1	250,000	250,000	250,000
Schout Builders, Inc.	1	88,000	88,000	88,000
Joel Terpstra	1	240,000	240,000	240,000
TOTAL	5			

Grattan

		low	high	average
Homeowner	3	200,000	250,000	233,333
Advanced Building & Construction	1	300,000	300,000	300,000
Buildings By Bob	1	225,000	225,000	225,000
Curt Moran Builders Inc.	1	190,609	190,609	190,609
Viersen Construction & Management	1	280,000	280,000	280,000
Zaskowski Builders, Inc.	1	305,000	305,000	305,000
TOTAL	8			

Kentwood

		low	high	average
Allen Edwin Co.	24	88,911	229,920	134,990
Bosco Construction	23	60,000	110,000	76,739
HB Construction	4	95,000	100,000	96,667
Bolt & Hunefeld Builders	3	60,000	60,000	60,000
Sable Developing	3	95,000	95,000	95,000
Bob Cole Custom Home Builder	1	348,200	348,200	348,200
DeHaan Homes	1	350,000	350,000	350,000
RL Mouv Enterprises, Inc.	1	200,000	200,000	200,000
Paul Davis Restoration of West	1	107,156	107,156	107,156
Tim Schollaart	1	416,000	416,000	416,000
Ron Wassenaar	1	500,000	500,000	500,000
TOTAL	63			

Lowell City

		low	high	average
ICCF	1	130,000	130,000	130,000
Makuski Builders, Inc.	1	425,000	425,000	425,000
TOTAL	2			

Lowell Township

		low	high	average
Allen Edwin Co.	8	150,000	251,000	194,082
Heartland Builders, LLC	1	298,000	298,000	298,000
Homeowner	1	250,000	250,000	250,000
Curt Moran Builders Inc.	1	344,000	344,000	344,000
Polak Builders	1	230,045	230,045	230,045
Tim Schollaart	1	325,000	325,000	325,000
Timberland Building & Development	1	175,000	175,000	175,000
VerWoert Construction	1	210,000	210,000	210,000
Viersen Construction & Management	1	500,000	500,000	500,000

TOTAL 16

Nelson

		low	high	average
Homeowner	2	46,000	125,000	85,500
Cedar Hill Homes Inc.	1	89,967	89,967	89,967
Sable Developing	1	119,000	119,000	119,000
TOTAL	4			

Oakfield

		low	high	average
Homeowner	4	40,000	240,000	121,720
Eastbrook Homes	2	154,000	180,000	167,000
Agustus Construction Co.	1	175,000	175,000	175,000
Austin Home Builders	1	175,000	175,000	175,000
Mark Bogardus	1	166,000	166,000	166,000
Tom Butterworth	1	240,000	240,000	240,000
Forest Hills Homes	1	400,000	400,000	400,000
KBH Homes	1	169,000	169,000	169,000
Knott Builders	1	220,000	220,000	220,000
Meiste Homes	1	212,000	212,000	212,000
TOTAL	14			

Plainfield

		low	high	average
Roersma & Wum	14	140,000	245,000	165,714
Bruyn Homes, Inc.	7	145,000	299,000	207,686
Jim Tibbe Builders	7	123,675	322,500	182,336
Ben Brinks Homes LLC	6	345,000	425,000	380,583
Redstone Homes	6	105,000	175,000	157,500
Solomon Building Group	4	358,000	389,000	369,250
White Birch Builders	4	244,000	352,000	301,750
Westhaven Construction	3	115,000	160,000	141,667
Engelsma Homes LLC	2	400,000	500,000	450,000
Homeowner	2	140,000	275,000	207,500
J & J Concepts, LLC	2	312,000	350,000	331,000
Bolt & Hunefeld Builders	1	100,000	100,000	100,000
DAECO Builders, Inc.	1	300,000	300,000	300,000
Richard Dykhouse, Builder	1	430,000	430,000	430,000
Eastbrook Homes	1	257,000	257,000	257,000
Groot Builders, Inc.	1	230,000	230,000	230,000
Heartland Builders, LLC	1	252,000	252,000	252,000
Duane McIntyre Design-Build	1	113,400	113,400	113,400
Curt Moran Builders Inc.	1	257,175	257,175	257,175
Platinum Construction & Associates	1	159,000	159,000	159,000
Tim Schollaart	1	372,000	372,000	372,000
Summit Homes of West Michigan	1	140,000	140,000	140,000
Whitmore Homes	1	158,000	158,000	158,000
TOTAL	69			

Rockford

		low	high	average
Roersma & Wum	14	150,000	190,000	169,286
Jonathan Sterk	5	159,700	179,500	166,960
Dave Visser Builder, LLC	3	185,000	239,900	206,633
Eastbrook Homes	1	319,000	319,000	319,000
Solomon Building Group	1	310,000	310,000	310,000
Visser Bros. Inc.	1	184,000	184,000	184,000
Mike Werkema	1	165,000	165,000	165,000
TOTAL	26			

Solon

		low	high	average
Sable Developing	10	106,000	144,000	118,000
Allen Edwin Co.	8	117,700	261,000	185,130
American Living Inc.	1	141,814	141,814	141,814
BDD Construction	1	185,000	185,000	185,000
Brian Egan	1	200,000	200,000	200,000
Heartland Builders, LLC	1	248,464	248,464	248,464
Homeowner	1	154,000	154,000	154,000
McIntyre Builders, Inc.	1	217,000	217,000	217,000
Duane McIntyre Design-Build	1	135,000	135,000	135,000
TOTAL	25			

Sparta

		low	high	average
Sable Developing	3	65,000	95,000	82,833
Homes by Gary Byker	1	490,000	490,000	490,000
Homeowner	1	187,000	187,000	187,000
Wagner Builders, Inc.	1	225,000	225,000	225,000
TOTAL	6			

Tyrone		low	high	average
Chary Construction, Inc.	1	117,000	117,000	117,000
Homeowner	1	40,000	40,000	40,000
Top Notch Rustic Homes	1	210,000	210,000	210,000
TOTAL	3			

Vergennes		low	high	average
Advanced Building & Construction	6	175,000	285,000	228,450
Sable Developing	5	54,492	260,000	154,286
Homeowner	2	134,671	250,962	192,817
Morgan Construction LLC	2	185,000	225,920	205,460
David C. Bos Homes	1	321,600	321,600	321,600
Eastbrook Homes	1	194,000	194,000	194,000
Endeavor Building Systems, LLC	1	208,111	208,111	208,111
Heartland Builders, LLC	1	326,000	326,000	326,000
Makuski Builders, Inc.	1	290,000	290,000	290,000
Sherwood Custom Homes, LLC	1	280,000	280,000	280,000
TLP Contractors LLC	1	174,000	174,000	174,000
The Troxel CompanyTroxel	1	324,809	324,809	324,809
Viersen Construction & Management	1	212,674	212,674	212,674
Woods Builders, Inc.	1	351,410	351,410	351,410
TOTAL	25			

Walker		low	high	average
Dave Visser Builder, LLC	6	150,870	259,500	194,530
Steve Visser Builders, LLC	5	112,320	233,910	163,510
Homeowner	2	204,500	300,000	252,250
Land & Homes Inc.	2	133,300	182,300	157,800
Homes by Gary Byker	1	456,000	456,000	456,000

VJ Dolci Construction	1	98,000	98,000	98,000
JDH Construction	1	166,200	166,200	166,200
Tim Schollaart	1	373,000	373,000	373,000
Schultz Builders, LLC	1	280,000	280,000	280,000
VerWoert Construction	1	150,675	150,675	150,675
Visser Brothers Inc.	1	127,280	127,280	127,280
TOTAL	22			

Wyoming		low	high	average
Allen Edwin Co.	11	111,000	188,000	159,320
Schout Builders, Inc.	7	117,000	150,000	126,857
Habitat for Humanity of Kent County	5	83,000	104,000	99,400
Maier Homes	5	120,260	178,000	143,452
Buffum Builders LLC	4	154,000	196,000	174,250
Hanenburg Builders	4	118,000	121,000	119,750
HB Construction	4	129,000	189,000	157,750
Sable Developing	4	144,000	145,000	144,750
Eagle Creek Construction	2	162,000	170,000	166,000
Ernest C. Evans	2	95,000	104,000	99,500
Homeowner	2	145,000	153,000	149,000
RDI Companies	2	125,000	141,000	133,000
John Berkenpas, Builder	1	133,000	133,000	133,000
Steven Choponis	1	119,000	119,000	119,000
Epique Homes	1	251,000	251,000	251,000
Groot Builders, Inc.	1	174,000	174,000	174,000
Curt Moran Builders Inc.	1	119,000	119,000	119,000
Joe Siereveld	1	162,000	162,000	162,000
Scott Tubergen	1	107,000	107,000	107,000
Dan Wierenga Construction	1	146,000	146,000	146,000
TOTAL	60			

SINGLE FAMILY HOME STARTS BY CONSTRUCTION VALUE

Through the fourth quarter.

Kent County

<i>Values (in thousands)</i>	Under 100	100 to 149	150 to 199	200 to 299	300 to 499	500 +
Ada			2	5	10	8
Algoma		1	23	19		
Alpine		2	1	5	4	2
Bowne		4	1	2	1	
Byron		12	47	30	17	5
Caledonia Township	3	13	34	46	11	3
Caledonia Village		2		1		
Cannon		2	17	23	9	4
Cascade	1	7	4	11	25	18
Courtland	1	12	16	4	4	
East Grand Rapids				4	5	4
Gaines	1	11	15	6	4	
Grand Rapids City	13	12	2	5		
Grand Rapids Township		1	11	25	21	7
Grandville	1	1		3		
Grattan			1	5	2	
Kentwood	32	18	4	4	3	1
Lowell City		1			1	
Lowell Township			7	6	2	1
Nelson	2	2				
Oakfield	2	1	6	4	1	
Plainfield		14	22	13	19	1
Rockford			23	1	2	
Solon		13	7	5		
Sparta	3		1	1	1	
Tyrone	1	1		1		
Vergennes	1	2	6	12	4	
Walker	1	4	8	6	3	
Wyoming	2	34	23	1		
County Totals	64	170	281	248	149	54
% of Total:	6.6%	17.6%	29.1%	25.7%	15.4%	5.6%

SINGLE FAMILY HOME STARTS BY SQUARE FOOTAGE

Through the fourth quarter.

Kent County

	<i>Square Footage</i>	Under 1200	1200 to 1799	1800 to 2399	2400 to 3000	3000 to 3999	4000 to 4999	5000 +
Ada		1	5	1	5	4	6	3
Algoma			6	18	11	8		
Alpine			2	6	1	1		1
Bowne		3	1	4				
Byron		1	37	45	18	8		
Caledonia Township			24	48	27	8	2	
Caledonia Village			1	1	1			
Cannon		1	2	18	14	13	4	2
Cascade			7	16	9	17	8	7
Courtland		2	7	23	2	2		
East Grand Rapids				2	3	4	1	2
Gaines			3	13	12	7	1	
Grand Rapids City			1	1				
Grand Rapids Township			7	15	18	13	6	3
Grandville		1	1			2		
Grattan		1	1	3	2		1	
Lowell City		1						
Lowell Township			5	8		2	1	
Nelson		1	2	1				
Oakfield			2	7	2	3		
Plainfield			18	26	12	12		1
Rockford			4	16	4	2		
Solon		6	4	11	2	2		
Sparta		1	1	2				
Tyrone		1			1			
Vergennes		1	5	12	2	4	1	
Walker			5	6		3	1	
COUNTY TOTALS		21	151	303	146	115	32	19
% of total:		2.7%	19.2%	38.5%	18.6%	14.6%	4.1%	2.4%

SINGLE FAMILY HOME SQUARE FOOTAGE AVERAGE BY COUNTY

	2013	2012	2011	2010	2009
Kent	2440	2458	2351	2202	2159

AVERAGE SQUARE FOOTAGE PER JURISDICTION

Average Square Footage for homes built 4th quarter. Information in some jurisdictions is from a limited sample and will be less reliable than large samples.

Average finished square footage listed on building permits	Total homes in sample
--	-----------------------------

Kent County

East Grand Rapids	3722	12
Ada	3286	25
Cascade	3218	64
Grand Rapids Township	2904	62
Cannon	2782	54
Gaines	2512	36
Grandville	2492	4
Alpine	2404	11
Algoma	2386	43
Plainfield	2334	69
Grattan	2333	8
Oakfield	2298	14
Vergennes	2289	25
Caledonia Township	2275	109
Walker	2243	15
Lowell Township	2233	16
Rockford	2168	26
Byron	2065	109
Courtland	2063	36
Caledonia Village	2005	3
Solon	1857	25
Tyrone	1755	2
Grand Rapids City	1747	2
Sparta	1638	4
Bowne	1595	8
Nelson	1487	4
Lowell City	1121	1

MULTI FAMILY STARTS

Through the fourth quarter.

Apartments

Kent County

Grand Rapids City

616 Development	
253 Prospect Ave. NE	22
Craig Architects Inc.	
146 Monroe Center NW	4
Homeowner	
822 Cherry St. SE	4
Rockford Construction	
600 Douglas St. NW	18
Wolverine Building Group	
240 Ionia Ave. SW	48

Total Units for Jurisdiction **96**

Grandville

Rockford Construction	
4323 Genesis Ct. SW	4
4326 Genesis Ct. SW	4
4333 Genesis Ct. SW	4
4340 Genesis Ct. SW	4
4341 Genesis Ct. SW	4
4349 Genesis Ct. SW	4
4350 Genesis Ct. SW	4
4360 Genesis Ct. SW	5

Total Units for Jurisdiction **33**

Tyrone

Rockford Restoration Services	
185 Kent Ridge Dr.	8

Total Units for Jurisdiction **8**

Wyoming

John L. Koetje, Builder	
1862 RW Berends Dr. SW	12
1864 RW Berends Dr. SW	8
Property Owner	
1682, 68, 70 RW Berends Dr. SW	24

Total Units for Jurisdiction **44**

Total Units for County **181**

Condominiums

Kent County

Byron

Richard Algera Building & Remodel	
880, 82, 84 Center Park Dr. SW	3
Berkenpas Construction, Inc.	
1940, 42, 44 Morning Dew Dr. SW	3
1952, 54, 56 Morning Dew Dr. SW	3
1960, 62, 64 Morning Dew Dr. SW	3
2047-49 Creekside Dr.	2
2052, 54, 56 Creekside Dr. SW	3
CBH Building & Development	
1206, 08, 10, 12 Monte Rio Ct.	4
1212-18 Madera Ct.	4
7330, 32 Rock Canyon	2
7344, 46 Rock Canyon	2

7350, 52 Tularosa Dr.	2
7358, 60 Rock Canyon	2
Eastbrook Homes	
7741, 43 Carlisle Crossing Blvd.	2
Jim Tibbe Builders	
7091, 93, 95 Mindew Dr. SW	3
7116, 18 Mindew Dr. SW	2
7140-44 Baltic	3
<i>Total Units for Jurisdiction</i>	43

Cascade

Redstone Homes	
2488, 92 Highridge Hills Lane SE	2
<i>Total Units for Jurisdiction</i>	2

Cedar Springs

Duane McIntyre Design-Build	
75, 85, 95 Junco	3
<i>Total Units for Jurisdiction</i>	3

Gaines

Bultsma Construction	
31 Brewer Park Circle SE	3
Eastbrook Homes	
851, 55 Peaceful Dr. SE	2
863 Peaceful Dr. SE	2
West Lake Homes	
6548 Gracepoint Dr. SE	2
6556 Gracepoint Dr. SE	2
6564 Gracepoint Dr. SE	2
6593 Gracepoint Dr. SE	2
6611 Gracepoint Dr. SE	2
<i>Total Units for Jurisdiction</i>	17

Grand Rapids City

Redstone Homes	
2540, 42, 44 Summit Ridge Dr. NE	3
2548, 52, 56 Summit Ridge Dr. NE	3
<i>Total Units for Jurisdiction</i>	6

Grand Rapids Township

Mosaic General Contractors	
2084 Celadon Dr. NE #89-95	7
2274, 76 New Town	2
Redstone Homes	
2117, 19, 21 Woodridge Circle NE	3
<i>Total Units for Jurisdiction</i>	12

Kentwood

Woods Builders, Inc.	
3300, 04 Stormy Creek Dr. SE	2
3311, 15 Stormy Creek Dr. SE	2
3316, 20 Stormy Creek Dr. SE	2
3331, 37 Stormy Creek Dr. SE	2
3353, 57 Stormy Creek Dr. SE	2
3369, 73 Stormy Creek Dr. SE	2
3379, 81 Stormy Creek Dr. SE	2
Jack Workman	
3960-66 Branagan Ct. SE	4
<i>Total Units for Jurisdiction</i>	18

Lowell Township

Homeowner	
1552,54 Tellico Dr.	2
1558,60 Tellico Dr.	2
Sterling Homes & Land Inc.	
11118, 20 Barnsley Rd.	2
11134, 36 Barnsley Rd.	2
<i>Total Units for Jurisdiction</i>	8

Plainfield

BDR Custom Homes	
4460, 62 Koinonia Woods	2
4500, 02 Koinonia Dr. NE	2
Redstone Homes	
3784, 92 Preserve Dr.	2
4471 Buttercup Run NE	2
Visser Bros. Inc.	
4200, 04 Sand Valley	2
4216, 20 Sand Valley	2
Visser Brothers Inc.	
4216, 20 Sand Valley Dr.	2
<i>Total Units for Jurisdiction</i>	14

Walker

Steve Visser Builders	
2995, 97 West Brandon	2
<i>Total Units for Jurisdiction</i>	2
<i>Total Units for County</i>	125

Duplexes**Kent County**

units

Cascade

Redstone Homes	
2476, 84 Highridge Hills Lane SE	2
<i>Total Units for Jurisdiction</i>	2

Grand Rapids City

The Front Porch Group Inc.	
455 4th St. NW	2
457 4th St. NW	2
Redstone Homes	
2471 Summit Ridge Dr. NE	2
2475 Summit Ridge Dr. NE	2
<i>Total Units for Jurisdiction</i>	8

Grand Rapids Township

Redstone Homes	
2949, 51 Woodridge Circle NE	2
<i>Total Units for Jurisdiction</i>	2

Kentwood

HB Construction	
5976 Clearstream Dr. SE	2
<i>Total Units for Jurisdiction</i>	2

Lowell City

Mark Dibble	
617 Howard SE	2
<i>Total Units for Jurisdiction</i>	2
<i>Total Units for County</i>	16

REMODELS AND ADDITIONS

selected permits valued over approximately \$40,000

For the 4th quarter.

Kent County

Ada

Engelsma Homes LLC 5096 West Village Trail	\$45,000
Homeowner 3311 Egypt Valley	\$50,734
Insignia Homes 8600 Baileau Oaks Dr. NE	\$150,000
Total Value for Jurisdiction	\$245,734

Bowne

Hauschild Building & Remodeling 6633 Timpson Ave.	\$76,000
Total Value for Jurisdiction	\$76,000

Byron

Construction Services of West Michigan 6932 Springtree Lane SW	\$87,563
6934 Springtree Lane SW	\$94,563
6936 Springtree Lane SW	\$80,563
6938 Springtree Lane SW	\$49,563
Jade Builders Inc. 8057 Lionel Dr. SW	\$47,500
Total Value for Jurisdiction	\$359,752

Caledonia Township

Ben Nichols Construction 5151 92nd St. SE	\$100,000
Total Value for Jurisdiction	\$100,000

Cannon

Doug Baumann 6775 Cannon Farms NE	\$40,000
Nugent Builders, Inc. 5072 7 Mile Rd.	\$93,000
Total Value for Jurisdiction	\$133,000

Cascade

Cutting Edge Builders 1910 Beard Dr. SE	\$100,000
Total Value for Jurisdiction	\$100,000

Cedar Springs

ICCF 260 Pear St.	\$45,000
Total Value for Jurisdiction	\$45,000

Courtland

Morris Builders, Inc. 8090 Squires	\$52,000
Mike Noorman Builders, LLC 7195 10 Mile Rd.	\$45,000
Randall Pitsch 5085 13 Mile Rd.	\$50,000
Total Value for Jurisdiction	\$147,000

East Grand Rapids

Coulson Construction 1321 Cornell Ave. SE	\$60,000
Richard DeBoer 2929 Bonnell Ave. SE	\$150,000
Foxx Construction Inc. 661 Manhattan Rd. SE	\$50,000
Lee Kitson Builder, Inc.	

329 Rosewood SE	\$60,000
Chad Kohmescher 2332 Burchard St. SE	\$50,000
Makuski Builders, Inc. 3027 Lake Dr. SE	\$140,000
J. Peterson Homes 857 Floral Ave. SE	\$80,000
Shuart Associates LLC 2310 Anderson Dr. SE	\$130,000
Timberland Building & Development Co. 2527 Lake Dr. SE	\$70,000
755 San Jose Dr. SE	\$75,000
Steve Verburg 2435 Maplewood Dr. SE	\$70,000
Total Value for Jurisdiction	\$935,000

Gaines

Eastbrook Homes 851 Peaceful Dr. SE	\$96,293
Homeowner 7942 High Knoll Dr. SE	\$76,939
Rockford Restoration Services 8000 East Paris Ave. SE	\$123,847
Total Value for Jurisdiction	\$297,079

Grand Rapids City

Becker & Sanders, LLC 1735 Westlane Dr. NE	\$115,000
67 Sunny Brook Ave. SE	\$125,000
Brightwork Creative Carpentry LLC 130 Maryland Ave. NE	\$69,535
John Grace Construction LLC 1255 Orville St. NE	\$60,000
HIS Builders, LLC 175 Baltimore Dr. NE	\$99,300
Homeowner 1334 North Ave. NE	\$105,000
2050 Eastern Ave. NE	\$60,000
228 Spencer St. NE	\$97,000
239 Palmer St. NE	\$105,000
430 Carrier St. NE	\$81,000
630 Windsor Terrace SE	\$40,000
Insignia Homes 252 Pearl St. NW 4D	\$75,000
J & J Home Construction 125 Pleasant St. SE	\$50,000
Procure Restoration Services Inc. 414 6th St. NW	\$49,705
Total Value for Jurisdiction	\$1,131,540

Grand Rapids Township

Mike Schaap Builders Inc. 4055 Black Oak Trail NE	\$75,000
Total Value for Jurisdiction	\$75,000

Grandville

Groot Builders, Inc. 4232 Mohawk	\$125,000
Total Value for Jurisdiction	\$125,000

Kentwood

PA DeHaan	
5361 Surrey Place SE	\$45,000
First Companies	
4303 40th St. SE	\$80,000
Surpass Inc.	
3640 Breton Ave.	\$200,000
Total Value for Jurisdiction	\$325,000

Lowell City

JB Builders	
521 Spring	\$60,000
Total Value for Jurisdiction	\$60,000

Lowell Township

Copper Ridge Construction, LLC	
3077 Kissing Rock Lane	\$42,350
Homeowner	
3840 Hilton Ave. SE	\$107,963
Total Value for Jurisdiction	\$150,313

Plainfield

Crossen Construction	
4025 Butterfly Ct.	\$50,000
Homeowner	
6235 English Ave.	\$60,000
Total Value for Jurisdiction	\$110,000

Sparta

Construction Services of West Michigan	
442 Gardner St. NW	\$71,723
Total Value for Jurisdiction	\$71,723
Total Value for County	\$4,487,141

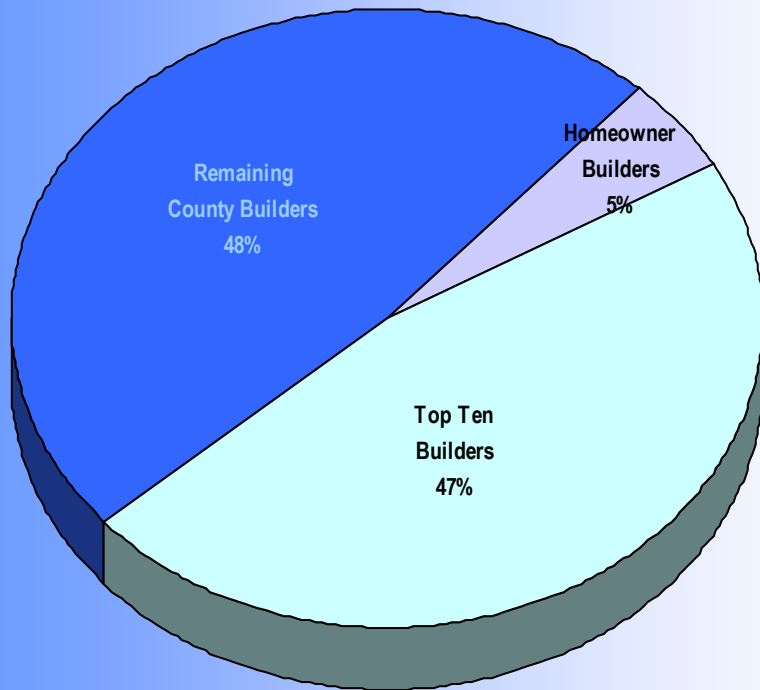
SECTION III

BUILDER INFORMATION

TOP TEN BUILDERS

Kent County

Through the 4th Quarter



2013

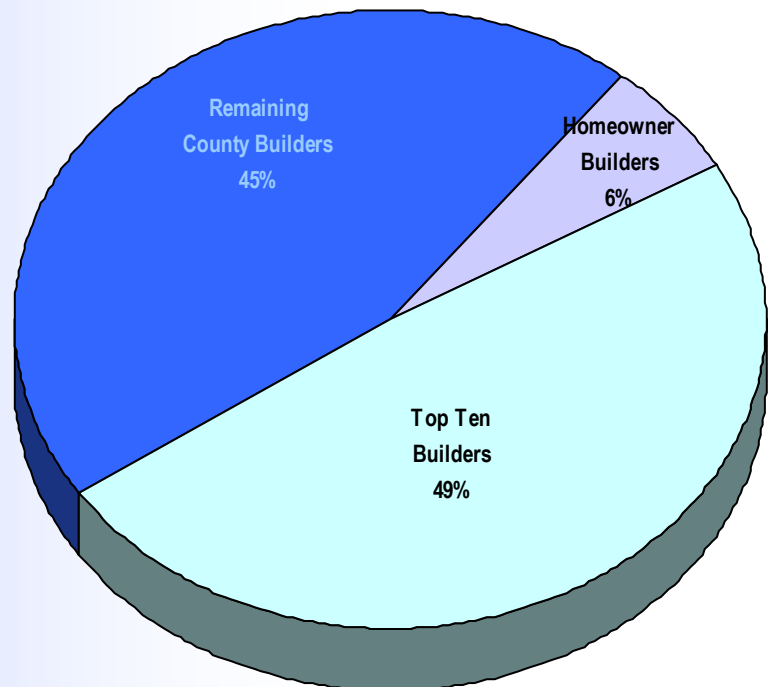
builder	starts	%
Eastbrook Homes	134	13.4
Allen Edwin Co.	99	9.9
Sable Developing	58	5.8
Roersma & Wurn	35	3.5
Bosco Construction	35	3.5
Jim Tibbe Builders	30	3.0
Buffum Builders LLC	25	2.5
Boverhof Builders	18	1.8
KBH Homes	17	1.7
Tim Schollaart	16	1.6

51 Homeowners are not used in this table.
Ties for 10th are shown but only the first ten numbers are used for %

Through the 4th Quarter

2012

builder	starts	%
Eastbrook Homes	106	13.0
Allen Edwin Co.	96	11.8
Sable Homes	49	6.0
Roersma & Wurn	28	3.4
Jim Tibbe Builders	24	2.9
Buffum Builders LLC	23	2.8
KBH Homes	21	2.6
HB Construction	20	2.5
Ledger Builders	17	2.1
Homes by DK	13	1.6



53 Homeowners are not used in this table.
Ties for 10th are shown but only the first ten numbers are used for %

BUILDER RANKING LIST

YTD Totals. Single family home starts for this report area.

Eastbrook Homes	134	Johnson Homes, Inc.	3	Britton Builders, Inc.	1
Allen Edwin Co.	99	Koetje Builders, Inc.	3	Buildings By Bob	1
Sable Developing	58	Land & Homes Inc.	3	Tom Butterworth	1
Homeowner	51	Makuski Builders, Inc.	3	Dave Caster	1
Bosco Construction	35	Synergy Custom Homes LLC	3	Cedar Hill Homes Inc.	1
Roersma & Wurn	35	A.J. Veneklasen, Inc.	3	Chary Construction, Inc.	1
Jim Tibbe Builders	30	VerWoert Construction	3	Steven Choponis	1
Buffum Builders LLC	25	Viersen Construction & Management	3	Construction Services of West	1
Boverhof Builders	18	Wagner Builders, Inc.	3	CSK Construction LLC	1
KBH Homes	17	Ashby Builders	2	Randy DeJong	1
Tim Schollaart	16	Berghuis Construction LLC	2	Design Build Concepts, Inc.	1
Habitat for Humanity of Kent County	14	Crossen Construction	2	Douglas Custom Homes	1
Engelsma Homes LLC	13	Colonial Builders	2	Richard Dykhouse, Builder	1
Eagle Creek Construction	11	Cutting Edge Builders	2	Eagle Development	1
Mosaic General Contractors	11	DAECO Builders, Inc.	2	Eastbrook Construction, Inc.	1
Maier Homes	10	Ron DeVries, Builder	2	Brian Egan	1
Solomon Building Group	10	Ernest C. Evans	2	Endeavor Building Systems, LLC	1
Dave Visser Builder, LLC	10	Forest Hills Homes	2	Excel Builders Inc.	1
Heartland Builders, LLC	9	Bruce Heys Builders, Inc.	2	Pete Faber	1
RDI Companies	9	Infiniti Custom Homes	2	Falcon Custom Homes Inc.	1
Advanced Building & Construction	8	Kent Career Tech Center	2	FCC, Inc.	1
BDR Custom Homes	8	Land & Co.	2	Gootjes Builders	1
Bolt & Hunefeld Builders	8	Duane McIntyre Design-Build	2	GSG Construction, Inc.	1
Bruyn Homes, Inc.	8	Meiste Homes	2	Helms Custom Homes	1
HB Construction	8	Morgan Construction LLC	2	Huffman Homes LLC	1
Schout Builders, Inc.	8	Muston Construction	2	Bryan J. Hull	1
Homes by DK	7	New Urban Home Builders	2	Hullinger Construction	1
Kilgore Builders	7	Ben Nichols Construction	2	ICCF	1
Redstone Homes	7	Platinum Custom Homes	2	J & J Home Construction	1
Jonathan Sterk	7	Donald M. Ross Jr. Builder	2	Steve Jahnke Builders	1
Ben Brinks Homes LLC	6	Mike Schaap Builders Inc.	2	JDH Construction	1
Dan Burrill	6	Sherwood Custom Homes, LLC	2	Kenowa Associates, Inc.	1
CBH Building & Development	6	Slate Building & Development	2	Kentwood High School	1
Epique Homes	6	Snellink Builders	2	Kingswood Homes	1
Halland Homes LLC	6	Structured Homes	2	Knott Builders	1
Curt Moran Builders Inc.	6	Summit Homes of West Michigan	2	John L. Koetje, Builder	1
Nugent Builders, Inc.	6	TLP Contractors LLC	2	Koval, Inc.	1
Berkenpas Construction, Inc.	5	Tim VerStrate Custom Homes Inc.	2	LaCati Custom Homes	1
T. Bosgraaf Homes	5	Dan Vis Builder	2	Adam Lenhart	1
DeHaan Homes	5	Visser Brothers Inc.	2	LeRoux Construction	1
Shurlow Custom Homes	5	Westhaven Construction	2	Thomas Lown Carpentry	1
Steve Visser Builders, LLC	5	Robert Whitman	2	Mike Magen	1
White Birch Builders	5	Adrian Builders, Inc.	1	Martin & Martin Builders	1
The Front Porch Group Inc.	4	Agustus Construction Co.	1	Michael McGraw Homes	1
Hanenburg Builders	4	American Living Inc.	1	McIntyre Builders, Inc.	1
Insignia Homes	4	Austin Home Builders	1	Meadow Ridge Builders LLC	1
J. Peterson Homes	4	AVO Builders	1	Rick Miller Builder, Inc.	1
Platinum Construction & Associates	4	B & B Contractors	1	Harry Mills Builders	1
Woods Builders, Inc.	4	Bartley Builders	1	RL Mouw Enterprises, Inc.	1
John Berkenpas, Builder	3	Bartrand Builders	1	Michael Nosko	1
Homes by Gary Byker	3	Christopher Battle	1	Paul Davis Restoration of West	1
Bob Cole Custom Home Builder LLC	3	BCI	1	Polak Builders	1
VJ Dolci Construction	3	BDD Construction	1	Premier Home Builders LLC	1
Groot Builders, Inc.	3	Mark Bogardus	1	R & L Concrete Construction	1
J & J Concepts, LLC	3	David C. Bos Homes	1	Rainbow International	1

James Rau Builder	1	Surpass Inc.	1	Philip J. VanPopering	1
Refined Builders, Inc.	1	Laurens J. Tenkate Builder	1	Visser Bros. Inc.	1
Rockford Restoration Services	1	Joel Terpstra	1	Vollmer Construction	1
Scott Scheltema Construction, Inc.	1	Thomas Michael Homes, LLC	1	Ron Wassenaar	1
Schultz Builders, LLC	1	Timberland Building & Development	1	Mike Werkema	1
Wade Schut Builder, Inc.	1	Top Notch Rustic Homes	1	Westhaven Construction	1
Senga Homes	1	TQ Quality Homes	1	Whitmore Homes	1
Tom Shooks	1	The Troxel CompanyTroxel Company	1	Dan Wierenga Construction	1
Joe Siereveld	1	Scott Tubergen	1	Woods Carpentry, LLC	1
Kevin Smith	1	John VanderMaas Builders	1	Zaskowski Builders, Inc.	1
Stevens Associates Builders	1	Andrew Vandermale	1	Zimmer Construction Services Inc.	1

BUILDER STARTS COMPARED TO LAST YEAR

Ben Brinks Homes LLC	6	1	500.00%	Bolt & Hunefeld Builders	8	7	14.29%
Steve Visser Builders, LLC	5	1	400.00%	Buffum Builders LLC	25	23	8.70%
Berkenpas Construction, Inc.	5	1	400.00%	Engelsma Homes LLC	13	12	8.33%
Shurlow Custom Homes	5	1	400.00%	Allen Edwin Co.	99	94	5.32%
Platinum Construction & Associates	4	1	300.00%	Andrew Vandermale	1	1	0.00%
Woods Builders, Inc.	4	1	300.00%	Slate Building & Development	2	2	0.00%
Bosco Construction	35	10	250.00%	Land & Homes Inc.	3	3	0.00%
Nugent Builders, Inc.	6	2	200.00%	Epique Homes	6	6	0.00%
Curt Moran Builders Inc.	6	2	200.00%	Bob Cole Custom Home Builder LLC	3	3	0.00%
CBH Building & Development	6	2	200.00%	Structured Homes	2	2	0.00%
BDR Custom Homes	8	3	166.67%	Cedar Hill Homes Inc.	1	1	0.00%
Schout Builders, Inc.	8	3	166.67%	Eastbrook Construction, Inc.	1	1	0.00%
Boverhof Builders	18	7	157.14%	LeRoux Construction	1	1	0.00%
T. Bosgraaf Homes	5	2	150.00%	Randy DeJong	1	1	0.00%
Kilgore Builders	7	3	133.33%	VerWoert Construction	3	3	0.00%
Eagle Creek Construction	11	5	120.00%	Dan Vis Builder	2	2	0.00%
Mike Schaap Builders Inc.	2	1	100.00%	BDD Construction	1	1	0.00%
Crossen Construction	2	1	100.00%	Ashby Builders	2	2	0.00%
Morgan Construction LLC	2	1	100.00%	American Living Inc.	1	1	0.00%
Halland Homes LLC	6	3	100.00%	Synergy Custom Homes LLC	3	3	0.00%
Bruce Heys Builders, Inc.	2	1	100.00%	Sherwood Custom Homes, LLC	2	2	0.00%
Bruyn Homes, Inc.	8	4	100.00%	Insignia Homes	4	4	0.00%
Donald M. Ross Jr. Builder	2	1	100.00%	J & J Concepts, LLC	3	3	0.00%
Maier Homes	10	5	100.00%	Wade Schut Builder, Inc.	1	1	0.00%
Tim VerStrate Custom Homes Inc.	2	1	100.00%	Heartland Builders, LLC	9	9	0.00%
Robert Whitman	2	1	100.00%	Gootjes Builders	1	1	0.00%
RDI Companies	9	5	80.00%	Excel Builders Inc.	1	1	0.00%
Tim Schollaart	16	9	77.78%	Rockford Restoration Services	1	1	0.00%
Habitat for Humanity of Kent County	14	8	75.00%	KBH Homes	17	21	-19.05%
White Birch Builders	5	3	66.67%	Land & Co.	2	3	-33.33%
Dave Visser Builder, LLC	10	6	66.67%	Dan Burrill	6	9	-33.33%
DeHaan Homes	5	3	66.67%	Homes by DK	7	13	-46.15%
Solomon Building Group	10	6	66.67%	Forest Hills Homes	2	4	-50.00%
Advanced Building & Construction	8	5	60.00%	Visser Bros. Inc.	1	2	-50.00%
Koetje Builders, Inc.	3	2	50.00%	Design Build Concepts, Inc.	1	2	-50.00%
Johnson Homes, Inc.	3	2	50.00%	Construction Services of West Michigan	1	2	-50.00%
Viersen Construction & Management	3	2	50.00%	Refined Builders, Inc.	1	2	-50.00%
Mosaic General Contractors	11	8	37.50%	Infiniti Custom Homes	2	4	-50.00%
Eastbrook Homes	134	106	26.42%	Hullinger Construction	1	2	-50.00%
Jim Tibbe Builders	30	24	25.00%	Muston Construction	2	5	-60.00%
Roersma & Wurn	35	28	25.00%	Platinum Custom Homes	2	5	-60.00%
Sable Developing	58	49	18.37%	HB Construction	8	20	-60.00%
Redstone Homes	7	6	16.67%	Westhaven Construction	1	3	-66.67%
Jonathan Sterk	7	6	16.67%	Schultz Builders, LLC	1	3	-66.67%
				Michael McGraw Homes	1	8	-87.50%

BUILDER RANKING BY AVERAGE VALUE

Values reported as Construction Value on permits

	# of starts	Average value			
Mike Schaap Builders Inc.	2	\$1,550,000	Kevin Smith	1	\$300,000
Andrew Vandermale	1	\$850,000	Platinum Custom Homes	2	\$293,320
Colonial Builders	2	\$837,500	Homes by DK	5	\$293,200
Insignia Homes	4	\$752,500	Slate Building & Development	2	\$289,500
Falcon Custom Homes Inc.	1	\$750,000	Sherwood Custom Homes, LLC	2	\$283,272
LaCati Custom Homes	1	\$750,000	Schultz Builders, LLC	1	\$280,000
Thomas Lown Carpentry	1	\$750,000	TQ Quality Homes	1	\$280,000
Martin & Martin Builders	1	\$750,000	B & B Contractors	1	\$275,000
Steve Jahnke Builders	1	\$700,000	Christopher Battle	1	\$275,000
Dan Vis Builder	2	\$672,500	BCI	1	\$275,000
Bruce Heys Builders, Inc.	2	\$650,000	Kilgore Builders	7	\$273,159
James Rau Builder	1	\$579,000	Adam Lenhart	1	\$268,000
J. Peterson Homes	4	\$556,250	A.J. Veneklasen, Inc.	2	\$261,471
BDR Custom Homes	8	\$545,875	Woods Builders, Inc.	4	\$261,057
Stevens Associates Builders	1	\$526,650	Britton Builders, Inc.	1	\$260,000
Homes by Gary Byker	3	\$518,667	Bartley Builders	1	\$257,000
Eagle Development	1	\$500,000	Curt Moran Builders Inc.	6	\$254,085
Ron Wassenaar	1	\$500,000	AVO Builders	1	\$250,000
DAECO Builders, Inc.	2	\$475,000	Excel Builders Inc.	1	\$250,000
Thomas Michael Homes, LLC	1	\$475,000	FCC, Inc.	1	\$250,000
Makuski Builders, Inc.	3	\$468,333	J & J Home Construction	1	\$250,000
Laurens J. Tenkate Builder	1	\$466,900	Harry Mills Builders	1	\$250,000
Johnson Homes, Inc.	3	\$459,787	Michael Nosko	1	\$250,000
Epique Homes	6	\$458,723	Rainbow International	1	\$250,000
Engelsma Homes LLC	13	\$450,000	Zimmer Construction Services Inc.	1	\$250,000
New Urban Home Builders	2	\$442,550	Koval, Inc.	1	\$249,000
Berghuis Construction LLC	2	\$435,000	Cutting Edge Builders	2	\$245,000
Richard Dykhouse, Builder	1	\$430,000	Snellink Builders	2	\$242,000
Tim Schollaart	15	\$408,267	TLP Contractors LLC	2	\$242,000
Ashby Builders	2	\$407,500	Tom Butterworth	1	\$240,000
Infiniti Custom Homes	2	\$400,000	Joel Terpstra	1	\$240,000
Rockford Restoration Services	1	\$400,000	Boverhof Builders	17	\$239,118
T. Bosgraaf Homes	5	\$391,917	Advanced Building & Construction	8	\$237,588
Halland Homes LLC	6	\$390,000	Adrian Builders, Inc.	1	\$235,000
Synergy Custom Homes LLC	3	\$390,000	Polak Builders	1	\$230,045
Forest Hills Homes	2	\$387,500	Buildings By Bob	1	\$225,000
DeHaan Homes	5	\$385,000	Wagner Builders, Inc.	3	\$225,000
Ben Brinks Homes LLC	6	\$380,583	Michael McGraw Homes	1	\$224,000
Ron DeVries, Builder	2	\$375,000	Knott Builders	1	\$220,000
John L. Koetje, Builder	1	\$375,000	McIntyre Builders, Inc.	1	\$217,000
Shurlow Custom Homes	1	\$375,000	Eagle Creek Construction	11	\$216,727
Tim VerStrate Custom Homes Inc.	2	\$375,000	Eastbrook Construction, Inc.	1	\$213,000
Crossen Construction	2	\$369,997	Top Notch Rustic Homes	1	\$210,000
Kingswood Homes	1	\$349,000	Endeavor Building Systems, LLC	1	\$208,111
Solomon Building Group	10	\$345,600	Homeowner	51	\$207,758
Pete Faber	1	\$345,343	Kenowa Associates, Inc.	1	\$207,000
Meiste Homes	2	\$343,480	Allen Edwin Co.	98	\$206,768
LeRoux Construction	1	\$340,000	Morgan Construction LLC	2	\$205,460
Mosaic General Contractors	11	\$336,727	Dave Visser Builder, LLC	10	\$205,208
Nugent Builders, Inc.	6	\$333,667	Land & Homes Inc.	3	\$205,200
Mike Magen	1	\$331,000	Platinum Construction & Associates	3	\$202,667
Viersen Construction & Management	3	\$330,891	Bruyn Homes, Inc.	8	\$200,350
Meadow Ridge Builders LLC	1	\$330,000	Brian Egan	1	\$200,000
J & J Concepts, LLC	3	\$325,667	RL Mouw Enterprises, Inc.	1	\$200,000
The Troxel Company/Troxel Company	1	\$324,809	John VanderMaas Builders	1	\$200,000
Koetje Builders, Inc.	3	\$323,333	Woods Carpentry, LLC	1	\$200,000
Muston Construction	2	\$322,500	Visser Brothers Inc.	2	\$198,640
Ben Nichols Construction	2	\$322,500	Eastbrook Homes	130	\$197,803
Donald M. Ross Jr. Builder	2	\$322,500	Premier Home Builders LLC	1	\$192,000
David C. Bos Homes	1	\$321,600	CBH Building & Development	6	\$187,500
Dave Caster	1	\$320,000	VerWoert Construction	3	\$185,892
Hullinger Construction	1	\$320,000	RDI Companies	7	\$185,286
White Birch Builders	5	\$307,400	BDD Construction	1	\$185,000
Zaskowski Builders, Inc.	1	\$305,000	Surpass Inc.	1	\$185,000
Heartland Builders, LLC	9	\$304,829	Robert Whitman	2	\$185,000
Bob Cole Custom Home Builder LLC	3	\$302,575	Jim Tibbe Builders	26	\$184,650
Structured Homes	2	\$300,350	Visser Bros. Inc.	1	\$184,000
Senga Homes	1	\$300,000	Jonathan Sterk	7	\$182,257

Groot Builders, Inc.	3	\$181,333	American Living Inc.	1	\$141,814
Construction Services of West Michigan	1	\$180,000	Kent Career Tech Center	2	\$141,361
Helms Custom Homes	1	\$180,000	Randy DeJong	1	\$140,000
Vollmer Construction	1	\$180,000	Huffman Homes LLC	1	\$138,578
Agustus Construction Co.	1	\$175,000	The Front Porch Group Inc.	4	\$135,600
Austin Home Builders	1	\$175,000	Westhaven Construction	2	\$132,500
Bartrand Builders	1	\$175,000	HB Construction	7	\$131,571
Timberland Building & Development Co.	1	\$175,000	John Berkenpas, Builder	3	\$131,000
Roersma & Wum	35	\$173,686	ICCF	1	\$130,000
Refined Builders, Inc.	1	\$170,000	Sable Developing	57	\$129,585
Redstone Homes	7	\$168,571	Maier Homes	10	\$128,226
JDH Construction	1	\$166,200	Wade Schut Builder, Inc.	1	\$125,000
Mark Bogardus	1	\$166,000	Duane McIntyre Design-Build	2	\$124,200
Mike Werkema	1	\$165,000	Schout Builders, Inc.	8	\$122,000
Steve Visser Builders, LLC	5	\$163,510	Hanenburg Builders	4	\$119,750
Joe Siereveld	1	\$162,000	Steven Choponis	1	\$119,000
Tom Shooks	1	\$160,000	Chary Construction, Inc.	1	\$117,000
Summit Homes of West Michigan	2	\$160,000	Berkenpas Construction, Inc.	5	\$110,000
Westhaven Construction	1	\$160,000	Gootjes Builders	1	\$110,000
KBH Homes	15	\$158,933	R & L Concrete Construction	1	\$108,000
CSK Construction LLC	1	\$158,000	Paul Davis Restoration of West Michigan	1	\$107,156
Whitmore Homes	1	\$158,000	Scott Tubergen	1	\$107,000
Buffum Builders LLC	25	\$156,880	Bolt & Hunefeld Builders	8	\$105,609
Bryan J. Hull	1	\$156,000	Kentwood High School	1	\$100,000
GSG Construction, Inc.	1	\$150,000	Ernest C. Evans	2	\$99,500
Land & Co.	2	\$150,000	VJ Dolci Construction	3	\$94,333
Dan Wierenga Construction	1	\$146,000	Habitat for Humanity of Kent County	14	\$92,429
Dan Burrill	5	\$143,000	Cedar Hill Homes Inc.	1	\$89,967
Rick Miller Builder, Inc.	1	\$142,000	Bosco Construction	35	\$88,143

BUILDER RANKING BY SQUARE FOOTAGE

Using permit values where available

	# of starts	Average SF			
Mike Schaap Builders Inc.	2	6,944	White Birch Builders	5	2,451
Colonial Builders	2	6,044	Bartrand Builders	1	2,430
Infiniti Custom Homes	2	5,279	Christopher Battle	1	2,400
Martin & Martin Builders	1	5,200	Excel Builders Inc.	1	2,400
Bruce Heys Builders, Inc.	2	5,017	A.J. Veneklasen, Inc.	2	2,400
Insignia Homes	4	5,007	Groot Builders, Inc.	1	2,338
LaCati Custom Homes	1	4,875	Synergy Custom Homes LLC	3	2,331
Berghuis Construction LLC	1	4,730	Wagner Builders, Inc.	2	2,322
Eagle Development	1	4,600	GSG Construction, Inc.	1	2,321
Donald M. Ross Jr. Builder	1	4,500	Tim VerStrate Custom Homes Inc.	2	2,320
Epoque Homes	5	4,248	Shurlow Custom Homes	2	2,319
Dan Vis Builder	2	4,216	Kingswood Homes	1	2,312
Johnson Homes, Inc.	3	4,201	Homeowner	42	2,281
Thomas Lown Carpentry	1	4,186	Structured Homes	2	2,270
BDR Custom Homes	8	4,152	Westhaven Construction	1	2,265
Falcon Custom Homes Inc.	1	4,025	Ben Nichols Construction	2	2,264
Bob Cole Custom Home Builder LLC	1	4,018	Steve Jahnke Builders	1	2,241
Homes by Gary Byker	2	3,967	KBH Homes	15	2,237
J. Peterson Homes	3	3,951	Hullinger Construction	1	2,225
Makuski Builders, Inc.	2	3,932	Cutting Edge Builders	2	2,222
DeHaan Homes	4	3,880	RDI Companies	5	2,222
David C. Bos Homes	1	3,798	J & J Home Construction	1	2,217
Stevens Associates Builders	1	3,715	Boverhof Builders	17	2,206
DAECO Builders, Inc.	2	3,565	LeRoux Construction	1	2,200
Engelsma Homes LLC	13	3,505	Surpass Inc.	1	2,200
Design Build Concepts, Inc.	1	3,429	Summit Homes of West Michigan	2	2,191
James Rau Builder	1	3,424	Snellink Builders	2	2,190
Richard Dykhouse, Builder	1	3,405	Jonathan Sterk	7	2,190
Andrew Vandermale	1	3,391	Land & Homes Inc.	3	2,189
Joel Terpstra	1	3,368	Eagle Creek Construction	9	2,182
Meiste Homes	2	3,347	Dave Caster	1	2,167
Ashby Builders	2	3,340	Kilgore Builders	7	2,167
McIntyre Builders, Inc.	1	3,315	Whitmore Homes	1	2,150
Gootjes Builders	1	3,314	Visser Brothers Inc.	2	2,145
Agustus Construction Co.	1	3,202	Ron DeVries, Builder	2	2,141
J & J Concepts, LLC	2	3,199	Construction Services of West Michigan	1	2,128
Woods Builders, Inc.	4	3,194	Westhaven Construction	2	2,126
Schultz Builders, LLC	1	3,135	Harry Mills Builders	1	2,119
Sherwood Custom Homes, LLC	1	3,112	Platinum Construction & Associates	4	2,117
Nugent Builders, Inc.	6	3,105	Koval, Inc.	1	2,108
Michael McGraw Homes	1	3,096	Dave Visser Builder, LLC	7	2,108
Platinum Custom Homes	2	3,081	Heartland Builders, LLC	9	2,088
Solomon Building Group	10	3,078	Laurens J. Tenkate Builder	1	2,084
Senga Homes	1	3,024	Austin Home Builders	1	2,074
Pete Faber	1	2,954	Curt Moran Builders Inc.	5	2,062
Ben Brinks Homes LLC	6	2,945	Koetje Builders, Inc.	3	2,057
T. Bosgraaf Homes	5	2,944	Roersma & Wurm	34	2,051
Halland Homes LLC	6	2,939	AVO Builders	1	2,032
Rockford Restoration Services	1	2,924	Tom Butterworth	1	2,032
Kentwood High School	1	2,876	Sable Developing	49	1,999
Forest Hills Homes	2	2,863	Slate Building & Development	2	1,988
Eastbrook Construction, Inc.	1	2,859	Jim Tibbe Builders	28	1,976
New Urban Home Builders	2	2,840	Advanced Building & Construction	8	1,968
Viersen Construction & Management	3	2,800	Bruyn Homes, Inc.	8	1,963
Tim Schollaart	13	2,799	Meadow Ridge Builders LLC	1	1,945
Homes by DK	5	2,791	Buffum Builders LLC	21	1,943
Bryan J. Hull	1	2,704	Brian Egan	1	1,940
Kenowa Associates, Inc.	1	2,703	Redstone Homes	7	1,936
Rainbow International	1	2,700	Kevin Smith	1	1,923
Zaskowski Builders, Inc.	1	2,674	Knott Builders	1	1,906
Muston Construction	2	2,669	Buildings By Bob	1	1,900
Mosaic General Contractors	10	2,610	Vollmer Construction	1	1,900
Morgan Construction LLC	2	2,555	Britton Builders, Inc.	1	1,872
Eastbrook Homes	124	2,513	Visser Bros. Inc.	1	1,868
Top Notch Rustic Homes	1	2,494	Adam Lenhart	1	1,865
Endeavor Building Systems, LLC	1	2,493	Dan Burrill	4	1,815
Allen Edwin Co.	62	2,490	TLP Contractors LLC	2	1,802
Woods Carpentry, LLC	1	2,479			

Helms Custom Homes	1	1,783	Mike Werkema	1	1,537
Bolt & Hunefeld Builders	5	1,760	Crossen Construction	1	1,507
VerWoert Construction	3	1,745	Michael Nosko	1	1,506
Robert Whitman	2	1,740	Mark Bogardus	1	1,503
Polak Builders	1	1,736	Bosco Construction	12	1,470
BCI	1	1,724	Habitat for Humanity of Kent County	1	1,454
The Troxel CompanyTroxel Company	1	1,708	Tom Shooks	1	1,436
Randy DeJong	1	1,704	American Living Inc.	1	1,421
TQ Quality Homes	1	1,698	John Berkenpas, Builder	2	1,372
John VanderMaas Builders	1	1,690	John L. Koetje, Builder	1	1,368
CBH Building & Development	6	1,683	Duane McIntyre Design-Build	2	1,266
JDH Construction	1	1,600	Timberland Building & Development Co.	1	1,260
Land & Co.	2	1,599	Berkenpas Construction, Inc.	5	1,236
Wade Schut Builder, Inc.	1	1,584	Cedar Hill Homes Inc.	1	1,144
BDD Construction	1	1,581	ICCF	1	1,121
Premier Home Builders LLC	1	1,574	Schout Builders, Inc.	1	1,099
FCC, Inc.	1	1,572	CSK Construction LLC	1	1,098
Refined Builders, Inc.	1	1,554	R & L Concrete Construction	1	1,098
Steve Visser Builders, LLC	3	1,537	Chary Construction, Inc.	1	1,016

NEW BUILDERS

For the fourth quarter.

In this quarter Builder Track recorded the following "new" builders in the coverage area. Some of these builders may have been active in other areas or active under another name.

Company Name and Address		# of starts
Mark Bogardus	5442 Maple Hill Rd. Pierson, MI 49339	1
Endeavor Building Systems, LLC	6812 Old 28th St. SE Grand Rapids, MI 49546	1
Kingswood Homes	8728 Cedar Lake Dr. Jension, MI 49428	1
RL Mouw Enterprises, Inc.	9099 11 Mile Rd. Rockford, MI 49341	1
Premier Home Builders LLC	1991 M-40 Holland, MI 49401	1
Joel Terpstra	2485 Leonard Marne, MI 49435	1
Whitmore Homes	1731 Edgewood Ave. SE Grand Rapids, MI 49506	1